

DEPARTMENT OF THE ARMY TECHNICAL MANUAL

---

DIRECT AND GENERAL SUPPORT AND DEPOT MAINTENANCE  
REPAIR PARTS AND SPECIAL TOOLS LISTS  
CRANE-SHOVEL, BASIC UNIT, CRAWLER MOUNTED, 40-TON,  
2 CU YD, DIESEL DRIVEN (W/HARNISCHFEGER ENGINE MODEL 687-18)  
(W/CATERPILLAR ENGINE MODEL D333TA)  
(HARNISCHFEGER MODEL 855BG)  
NSN 3810-00-606-8569

---

HEADQUARTERS DEPARTMENT OF THE ARMY

Current as of 1 October 1988

CHANGE  
NO. 1

HEADQUARTERS  
DEPARTMENT OF THE ARMY  
Washington D.C., 2 August 1990

**DIRECT AND GENERAL SUPPORT AND DEPOT MAINTENANCE  
REPAIR PARTS AND SPECIAL TOOLS LISTS**

**CRANE-SHOVEL, BASIC UNIT, CRAWLER MOUNTED, 40-TON,  
2 CU YD, DIESEL DRIVEN (W/HARNISCHFEGER ENGINE MODEL 687-18)  
(W/CATERPILLAR ENGINE MODEL D333TA)  
(HARNISCHFEGER MODEL 855BG)  
NSN 3810-00-606-8569**

**Current as of 1 October 1988**

TM 5-3810-206-35P, 29 April 1969, is changed as follows:

*Cover and title page (page i).* The manual title is changed to read as shown above.

*Page vii, paragraph 4.d,* Change the list of publications to read as follows:

- TM 5-3810-206-12 Operator and Organizational Maintenance Manual
- TM 5-3810-206-20P Organizational Maintenance Repair Parts and Special Tools Lists
- TM 5-3810-206-35 Direct and General Support and Depot Maintenance Manual
- LO 5-3810-206-12-1,2,3,4,5 Direct and General Support and Depot Maintenance Manual

*Page vii, paragraph 7, Code and Manufacturer* columns, insert the following:

Immediately after "01493", add "03504, Clark Equipment Corp."

Immediately after "14959", add "15434, Cummins Engine Corp."

Immediately after "19728", add "23040, Ford Motor Co."

Immediately after "24455", add "24617, General Motors Corp."

Immediately after "29883", add "29930, International Harvester Co."

Immediately after "35510", add "41226, VIZ Manufacture Corp."

Immediately after "57733", add "58312, Mil-Tech Manufacturing, Inc."

Immediately after "58312", add "59501, Bendix Engine Corp."

*Page viii, paragraph 7, Code and Manufacturer* columns, insert the following:

Immediately after "65705", add "66289, Teledyne, Inc."

Immediately after "80883", add "81240, White Farm Equipment, Inc."

Immediately after "86579", add "87373, ParkerHannifin Corp."

Immediately after "92394", add "93742, Dynamics Corps. of America"

Immediately after "96193", add "96906, Military Standards"

*Page viii, paragraph 8* is superseded as follows:

**8. Recommendations for Maintenance Publication Improvements**

You can improve this manual by calling attention to errors and by recommending improvements, using DA Form 2028 (Recommended Changes to Publications) or by a letter and mail directly to Commander, U.S. Army Tank-Automotive Command, ATTN: AMSTA-MB, Warren, MI, 48397-5000.

*Page 1, Index No. 00007,* change as follows:

Column (1). Add "PAFHH".

Column (2). Add "2815-00-221-4430".

Column (3). Delete "Model 68C718 (89923) 25450 (P and H Diesel Engine, Model 687C18, Engine No. 62500-62624) (This Engine is obsolete and repair parts are not available from the manufacturer)". Add "CATERPILLAR MDL: D333TA (11083) D333T3R8704".

Page 49, Index No. 00665, change as follows:  
Column (3). Change "666-2" to "12221".

Page 50, Index No. 00678, change as follows:  
Column (3). Change "(84760) 406" to "(29930) 367988R1".

Page 51, Index No. 00695, change as follows:  
Column (2). Change "2910-887-1539" to "5315-00-887-1539".  
Column (3). Change "(84760) 206-1" to "(93742) 108-3447".

Page 53, Index No. 00727, change as follows:  
Column (2). Change "2910-816-8227" to "5360-00-816-8227".  
Column (3). Change "619-12" to "11966".

Page 56, Index No. 00769, change as follows:  
Column (2). Change "4720-287-4838" to "4720-00-051-4670".  
Column (3). Add "(87373) 221-10".

Page 62, Index No. 00857, change as follows:  
Column (2). Change "4720-287-4838" to "4720-00-051-4670".  
Column (3). Add "(87373) 221-10".

Page 69.  
Index No. 00944, change as follows:  
Column (2). Change "2910-202-7443" to "2910-00-133-5709".  
Column (3). Change "(73370) F1125APBT4" to "(70040) T71MS".  
Index No. 00948, change as follows:  
Column (3). Change "C1125PBT4" to "C1125PL".

Page 71.  
Index No. 00976, change as follows:  
Column (3). Change "(79470) 49X6" to "(15434) S1040A".  
Index No. 00978 and 00981, change as follows:  
Column (3). Add "(66289) RF987".

Page 72, Index No. 00984, change as follows:  
Column (3). Add "(66289) RF987".

Page 73, Index No. 01000, change as follows:  
Column (2). Change "4710-595-2033" to "4710-00-143-9053".  
Column (3). Add "(96906) MS14301G7ZP0184".

Page 91, Index No. 01254, change as follows:  
Column (2). Change "5970-675-8133" to "5970-00-657-8133".

Page 93, Index No. 01278, change as follows:  
Column (2). Change "4730-011-8831" to "4730-00-289-5754".  
Column (3). Change "(16764) 118831" to "(59501) 10-17966".

Page 94, Index No. 01295 and 01301, change as follows:

Column (2). Change "4730-011-8831" to "4730-00-289-5754".  
Column (3). Change "(16764) 118831" to "(59501) 10-17966".

Page 97, Index No. 01329, change as follows:  
Column (1). Change "P F T" to "PAFHH".  
Column (2). Change "2815-929-8142" to "2815-00-221-4430".  
Column (3). Change "3R6103" to "D333T3R8704".

Page 104.  
Index No. 01433, change as follows:  
Column (2). Add "2815-00-035-0109".  
Column (3). Change "(11083) 4L1227" to "(58312) 4L1227-00".  
Index No. 01440, change as follows:  
Column (2). Add "5310-00-421-9603".  
Column (3). Change "(11083) 6B863" to "(58312) 6B863-00".

Page 107, Index No. 01481, change as follows:  
Column (3). Change "(11083) 4B5387" to "(58312) 4B5387-00".

Page 109, Index No. 01512, change as follows:  
Column (2). Add "5330-00-003-9229".  
Column (3). Change "2S8960" to "2S8966".

Page 112, Index No. 01542, as follows:  
Column (2). Change "2815-084-7496" to "3120-00-691-2245".  
Column (3). Change "7M9291" to "7S9843".

Page 114.  
Index No. 01577, change as follows:  
Column (3). Change "(11083) 8M6487" to "(58312) 8M6487-00".  
Index No. 01579, change as follows:  
Column (2). Add "5365-00-118-3056".  
Column (3). Change "(11083) 1S9543" to "(58312) 1S9543-00".

Page 120.  
Index No. 01654, change as follows:  
Column (3). Change "(11083) 9M9886" to "(58312) 9M9886-00".  
Index No. 01657, change as follows:  
Column (2). Change "2815-011-9935" to "3110-00-011-9935".  
Column (3). Change "(11083) 4B9782" to "(58312) 4B9782-00".

Page 123, Index No. 01697, change as follows:  
Column (3). Change "(11083) 7F7691" to "(58312) 7F7691-00".

Page 130.  
Index No. 01784, change as follows:  
Column (2). Change "2815-352-8561" to "5340-00-352-8561".

Page 130, Index No. 01784 (con't).  
Column (3). Change "(11083) 8F8683" to "(58312) 8F8683-00".

Index No. 01786, change as follows:

Column (3). Change "T329" to "0T0329".

Index No. 01790, change as follows:

Column (3). Change "(11083) 8F8682" to "(58312) 8F8682-00".

Page 131, Index No. 01811, change as follows:

Column (3). Change "(11083) 1A5964" to "(58312) 1A5964-00".

Page 134.

Index No. 01842 and 01844, change as follows:

Column (2). Add "4730-00-011-2578".

Column (3). Change "(11083) 5B7890" to "(96906) MS14314-2X".

Index No. 01849, change as follows:

Column (2). Change "5310-844-0561" to "5310-00-999-8285".

Column (3). Change "(11083) 8M7145" to "(58312) 8M7145-00".

Page 135.

Index No. 01857, change as follows:

Column (2). Add "2815-00-251-1375".

Column (3). Change "(11083) 8H9787" to "(58312) 8H9787-00".

Index No. 01867, change as follows:

Column (2). Change "5310-920-8201" to "5340-00-920-8201".

Column (3). Change "(11083) 7M9763" to "(58312) 7M9763-00".

Page 136, Index No. 01877, change as follows:

Column (2). Change "5340-923-9876" to "3110-00-923-9876".

Column (3). Change "(11083) 8H9718" to "(58312) 8H9718-00".

Page 140, Index No. 01940, change as follows:

Column (2). Change "5310-620-5730" to "5340-00-620-5730".

Column (3). Change "(11083) 2H3504" to "(58312) 2H3504-00".

Page 149, Index No. 02059 and 02069, change as follows:

Column (2). Change "4730-526-0348" to "4730-00-011-4627".

Column (3). Change "(11083) 4H2495" to "(96906) MS39176-3".

Page 150, Index No. 02072, change as follows:

Column (2). Add "4730-00-011-4627".

Column (3). Change "(11083) 4H2495" to "(96906) MS39176-3".

Page 157.

Index No. 02176, change as follows:

Column (2). Change "4730-526-0348" to "4730-00-011-4627".

Column (3). Change "(11083) 4H2495" to "(96906) MS39176-3".

Index No. 02179, change as follows:

Column (2). Add "4730-00-011-4627".

Column (3). Change "(11083) 4H2495" to "(96906) MS39176-3".

Page 158.

Index No. 02191, change as follows:

Column (2). Change "2910-362-7394" to "5340-00-362-7394".

Column (3). Change "(11083) 7B7840" to "(58312) 7B7840-00".

Index No. 02195, change as follows:

Column (2). Change "2910-597-9088" to "5360-00-597-9088".

Column (3). Change "(11083) 7B6365" to "(58312) 7B6365-00".

Page 159.

Index No. 02207, change as follows:

Column (2). Change "4730-526-0348" to "4730-00-011-4627".

Column (3). Change "(11083) 4H2495" to "(96906) MS39176-3".

Index No. 02210, change as follows:

Column (2). Add "4730-00-011-4627".

Column (3). Change "(11083) 4H2495" to "(96906) MS39176-3".

Page 163, Index No. 02262, change as follows:

Column (2). Add "5940-00-143-4777".

Column (3). Change "(11083) 2L8067" to "(96906) MS25036-157".

Page 164.

Index No. 02276, change as follows:

Column (2). Add "4730-00-011-4627".

Column (3). Change "(11083) 4H2495" to "(96906) MS39176-3".

Index No. 02278, change as follows:

Column (3). Change "(11083) 5F4899" to "(58312) 5F4899-00".

Page 166.

Index No. 02299, change as follows:

Column (2). Add "2930-00-725-3353".

Column (3). Change "3L2866" to "6L8617".

Index No. 02300, change as follows:

Column (3). Change "(11083) 1A5964" to "(58312) 1A5964-00".

Page 170, Index No. 02360, change as follows:

Column (2). Add "5310-00-119-4644".

Column (3). Change "(11083) 5L7888" to "(58312) 5L7888-00".

Page 180, Index No. 02501, change as follows:

Column (2). Add "3030-00-844-3603".

Page 180, Index No. 02501 (con't).

Column (3). Change "(11083) 9L1739" to "(23040) C4DZ8620E".

Page 181, Index No. 02523, change as follows:

Column (2). Add "5490-00-114-1310".

Column (3). Change "(11083) 2L8049" to "(96906) MS25036-119".

Page 185, Index No. 02573 and 02576, change as follows:

Column (3). Change "(11083) 9F2547" to "(16764) 1916439".

Page 188, Index No. 02619, change as follows:

Column (2). Add "5360-00-812-0196".

Column (3). Change "(11083) 9M7609" to "(16764) 1948521".

Page 190.

Index No. 02653, change as follows:

Column (2). Add "5310-00-958-7500".

Column (3). Change "(11083) 1L4789" to "(41226) 4347".

Index No. 02661, change as follows:

Column (2). Add "5940-00-143-4777".

Column (3). Change "(11083) 2L8067" to "(96906) MS25036-157".

Page 192, Index No. 02692, change as follows:

Column (2). Add "5305-01-032-7274".

Column (3). Change "(11083) 1M2075" to "(58312) M2075-00".

Page 193.

Index No. 02704, change as follows:

Column (2). Change "4720-287-4838" to "4720-00-051-4670".

Column (3). Add "(87373) 221-10".

Index No. 02709, change as follows:

Column (3). Add "(23382) 58076".

Page 207, Index No. 02911, change as follows:

Column (2). Change "5310-582-9565" to "5310-00-582-5965".

Page 208, Index No. 02932, change as follows:

Column (2). Change "6680-544-7869" to "6685-00-335-9515".

Column (3). Change "(98738) 505A" to "(24617) 1512669".

Page 231, Index No. 03269, change as follows:

Column (2). Change "5305-638-8563" to "5305-947-4362".

Column (3). Add "MS90728-199".

Page 232, Index No. 03291, change as follows:

Column (3). Change "(95879) 1610BL" to "(96906) MS15003-1".

Page 235.

Index No. 03331, change as follows:

Column (2). Change "4730-187-7595" to "4730-00-595-0676".

Index No. 03333, change as follows:

Column (3). Change "(95879) 1610BL" to \_, "(96906) MS15003-1".

Page 259, Index No. 03687, change as follows:

Column (3). Add "(23382) 58076".

Page 260, Index No. 03690, 03693, 03696, and 03699, change as follows:

Column (3). Add "(23382) 58076".

Page 261, Index No. 03702, 03705, 03708, 03711, 03713, and 03715, change as follows:

Column (3). Add "(23382) 58076".

Page 262, Index No. 03717, 03719, 03721, 03723, 03725, and 03728, change as follows:

Column (3). Add "(23382) 58076".

Page 263, Index No. 03730, 03732, 03734, 03736, 03738, and 03740, change as follows:

Column (3). Add "(23382) 58076".

Page 265.

Index No. 03759, change as follows:

Column (2). Change "2530-834-5143" to "5310-00-209-1761".

Column (3). Change "(63477) FC603" to "(81240) FT3787".

Index No. 03768, change as follows:

Column (2). Change "5310-188-4176" to "5310-00-358-9645".

Column (3). Change "(63477) FC1321" to "(03504) 103974".

Page 266, Index No. 03777, change as follows:

Column (2). Change "2530-521-5672" to "4730-00-521-5672".

Column (3). Change "(63477)" to "(27315)".

Page 267.

Index No. 03782, change as follows:

Column (3). Change "FC4073" to "F4073".

Index No. 03789, change as follows:

Column (2). Change "2530-834-5143" to "5310-00-209-1761".

Column (3). Change "(63477) FC603" to "(81240) FT3787".

Page 268, Index No. 03793, change as follows:

Column (2). Change "2530-521-5672" to "4730-00-521-5672".

Column (3). Change "(63477)" to "(27315)".

Page 271, Index No. 03845, change as follows:

Column (2). Change "2530-834-5143" to "5310-00-209-1761".

Column (3). Change "(63477) FC603" to "(81240) FT3787".

Page 272, Index No. 03856, change as follows:

Column (3). Change "FC6504A" to "FC-6504-B".

Page 273, Index No. 03862, change as follows:  
Column (2). Change "2530-834-5143" to "5310-00-209-1761".  
Column (3). Change "(63477) FC603" to "(81240) FT3787".

Page 274, Index No. 03877, change as follows:  
Column (2). Change "2530-521-6672" to "4730-00-521-5672".  
Column (3). Change "(63477)" to "(27315)".

Page 275.  
Index No. 03888, change as follows:  
Column (3). Change "(63477) FC603" to "(81240) FT3787".  
Index No. 03899, change as follows:  
Column (3). Change "FC3641" to "F3641".

Page 287, Index No. 04057, change as follows  
Column (1). Change "P O" to "XB".  
Column (2). Delete "3810-779-3801".

Page 293, Index No. 04147, change as follows:  
Column (3). Change "(95879) 1610BL" to "(96906) MS15003-1".

Page 300, Index No. 04255, change as follows:  
Column (3). Change "(95879) 1610BL" to "(96906) MS15003-1".

Page 305, Index No. 04331, change as follows:  
Column (1). Change "X1" to "PFODD".  
Column (2). Add "3815-00-641-8412".

Page 306, Index No. 04352, change as follows:  
Column (3). Change "(95879) 1610BL" to "(96906) MS15003-1".

Page 308, Index No. 04379 and 04380, as follows:  
Column (3). Change "(95879) 1610BL" to "(96906) MS15003-1".

Page 311, Index No. 04421, change as follows:  
Column (3). Change "(95879) 1610BL" to "(96906) MS15003-1".

Page 314.  
Index No. 04459, change as follows:  
Column (11)(a). Change "89" to "134".  
Column (11)(b). Delete "14".  
Index No. 04462, change as follows:  
Column (3). Change "(95879) 1610BL" to "(96906) MS15003-1".

Page 315, Index No. 04478, change as follows:  
Column (3). Change "(95879) 1610BL" to "(96906) MS15003-1".

Page 316, Index No. 04491, change as follows:  
Column (3). Add "(96906) MS35338-46".

Page 319, Index No. 04543 and 04546, change as follows:  
Column (3). Change "(95879) 1610BL" to "(96906) MS15003-1".

Page 321, Index No. 04565, 04566, 04567, and 04570, change as follows:  
Column (3). Change "(95879) 1610BL" to "(96906) MS15003-1".

Page 322, Index No. 04588, change as follows:  
Column (3). Change "(95879) 1610BL" to "(96906) MS15003-1".

Page 323, Index No. 04600, change as follows:  
Column (3). Change "(95879) 1610BL" to "(96906) MS15003-1".

Page 325, Index No. 04625, change as follows:  
Column (3). Change "(95879) 1610BL" to "(96906) MS15003-1".

Page 327, Index No. 04665, change as follows:  
Column (3). Change "(95879) 1610BL" to "(96906) MS15003-1".

Page 333, Index No. 04743, change as follows:  
Column (3). Change "(95879) 1610BL" to "(96906) MS15003-1".

Page 334, Index No. 04755, change as follows:  
Column (3). Change "(95879) 1610BL" to "(96906) MS15003-1".

Page 337, Index No. 04798, change as follows:  
Column (3). Change "(95879) 1610BL" to "(96906) MS15003-1".

Page 338, Index No. 04821, change as follows:  
Column (3). Change "(95879) 1610BL" to '4(96906) MS15003-1".

Page 345.  
Index No. 04918, 04919, 04920, and 04921, change as follows:  
Column (3). Change "(95879) 1610BL" to "(96906) MS15003-1".  
Index No. 04922, change as follows:  
Column (3). Change "(95879) 1610BL" to "(96906) MS15003-1".

Page 366, Index No. 05225, change as follows:  
Column (3). Change "(95879) 1610BL" to "(96906) MS15003-1".

Page 370, Index No. 05289, change as follows:  
Column (3). Change "(95879) 1610BL" to "(96906) MS15003-1".

Page 371.  
Index No. 05298 and 05306, change as follows:  
Column (2). Change "4730-187-7595" to "4730-00-595-0676".  
Index No. 05300, change as follows:  
Column (3). Change "(95879) 1610BL" to "(96906) MS15003-1".

Page 378, Index No. 05415, change as follows:  
Column (3). Change "(95879) 1610BL" to "(96906) MS15003-1".

Page 383, Index No. 05489, change as follows:  
Column (3). Change "(95879) 1610BL" to  
"(96906) MS15003-1".

Page 384.

Index No. 05505, change as follows:

Column (3). Change "(95879) 1610BL" to  
"(96906) MS15003-1".

Index No. 05511, change as follows:

Column (3). Change "(27315) 1-18T4548" to  
"(23382) 58076".

Page 389, Index No. 05585 and 05590, change as  
follows:

Column (3). Change "(95879) 1610BL" to  
"(96906) MS15003-1".

Page 392, Index No. 05626, change as follows:

Column (3). Change "(95879) 1610BL" to  
"(96906) MS15003-1".

Page 412, Index No. 05936, change as follows:

Column (3). Change "(95879) 1610BL" to  
"(96906) MS 15003-1".

Page 414, Index No. 05976, change as follows:

Column (3). Change "(95879) 1610BL" to  
"(96906) MS15003-1".

Page 419.

Index No. 06046, change as follows:

Column (2). Change "4730-187-7610" to "4730-  
00-595-0676".

Index No. 06049 and 06053, change as follows:

Column (3). Change "(95879) 1610BL" to  
"(96906) MS15003-1".

Page 429, Index No. 06210, change as follows:

Column (3). Add "(23382) 58076".

Page 430, Index No. 06212, change as follows:

Column (3). Add "(23382) 58076".

Page 433, Index No. 06267, change as follows:

Column (3). Add "(23382) 58076".

All changes, additions, or deletions of stock numbers,  
manufacturer's codes, and part numbers with this  
change should be appropriately reflected in the index.

By Order of the Secretaries of the Army

Official:

THOMAS F. SIKORA  
Brigadier General, United States Army  
The Adjutant General

CARL E. VUONO  
General, United States Army  
Chief of Staff

Distribution:

To be distributed in accordance with DA Form 12-25-E (Block 3732) Direct and General Support maintenance requirements for TM5-3810-20635P.

☆U.S. GOVERNMENT PRINTING OFFICE: 1990 743-015/20047

**PIN: 012232-001**



TECHNICAL MANUAL }  
No. 5-3810-206-35P }

HEADQUARTERS  
DEPARTMENT OF THE ARMY  
WASHINGTON, D. C., 29 April 1969

**DIRECT AND GENERAL SUPPORT AND DEPOT MAINTENANCE REPAIR  
PARTS AND SPECIAL TOOLS LIST**

**CRANE-SHOVEL, BASIC UNIT, CRAWLER MOUNTED, 40  
TON, 2 CU YD, DIESEL DRIVEN (W/HARNISCHFEGER  
ENGINE MODEL 687-18) (W/CATERPILLAR ENGINE  
MODEL D333TA) (HARNISCHFEGER MODEL 855BG)  
FSN 3810-606-8569**

**Current as of 6 August 1968**

	Paragraph	Page
SECTION I. INTRODUCTION		
Scope .....	1	v
General.....	2	v
Explanation of columns .....	3	v
Special information.....	4	vi
How to locate repair parts .....	5	vii
Abbreviations.....	6	vii
Federal supply codes for manufacturers .....	7	vii
Report equipment publication improvements .....	8	viii
II. REPAIR PARTS FOR DS, GS, AND DEPOT MAINTENANCE		
Part I.		
Group 01. Engine		
0100 Engine assembly .....	1	
0101 Crankcase, block, cylinder head .....	9	
0102 Crankshaft .....	15	
0103 Flywheel assembly.....	17	
0104 Pistons, connecting rods.....	19	
0105 Valves, camshaft and timing system .....	21	
0106 Engine lubrication system .....	27	
0108 Manifolds.....	40	
0109 Accessory driving mechanism .....	40	
03. Fuel System		
0301 Fuel injector .....	43	
0302 Fuel pumps .....	44	
0304 Air cleaner.....	55	
0305 Blower.....	57	
0306 Tanks, lines, fittings .....	66	
0308 Engine speed governor and controls .....	68	
0309 Fuel filters .....	69	
0311 Engine starting aids .....	71	
04. Exhaust System		
0401 Muffler and pipes .....	72	

\*This manual supersedes TM 5-3810-206-35P, 31 January 1964.

Group	05.	Cooling System	
		0501 Radiator .....	73
		0502 Shroud .....	76
		0503 Water manifold, headers, thermostat and housing gasket .....	76
		0504 Water pump .....	80
		0505 Fan assembly .....	82
	06.	Electrical System	
		0601 Generator.....	84
		0602 Generator regulator.....	89
		0603 Starting motor .....	90
Part II. Group	01.	Engine	
		0100 Engine assembly .....	97
		0101 Crankcase, block, cylinder head .....	105
		0102 Crankshaft .....	111
		0103 Flywheel assembly.....	113
		0104 Pistons, connecting rods.....	114
		0105 Valves, camshaft and timing system .....	115
		0106 Engine lubrication system .....	120
		0108 Manifolds.....	133
		0109 Accessory driving mechanisms .....	134
		0110 Diesel starting controls and conversion units .....	136
	03.	Fuel System	
		0301 Fuel injector .....	137
		0302 Fuel pumps .....	137
		0304 Air cleaner.....	143
		0305 Turbocharger .....	144
		0306 Tanks, lines, fittings, headers .....	149
		0308 Engine speed governor and controls .....	151
		0309 Fuel filters .....	156
		0311 Engine starting aids .....	159
	04.	Exhaust System	
		0401 Muffler and pipes .....	163
	05.	Cooling System	
		0501 Radiator .....	164
		0503 Water manifold, headers, thermostats and housing gasket .....	167
		0504 Water pump .....	170
		0505 Fan assembly .....	173
	06.	Electrical System	
		0601 Alternator .....	177
		0602 Generator regulator.....	182
		0603 Starting motor .....	183
		0607 Instrument ( )r engine control panel .....	191
		0610 Sending units and warning switches .....	191
	47.	Gages	
		4701 Instruments .....	191
		4703 Hourmeter .....	193
	95.	General Use Standardized Parts	
		9501 Bulk material .....	193
Part Group	III.		
	02.	Clutch	
		0200 Clutch assembly .....	195
		0202 Clutch release mechanism .....	196
	03.	Fuel System	
		0306 Tanks, lines, fittings, headers .....	199
		0312 Accelerator, throttle or choke controls .....	2 01
	06.	Electrical System	
		0606 Engine safety controls .....	204
		0607 Instrument or engine control panel .....	213

		Page
Group	06--	0608 Miscellaneous items ..... 213
	Continued.	0609 Lights ..... 216
		0611 Horn ..... 219
		0612 Batteries, storage ..... 220
		0613 Chassis wiring harness ..... 221
		0615 Radio interference suppression ..... 224
08.		Transfer Assembly
		0801 Power transfer assembly ..... 225
		0804 Lubrication components ..... 229
13.		Tracks
		1302 Track support rollers and brackets ..... 230
		1303 Track idlers and brackets ..... 232
		1304 Track drive sprockets ..... 233
		1305 Track assembly ..... 236
15.		Frame
		1501 Frame assembly ..... 237
		1502 Counter weights ..... 238
18.		Body, Cab, Hood and Hull
		1801 Body, cab, hood, hull assemblies ..... 238
		1806 Seats ..... 247
		1808 Boxes, carrying cases ..... 248
22.		Body, Chassis or Hull and Accessory Items
		2202 Accessory items ..... 249
		2210 Data plates ..... 252
43.		Hydraulic Systems
		4301 Strainers, filters, hose, pipe, fittings, tubing, e t c ..... 254
		4305 Manifold and/or control valves ..... 264
		4307 Hydraulic cylinders ..... 271
		4308 liquid tank ..... 276
		4309 Manual controls ..... 277
47.		Gages
		4701 Instruments ..... 286
		4702 Gages ..... 287
74.		Cranes, Shovels or Earth Moving Equipment ..... 287
		7410 Shovel front attachment ..... 287
		7411 Crane, dragline or clamshell attachment ..... 303
		7412 Backhoe attachment ..... 317
		7413 Pile drive attachment ..... 331
		7414 Base deck ..... 333
		7416 Shafts ..... 340
		7419 Turntable ..... 377
		7420 Machinery gear case or frame ..... 386
		7421 Independent or precision boom hoist ..... 387
		7422 Machinery mechanism controls ..... 392
		7423 Gantry ..... 407
		7424 Crawler bed, frame and ring gear ..... 414
		7425 Propel and steering mechanism ..... 417
		7499 Cables ..... 430
76.		Fire Fighting Equipment
		7603 Fire extinguishers ..... 432
95.		General Use Standardized Parts
		9501 Bulk material ..... 432
SECTION	III.	SPECIAL TOOLS, TEST AND SUPPORT EQUIPMENT FOR DS, GS AND DEPOT MAINTENANCE
Group	26.	Accessories, Publications, and Tools
		2604 Special tools ..... 436
SECTION	IV.	FEDERAL STOCK NUMBER AND REFERENCE NUMBER INDEX ..... 635

**SECTION I  
INTRODUCTION**

---

**1. Scope**

This manual lists repair parts, special tools, required for the performance of direct support, general support, and depot maintenance of the crane-shovel.

**2. General**

a. The repair parts list is arranged as follows:

(1) Individual parts and major assemblies are listed alphabetically by item name within the numbered functional groups.

(2) Assembly components and subassemblies are indented and listed alphabetically by item name under major assemblies.

b. This Repair Parts and Special Tools List is divided into the following sections:

(1) Repair Parts-Section II. A list of repair parts authorized for the performance of maintenance at the direct support, general support, and depot level.

(2) Special Tools, Test and Support Equipment-Section III. A list of special tools, test and support equipment authorized for the performance of maintenance at the direct support, general support, and depot level.

(3) Federal Stock Number and Reference Number Index-Section IV. A list of Federal stock numbers followed by reference numbers in ascending alpha-numeric sequence cross-referenced to index number.

**3. Explanation of Columns**

The following provides an explanation of columns in the tabular lists in sections II and III:

a. Source, Maintenance, and Recoverability Codes (SMR), Column (1):

(1) Source Code, indicates the selection status and source for the listed item. Source codes used are:

<i>Code</i>	<i>Explanation</i>
P	Applied to repair parts which are stocked in or supplied from DSA/GSA or Army supply system, and authorized for use at indicated maintenance categories.
M	Applied to repair parts which are not procured or stocked but are to be manufactured at indicated maintenance categories.

<i>Code</i>	<i>Explanation</i>
A	Applied to assemblies which are not procured or stocked as such but made up of two or more units, each of which carry individual stock numbers and descriptions and are procured and stocked and can be assembled by units at indicated maintenance categories.
X	Applied to parts and assemblies which are not procured or stocked, the mortality of which is normally below that of the applicable end item, and the failure of which should result in retirement of the end item from the supply system.
X1	Applied to repair parts which are not procured or stocked, the requirement for which will be supplied by use of the next higher assembly or components.
X2	Applied to repair parts which are not stocked. The maintenance category requiring such repair parts will attempt to obtain them through cannibalization; if not obtainable through cannibalization, such repair parts will be requisitioned with supporting justification through normal supply channels.
C	Applied to repair parts authorized for local procurements. If not obtainable from local procurement, such repair parts will be requisitioned through normal supply channels with a supporting statement of nonavailability from local procurement.
G	Applied to major assemblies that are procured with PEMA (Procurement Equipment Missile Army) funds for initial issue only to be used as exchange assemblies at DSU and GSU maintenance level. These assemblies will not be stocked above DSU and GSU level or returned to depot supply level.

**Note. Source code and level of maintenance are not shown on common hardware items known to be readily available in Army supply channels and through local procurement.**

(2) Maintenance Code, indicates the lowest category of maintenance authorized to install the listed item. The maintenance level codes are:

<i>Code</i>	<i>Explanation</i>
O	Organizational maintenance
F	Direct support maintenance
H	General support maintenance
D	Depot maintenance

(3) Recoverability Code, indicates whether unserviceable items should be returned for recovery or salvage. Items not coded are expendable. Recoverability codes are:

Code	Explanation
R	Applied to repair parts and assemblies which are economically repairable at DSU and GSU activities and normally are furnished by supply on an exchange basis.
T	Applied to high dollar value recoverable repair parts which are subject to special handling and are issued on an exchange basis. Such repair parts normally are repaired or overhauled at depot maintenance activities.
U	Applied to repair parts specifically selected for salvage by reclamation units because of precious metal content, critical materials, high dollar value reusable casings or castings.

(4) This column also lists, below the SMR code, an index number for each item in ascending numerical sequence, which is used to locate items in the publication when the Federal stock number and/or reference number is known.

*b. Federal Stock Number, Column (2).* This column indicates the Federal stock number for the item.

*c. Description, Column (3).* This column indicates the Federal item name and any additional description of the item required. A part number or other reference number is followed by the applicable five-digit Federal supply code for manufacturers in parentheses. Material required for manufacture or fabrication is identified.

*d. Unit of Issue, Column (4).* This column indicates the unit used as basis for issue, e.g., ea, pr, ft, yd, etc.

*e. Quantity Incorporated in Unit Pack, Column (5).* This column indicates the actual quantity contained in the unit pack.

*f. Quantity Incorporated in Unit, Column (6).* This column indicates the quantity of the item used in the functional group.

*g. Thirty-Day DS/GS Maintenance Allowances Columns (7) and (8).*

(1) The allowance columns are divided into three subcolumns. Indicated in each subcolumn opposite the first appearance of each item, is the total quantity of items authorized for the number of equipments supported. Subsequent appearances of the same item will have no entry in the allowance column but will have

in the description column a reference to the first appearance of the item. Items authorized for use as required but not for initial stockage are identified with an asterisk in the allowance column.

(2) The quantitative allowances for DS GS levels of maintenance will represent initial stockage for a 30-day period for the number of equipments supported.

(3) Determination of the total quantity of parts required for maintenance of more than 100 of these equipments can be accomplished by converting the equipment quantity to a decimal factor by placing a decimal point before the next to last digit of the number to indicate hundredths, and multiplying the decimal factor by the parts quantity authorized in the 51-100 allowance column. Example, authorized allowance for 51-100 equipments is 40; for 150 equipments multiply 40 by 1.50 or 60 parts required.

*h. One-Year Allowances Per 100 Equipments Contingency Planning Purposes, Column (9).* This column indicates opposite the first appearance of each item the total quantity required for distribution and contingency planning purposes. The range of items indicates total quantities of all authorized items required to provide for adequate support of 100 equipments for one year.

*i. Depot Maintenance Allowance Per 100 Equipments,, Column (10).* This column indicates opposite the first appearance of each item, the total quantity authorized for depot maintenance of 100 equipments. Subsequent appearances of the same item will have no entry in this column, but will have in the description column a reference to the first appearance of the item. Items -authorized for use but not for initial stockage are identified with an asterisk in the allowance column.

*j. Illustration, Column (11).* This column is divided as follows:

(1) *Figure number, column (11) (a).* Indicates the figure number of the illustration in which the item is shown.

(2) *Item number, column (11) (b).* Indicates the callout number used to reference the item in the illustration.

#### 4. Special Information

a. This manual has been sectionalized into a 3 part manual. Each part being defined as follows:

(1) Part I of section II is applicable to Harnischfeger engine model 687-18.

(2) Part II of section II is applicable to Caterpillar engine model D333TA.

(3) Part III of section II is applicable, to Harnischfeger crane-shovel model 855BG.

b. Repair parts mortality has been based on 2,000 hours of operation per year.

c. Parts which require manufacture or assembly at a category higher than that authorized for installation will indicate in the source column the higher category.

d. The following publications pertain to cranes shovel and its components:

TM 5-3810-206-12	Operator, Organizational Maintenance Manual
TM 5-3810-206-20P	Organizational Maintenance Repair Parts and Special Tools List
TM 5-3810-206-35	Direct and General Support and Depot Maintenance Manual
LO 5-3810-206-12-1,2,3,4	Lubrication Order

**5. How to Locate Repair Parts**

a. When Federal stock number or reference number is unknown:

(1) *First.* Using the table of contents, determine the functional group or subgroup within which the repair part belongs. Locate the appropriate page in the manual and identify the part.

(2) *Second.* Locate the repair part and the illustration, figure and item number as shown in the last two columns of the repair parts listing.

(3) *Third.* Identify the repair part on the illustration by the callout number shown in the last column of the parts listing.

b. When Federal stock number or reference number is known:

(1) *First.* Using the Index of Federal Stock Numbers and Reference Numbers find the pertinent Federal stock number or reference number. This index is in ascending alpha-numeric sequence cross-referenced to an index number.

(2) *Second.* Using the Repair Part Listing, find the index number referenced in the Index of Federal Stock Numbers and Reference Numbers.

**6 Abbreviations**

AWG.....	American Wire Gage
cl.....	coil (s)
ea.....	each
ft.....	foot (feet)
gal.....	gallon (s)
in.....	inch (es)
lb.....	pound (s)
lg.....	long (length)
lh.....	left hand
mtg.....	mount (ed) (ing)
No.....	number (s)
rh.....	right hand
rl.....	roll (s)
w/.....	with

**7. Federal Supply Codes for Manufacturers**

<i>Code</i>	<i>Manufacturer</i>
00624 .....	Aeroquip Corp. Aircraft Division, Jackson Plant
00761 .....	Burndy Midwest, Inc.
01493 .....	Zam Battery Cable Clamp, Inc.
03504 .....	Clark Equipment Corp.
03743 .....	Appleton Electric Co.
09367 .....	Allis-Chalmers Mfg. Co., Harvey Works
11083 .....	Caterpillar Tractor Co.
13445 .....	Cole-Hersee Co.
14351 .....	Ccontinental Motors Corp.
14959 .....	Crane Co.
15434 .....	Cummins Engine Corp.
15605 .....	Cutler Hammer, Inc.
16764 .....	Delco Remy Div. of General Motors Corp.
16901 .....	Advanced Development Laboratories, Inc.
18265 .....	Donaldson Co., Inc.
19220 .....	Eberhard Mfg. Co.
19728 .....	Electric Auto-Lite Co.
23040 .....	Ford Motor Co.
23382 .....	FWD Corp.
24455 .....	General Electric Cc., Lamp Div. of Consumer Prod. Group
24617 .....	General Motors Corp.
24981 .....	Gits Bros. Mfg. Co.
27315 .....	Harnischfeger Corp.
29883 .....	Hyatt Bearings Div. of General Motors Corp.
29930 .....	International Harvester Co.
30327 .....	Imperial-Eastman Corp.
33544 .....	Kiekhaefer Corp.
35510 .....	Leece Neville Co.
41226 .....	Viz Manufacture Corp.
43334 .....	New Departure Div. of General Motors Corp.
43766 .....	Nice Ball Bearing Co.
46529 .....	Perfex Corp.
48949 .....	Pritzlaff, John, Hardware Co.
49367 .....	Pyle-National Co.
53591 .....	Schwitzer Corp.
56878 .....	Standard Pressed Steel Co.
57068 .....	Stanley Works
57733 .....	Stewart-Warner Corp.
58312 .....	Mil-Tech Manufacturing, Inc.
59501 .....	Bendix Engine Corp.
59730 .....	Thomas and Betts Co.
60038 .....	Timken Roller Bearing Co.
61112 .....	Turner Corp.

<i>Code</i>	<i>Manufacturer</i>
63477.....	Wagner Electric Co.
65705.....	Willard Storage Battery Co.
66289.....	Teledyne, Inc.
70040.....	AC Spark Plug Div. of General Motors Corp.
70386.....	American Spring and Wire Specialty Co.
71177.....	Buckeye Forging Co.
72452.....	Brad Foote Gear Works, Inc.
72512.....	Davies, Harry, Molding Co.
72962.....	Elastic Stop Nut Corp., of America
73331.....	Guide Lamp Div. of General Motors Corp.
73370.....	Fram Corp.
73631.....	Curtis Development & Mfg. Co.
73680.....	Garlock, Inc.
73957.....	Groov-pin Corp.
74928.....	Industrial Rubber Goods Co.
76005.....	Lord Mfg. Co.
76599.....	Murray Corp.
76680.....	National Seal Div. of Federal-Mogul-Bower Bearing Inc.
77060.....	Packard Elec. Div. of General Motors Corp.
77220.....	Perfect Circle Co., The
77260.....	Pierce Governor Co.
77860.....	Sherman H. B. Mfg. Co.
77873.....	Rockford Clutch Div. of Borg-Warner Corp.
78189.....	Shakeproof Div. of Illinois Tool Works
78388.....	Synchro-Start Products Inc.
79136.....	Waldes Kohinoor, Inc.
79150.....	Victor Mfg. & Gasket Co.
79243.....	Wagner E. R., Mfg. Co.
79396.....	Wix Corp.
79470.....	Weatherhead Co., The
79960.....	Zenith Carburetor Div. of Bendix Corp.
80883.....	Hupp Corporation
81240.....	White Farm Equipment, Inc
81321.....	Purolator Products, Inc.
81336.....	Corps of Engineers
81442.....	Thompson Electric Welder Co.
82647.....	Metals & Controls Inc., Spencer Products

<i>Code</i>	<i>Manufacturer</i>
83483.....	T A Mfg. Corp.
84760.....	Hartford Machine Screw Co.
86403.....	Chrysler Corp., Parts Division
86579.....	Precision Rubber Products Corp.
88145.....	Ideal Corp., Actus Division
87373.....	Parker-Hannifin Corp.
89110.....	AMP, Inc.
89462.....	Waldes Kohinoor, Inc.
89923.....	P & H Diesel Div. of Harnischfeger Corp.
90005.....	Bendix Filter Div. of Bendix Corp.
91535.....	Blackhawk Machine Co.
92392.....	Allis-Chalmers Mfg. Co.
92394.....	Black Sivolls Bryson Inc.
93742.....	Dynamics Corps. Of America
95773.....	Allis-Chalmers Mfg. Co., Cedar Rapids Works
95817.....	Waterloo Foundry Co.
95879.....	Alemite Div. of Stewart-Warner Corp.
96193.....	Stratos Div. of Fairchild Stratos Corp.
96906.....	Military Standards
97562.....	American Cable Div. of American Chair and Cable Co., Inc.
98736.....	Rite Shipbuilding Corp.
98738.....	Stewart-Warner Electronics Division of Stewart Warner Corp
98739.....	Western Electric Co., Inc.

## **8. Report Equipment Publication Improvements**

You can improve this manual by calling attention to errors and by recommending improvements, using DA Form 2028 (Recommended Changes to Publications) or by a letter and mail directly to Commander, U.S. Army Tank-Automotive Command, ATTN: AMSTA-MB, Warren, MI, 48397-5000.

(1) SMR CODE INDEX NO.	(2) FEDERAL STOCK NUMBER	(3) DESCRIPTION  REFERENCE NO. & MER CODE      USABLE ON CODE	(4) UNIT OF ISSUE	(5) UNIT OF MEAS	(6) QTY INC IN UNIT	(7) 30 DAY DS MAINT ALLOWANCE			(8) 30-DAY GS MAINT ALLOWANCE			(9) 1-YR ALW PER 100 EQUIP CNTGCV	(10) DEPOT MAINT ALW PER 100 EQUIP	(11) ILLUSTRATION	
						(a)	(b)	(c)	(a)	(b)	(c)			(a)	(b)
						1-20	21-50	51-100	1-20	21-50	51-100			FIGURE NO.	NO/ ITEM
00001		SECTION II - REPAIR PARTS FOR DS, GS AND DEPOT MAINTENANCE													
00001B		PART I													
00002		GROUP 01 - ENGINE													
00003		0100 - ENGINE ASSEMBLY													
X2H 00004		BASE, ENGINE: WELDED TO DECK (27315) 16J521	EA		1										
H 00005	5306-281-7116	BOLT, MACHINE: FRONT ENGINE SUPPORT	EA		2									4	21
H 00006	5306-696-5241	BOLT, MACHINE: REAR ENGINE SUPPORT (27315) 0609V196	EA		4									5	22
00007		ENGINE ASSEMBLY, DIESEL: MODEL 68C718 (89923) 25450	EA		1										
X20 00008	2815-757-7614	GASKET, SET (89923) 42622	EA		1										
X20 00009	2815-580-2442	GASKET: ADAPTER TO BLOWER (89923) 17162	EA		2										
X1 00010	2910-720-2691	GASKET: ADAPTER TO END PLATE (89923) 19209	EA		1										
X1 00011	2815-599-3607	GASKET: ADAPTER TO GOVERNOR DRIVE HOUSING (1) (89923) 14758	EA		0										
X20 00012	2930-599-5733	GASKET: ADAPTER TO WATER MANIFOLD (89923) 11322	EA		1										
X1 00013	2990-708-9426	GASKET: LOWER TO CRANKCASE (89923) 24908	EA		2										



(1) SMR CODE INDEX NO.	(2) FEDERAL STOCK NUMBER	(3) DESCRIPTION  REFERENCE NO. & MER CODE      USABLE ON CODE	(4) UNIT OF ISSUE	(5) UNIT OF MEAS	(6) QTY INC IN UNIT	(7) 30 DAY DS MAINT ALLOWANCE			(8) 30-DAY GS MAINT ALLOWANCE			(9) 1-YR ALW PER 100 EQUIP CNTGCY	(10) DEPOT MAINT ALW PER 100 EQUIP	(11) ILLUSTRATION	
						(a)	(b)	(c)	(a)	(b)	(c)			(a)	(b)
						1-20	21-50	51-100	1-20	21-50	51-100			FIGURE NO. NO/	ITEM
X1 00014	2815-371-6764	GASKET: BLOWER TO CRANKCASE (2) (89923) 16683	EA		0										
X1 00015	2940-298-5346	GASKET: BLOWER TO OIL LINE (89923) 14292	EA		2	SEE GRP 0305									
X1 00016		GASKET CAN POCKET COVER TO CRANKCASE (89923) 12305	EA		1	SEE GRP 0105									
X1 00017	2815-371-6739	GASKET: CRANKCASE GEAR TO CRANKCASE (1) (89923) 13800	EA		0										
X1 00018	2815-968-0275	GASKET: ELBOW FLANGED (1) (89923) 14409	EA		0										
X1 00019		GASKET: EXHAUST MANIFOLD CORE HOLE COVER (1) (89923) 20630	EA		0										
X1 00020		GASKET: EXHAUST MANIFOLD OUTLET FLANGE (1) (89923) 18783	EA		0										
X20 00021	2815-580-2447	GASKET: EXHAUST OUTLET FLANGE (89923) 11879	EA		2	SEE GRP 0108									
X1 00022	2815-338-4745	GASKET: EXHAUST OUTLET FLANGE (1) (89923) 14607	EA		0										
X20 00023	2930-298-5312	GASKET: FAN BRACKET TO DISCHARGE PIPE (89923) 14297	EA		1	SEE GRP 0503									
X20 00024		GASKET: FAN SUPPORT TO FRONT COVER (89923) 14843	EA		1	SEE GRP 0505									
X1 00025		GASKET: FILLER NECK AND ADAPTER (1) (89923) 14512	EA		0										
X20 00026	2815-585-0535	GASKET: FLANGED TO ADAPTER (89923) 19026	EA		4	SEE GRP 0305									
X20 00027	2930-580-2441	GASKET: FLANGED PIPE (89923) 18990	EA		1	SEE GRP 0503									

(1) SMR CODE INDEX NO.	(2) FEDERAL STOCK NUMBER	(3) DESCRIPTION  REFERENCE NO. & MER CODE      USABLE ON CODE	(4) UNIT OF ISSUE	(5) UNIT OF MEAS	(6) QTY INC IN UNIT	(7) 30 DAY DS MAINT ALLOWANCE			(8) 30-DAY GS MAINT ALLOWANCE			(9) 1-YR ALW PER 100 EQUIP CNTGCY	(10) DEPOT MAINT ALW PER 100 EQUIP	(11) ILLUSTRATION		
						(a)	(b)	(c)	(a)	(b)	(c)			(a)	(b)	
						1-20	21-50	51-100	1-20	21-50	51-100			FIGURE NO.	ITEM NO/	
X1 00028	2815-718-4539	GASKET: FLYWHEEL HOUSING (89923) 19436	EA		1	SEE GRP 0103										
X1 00029	5330363-2029	GASKET: FLYWHEEL HOUSING (89923) 11658	EA		1	SEE GRP 0103										
X1 00030	2815-371-6725	GASKET: FLYWHEEL HOUSING TO REAR END PLATE (1) (89923) 11449	EA		0											
X1 00031	2815-371-6734	GASKET: FLYWHEEL HOUSING TO REAR END PLATE (1) (89923) 13396	EA		0											
X1 00032	2815-090-8500	GASKET FRONT COVER BLIND FLANGED (1) (89923) 14200	EA		0											
X1 00033	2815-604-8172	GASKET: FRONT COVER, OIL (89923) 14393	EA		1	SEE GRP 0101										
X1 00034	2815-090-8499	GASKET: FRONT COVER TO CRANKCASE (89923) 13920	EA		1	SEE GRP 0102										
X1 00035	5330-171-6576	GASKET: FUEL MANIFOLD TO INJECTION PUMP (12) (89923) 12879	EA		0											
X1 00036	2990-371-6743	GASKET: GOVERNOR DRIVE HOUSING TO FRONT COVER (1) (89923) 178	EA		0											
X1 00037	2815-371-6747	GASKET GOVERNOR TO FUEL PUMP DRIVE HOUSING (1) (89923) 41846	EA		0											
X1 00038	2990-297-6565	GASKET: GOVERNOR TO GOVERNOR DRIVE SOUSING (1) (89923) 14721	EA		0											
X1 00039		GASKET: HAND HOLE COVER TO CRANKCASE (11) (89923) 18196	EA		0											
X1 00040		GASKET: HEAT EXCHANGER (2) (89923) 14030	EA		0											
X1 00041		GASKET: HEAT EXCHANGER INLET AND OUTLET FLANGE (2) (89923) 14031	EA		0											

(1) SMR CODE INDEX NO.	(2) FEDERAL STOCK NUMBER	(3) DESCRIPTION  REFERENCE NO. & MFR CODE      USABLE ON CODE	(4) UNIT OF ISSUE	(5) UNIT OF MEAS	(6) QTY INC IN UNIT	(7) 30 DAY DS MAINT ALLOWANCE			(8) 30-DAY GS MAINT ALLOWANCE			(9) 1-YR ALW PER 100 EQUIP CNTGCY	(10) DEPOT MAINT ALW PER 100 EQUIP	(11) ILLUSTRATION		
						(a)	(b)	(c)	(a)	(b)	(c)			(a)	(b)	
						1-20	21-50	51-100	1-20	21-50	51-100			FIGURE NO.	ITEM NO/	
X1 00042		GASKET: HEAT EXCHANGER LOWER TANK TO PIPE(1) (89923) 14599	EA		0											
X1 00043		GASKET: IDLER GEAR BASE PLATE TO REAR END PLATE (1) (89923) 13694	EA		0											
X1 00044		GASKET: INJECTION LEVER SPRING PLUG (6) (89923) 17749	EA		0											
X1 00045	2910-606-4636	GASKET: INJECTOR BODY (6) (89923) 18693	EA		0											
X1 00046	2910-580-8425	GASKET: INJECTOR BRACKET TO CYLINDER HEAD (89923) 17754	EA		6	SEE GRP 0301										
X1 00047	2815-599-3606	GASKET .LUBE OIL PUMP ELBOW (1) (89923) 114195	EA		0											
X1 00048	2815-861-7517	GASKET: LUBE OIL PUMP HOUSING TO DRAIN HOUSING (1) (89923) 12445	EA		0											
X20 00049	2805-510-4234	GASKET: MANIFOLD TO CRANKCASE (89923) 10551	EA		2	SEE GRP 0108										
X20 00050	2930-096-6031	GASKET: MANIFOLD TO CRANKCASE (89923) 10936	EA		6	SEE GRP 0503										
x1 00051	2815-968-0274	GASKET: OIL COOLER COVER TO DISTRIBUTOR (1) (89923) 1)343	EA		0											
X1 00052		GASKET: OIL COOLER TO COVER (1) (89923) 41398	EA		0											
X1 00053		GASKET: OIL COOLER TO FRONT COVER (1) (8993) 11147	EA		0											
X20 00054	5330-141-1588	GASKET OIL FILTER (89923) 10839	EA		1	SEE GRP 0106										
X20 00055	5330-111-1588	GASKET OIL PAN DRAIN PLUG (89923) 10839	EA		1	SEE GRP 0106										

(1) SMR CODE INDEX NO.	(2) FEDERAL STOCK NUMBER	(3) DESCRIPTION  REFERENCE NO. & MER CODE      USABLE ON CODE	(4) UNIT OF ISSUE	(5) UNIT OF MEAS	(6) QTY INC IN UNIT	(7) 30 DAY DS MAINT ALLOWANCE			(8) 30-DAY GS MAINT ALLOWANCE			(9) 1-YR ALW PER 100 EQUIP CNTGCY	(10) DEPOT MAINT ALW PER 100 EQUIP	(11) ILLUSTRATION		
						(a)	(b)	(c)	(a)	(b)	(c)			(a)	(b)	
						1-20	21-50	51-100	1-20	21-50	51-100			FIGURE NO.	ITEM NO/	
X1 00056	2815-616-9724	GASKET: OIL PUMP (89923) 18062	EA		2	SEE GRP 0106										
X1 00057	2815-580-2463	GASKET: OIL PUMP STRAINER INTAKE HOUSING (89923) 19132	EA		1	SEE GRP 0106										
X1 00058	5330-599-7598	GASKET: OIL SEPARATOR (1) (89923) 16416	EA		0											
X1 00059	2815-298-0498	GASKET: OIL SEPARATOR TO FLYWHEEL HOUSING (89923) 11389	EA		2	SEE GRP 0103										
X1 00060	5330-171-6568	GASKET: OIL STRAINER ELBOW (1) (89923) 14392	EA		0											
X1 00061	2940-371-6742	GASKET: OIL STRAINER TO CRANKCASE (1) (89923) 1432	EA		0											
X1 00062	2815-968-0273	GASKET: OIL STRAINER TO FRONT COVER (1) (89923) 14233	EA		0											
X1 00063	2815-291-7761	GASKET: OIL SUMP STRAINER COVER (1) (89923) 12095	EA		0											
X1 00064	2940-599-3605	GASKET: OIL SUPPLY FLANGE (89923) 12180	EA		4	SEE GRP 0305										
X1 00065	2815-968-0278	GASKET: PRESSURE CAP (1) (89923) 16055	EA		0											
X1 00066	2815-986-0276	GASKET: PRESSURE CAP BASE (1) (89923) 14511	EA		0											
X1 00067		GASKET: RADIATOR FLANGE (2) (8923) 14053	EA		0											
X1 00068	2930-718-4562	GASKET: RADIATOR INLET AND OUTLET FLANGED (2) (89923) 20026	EA		0											
X1 00069	5330-630-1800	GASKET: REAR END PLATE TO CRANKCASE (89923) 14814	EA		1	SEE GRP 0101										
X1 00070		GASKET: SEA WATER LINE TO EXHAUST MANIFOLD (1) (89923) 14416	EA		0											

(1) SMR CODE INDEX NO.	(2) FEDERAL STOCK NUMBER	(3) DESCRIPTION  REFERENCE NO. & MER CODE      USABLE ON CODE	(4) UNIT OF ISSUE	(5) UNIT OF MEAS	(6) QTY INC IN UNIT	(7) 30 DAY DS MAINT ALLOWANCE			(8) 30-DAY GS MAINT ALLOWANCE			(9) 1-YR ALW PER 100 EQUIP CNTGCY	(10) DEPOT MAINT ALW PER 100 EQUIP	(11) ILLUSTRATION	
						(a)	(b)	(c)	(a)	(b)	(c)			(a)	(b)
						1-20	21-50	51-100	1-20	21-50	51-100			FIGURE NO.	ITEM NO/
X1 00071	2815-509-2128	GASKET SET: OIL PAN (89923) 14097	EA		1	SEE GRP 0106									
X20 00072	2940-654-3519	GASKET: STRAINER COVER (89923) 24906	EA		1	SEE GRP 0106									
X20 00073	2940-775-0138	GASKET: STRAINER HOUSING TO COVER (89923) 177o6	EA		1	SEE GRP 0106									
X20 00074	2940-580-5325	GASKET STRAINER HOUSING TO CRANKCASE (89923) 17708	EA		1	SEE GRP 0106									
X1 00075	6680-580-5324	GASKET: TACHOMETER TO FRONT COVER (89923) 19347	EA		1	SEE GRP 0109									
X1 00076		GASKET: THERMOSTAT FITTING IN TO TANK (1) (89923) 14510	EA		0										
X20 00077	2930-585-0533	GASKET: THERMOSTAT HOUSING (89923) 18907	EA		1	SEE GRP 0503									
X20 00078	2930-585-0534	GASKET: THERMOSTAT HOUSING (89923) 218o0	EA		1	SEE GRP 0503									
X1 00079		GASKET: THERMOSTAT HOUSING (1) (89923) 17688	EA		0										
X20 00080	5330-171-7747	GASKET THERMOSTAT VALVE (89923) 1762k	EA		1	SEE GRP 0503									
X20 00081	2815-580-5844	GASKET: VALVE CHAMBER COVER (89923) 19217	EA		6	SEE GRP 0105									
X20 00082	2815-171-7233	GASKET VALVE COVER (89923) 12319	EA		1	SEE GRP 0105									
X1 00083	2815-386-3540	GASKET SET, OVERHAUL (89923) 14888	EA		1	SEE GRP 0109									
X20 00084	5330-171-5371	PACKING: HAND HOLE COVER (89923) 24909	EA		1	SEE GRP 0106									

(1) SMR CODE INDEX NO.	(2) FEDERAL STOCK NUMBER	(3) DESCRIPTION  REFERENCE NO. & MER CODE      USABLE ON CODE	(4) UNIT OF ISSUE	(5) UNIT OF MEAS	(6) QTY INC IN UNIT	(7) 30 DAY DS MAINT ALLOWANCE			(8) 30-DAY GS MAINT ALLOWANCE			(9) 1-YR ALW PER 100 EQUIP CNTGCY	(10) DEPOT MAINT ALW PER 100 EQUIP	(11) ILLUSTRATION		
						(a)	(b)	(c)	(a)	(b)	(c)			(a)	(b)	
						1-20	21-50	51-100	1-20	21-50	51-100			FIGURE NO.	ITEM NO/	
X2O 00085	5330-580-1726	PACKING: HAND HOLE COVER (89923) 24907	EA		1	SEE GRP 0101										
X1 00086	5330-198-6163	PACKING, PREFORMED: CYLINDER HEAD TO CRANKCASE (12)	EA		0											
X2O 00087	5330-171-5371	PACKING, PREFORMED: HAND HOLE COVER (89923) 24909	EA		11	SEE GRP 0101										
X1 00088	4930-297-4956	PACKING, PREFORMED: INJECTION PUMP PUSH ROD (6) (89923) 13533	EA		0											
X2O 00089	5330-678-8995	PACKING, PREFORMED: OIL FILTER COVER (89923) 24907	EA		1	SEE GRP 0106										
X1 00090		SEAL, ADAPTER HOUSING TO INJECTION PUMP (1) (89923) 1919	EA		0											
X1 00091	2910-795-9577	SEAL, INJECTION PUMP DRIVE SHAFT (89923) 26827	EA		2	SEE GRP 0308										
X1 00092	2910-654-3518	SEAL, INJECTOR BODY (8993) 249	EA		6	SEE GRP 0301										
X1 00093		SEAL, OIL PRESSURE PIPE (2) (89923) .17783	EA		0											
X1 00094	5330-641-4112	SEAL, PLAIN, ENCASED: FRONT COVER CRANKSHAFT (89923) 16482	EA		1	SEE GRP 0102										
X1 00095	2815-803-5623	SEAL, PLAIN, ENCASED: REAR (89923) 19653	EA		1	SEE GRP 0102										
X1 00096	5330-242-8363	SEAL, PLAIN, ENCASED: TACHOMETER DRIVE SHAFT (89923) 11930	EA		1	SEE GRP 0109										
X2H 00097	2815-652-5120	SEAL SET CYLINDER SLEEVE SEAL (899231 41993	EA		6	SEE GRP 0101										
X1 00098		SEAL, THERMOSTAT HOUSING (1) (89923) 17477	EA		0											
X1 00099	5310-205-9982	WASHER FLAT: BLOWER (89923) 10779	EA		10	SEE GRP 0305										

(1) SMR CODE INDEX NO.	(2) FEDERAL STOCK NUMBER	(3) DESCRIPTION  REFERENCE NO. & MER CODE      USABLE ON CODE	(4) UNIT OF ISSUE	(5) UNIT OF MEAS	(6) QTY INC IN UNIT	(7) 30 DAY DS MAINT ALLOWANCE			(8) 30-DAY GS MAINT ALLOWANCE			(9) 1-YR ALW PER 100 EQUIP CNTGCY	(10) DEPOT MAINT ALW PER 100 EQUIP	(11) ILLUSTRATION	
						(a)	(b)	(c)	(a)	(b)	(c)			(a)	(b)
						1-20	21-50	51-100	1-20	21-50	51-100			FIGURE NO.	ITEM NO/
X1 00100	5310-205-9982	WASHER, FLAT: CAMSHAFT COVER (89923) 10779	EA		2	SEE GRP 0105									
X2O 00101	5330-291-4487	WASHER: COVER PLATE (89923) 12113	EA		5	SEE GRP 0101									
X1 0010	5330-209-8494	WASHER, NONMETALLIC: OIL SEPARATOR ELEMENT (1) (89923) 16417	EA		0										
X1 00103	5840-311-9024	WASHER, SEAL: OIL FILTER COVER (1) (89923) 18559	EA		0										
00104	5310-655-9371	NUT, PLAIN HEXAGON: FRONT ENGINE SUPPORT (89923) 10262	EA		1									4	16
H 00105	5310-763-8920	NUT, PLAIN HEXAGON: FRONT ENGINE SUPPORT TO BASE (27315) 2045V007	EA		2									4	19
H 00106	5310-763-8921	NUT, PLAIN, HEXAGON REAR ENGINE SUPPORT (27315) 2045B008	EA		4									5	23
H 00107	5305-012-4378	SCREW: FRONT ENGINE SUPPORT (89923) 14456	EA		1									4	22
H 00108	5305-527-4193	SCREW: REAR SUPPORT TO ENGINE	EA		8									5	25
X2H 00109	2815-310-8297	SUPPORT, ENGINE MOUNT: FRONT (89923) 13787	EA		1									4	18
X2H 00110		SUPPORT, ENGINE MOUNT: REAR (27315) 16P881	EA		2									5	26
H 00111	5310-010-3323	WASHER, LOCK: FRONT ENGINE SUPPORT (89923) 10735	EA		1									1	17
H 00112	5310-010-3325	WASHER, LOCK: FRONT ENGINE SUPPORT (27315) 3615V013	EA		2									4	20
H 00113	5310-010-3326	WASHER, LOCK: REAR ENGINE SUPPORT (27315) 3715015	EA		4									5	21
H 00114	5310-012-0384	WASHER, LOCK: REAR ENGINE SUPPORT (27315) 3615V011	EA		8									5	24

(1) SMR CODE INDEX NO.	(2) FEDERAL STOCK NUMBER	(3) DESCRIPTION  REFERENCE NO. & MER CODE      USABLE ON CODE	(4) UNIT OF ISSUE	(5) UNIT OF MEAS	(6) QTY INC IN UNIT	(7) 30 DAY DS MAINT ALLOWANCE			(8) 30-DAY GS MAINT ALLOWANCE			(9) 1-YR ALW PER 100 EQUIP CNTGCV	(10) DEPOT MAINT ALW PER 100 EQUIP	(11) ILLUSTRATION		
						(a)	(b)	(c)	(a)	(b)	(c)			(a)	(b)	
						1-20	21-50	51-100	1-20	21-50	51-100			FIGURE NO.	ITEM NO/	
00115		0101 - CRANKCASE, BLOCK, CYLINDER HEAD														
O 00116	5306225-8503	BOLT MACHINE: COVER PLATE (89923) 11255A	EA		5									1	27	
X2O 00117	2815-310-8300	COVER ACCESS PORT (89923) 41116	EA		5									1	28	
X2O 00118		COVER ASSEMBLY, HAND HOLE (89923) 19459	EA		11											
X2O 00119		ARM ANCHOR (89923) 18720	EA		11									1	18	
X2O 00120	2815-786-5225	COVER, PLATE, ACCESS (89923) 19387	EA		11									1	20	
X2O 00121	5330-678-8995	PACKING, PREFORMED: HAND HOLE COVER (89923) 24907 (COMPONENT or GASKET KIT, STOCK No. 2815-757-7614, SEE GROUP 0100)	EA		11									1	21	
O 00122	5315-968-0164	PIN, COTTER: ANCHOR (89923) 10306	EA		11									1	17	
O 00123	5305-042-6977	SCREW, CAP, HEXAGON HEAD: HAND HOLE COVER (89923) 1958	EA		11									1	23	
O 00124	5310-582-5977	WASHER, LOCK: HAND HOLE COVER (89923) 10726	EA		11									1	22	
X2H 00125		CRANKCASE ASSEMBLY (89923) 244741	EA		1											
00126	4730-266-0538	ADAPTER, STRAIGHT, PIPE TO TUBE (79470) 48xx6	EA		1											
X2H 00127	2815-354-9133	BEARING: CAMSHAFT (89923) 10449	EA		7											SEE GRP 0105
O 00121	4730-186-3028	BLUSHING: ENGINE WATER DRAIN (899231) 16391	EA		1											SEE GRP 0503



(1) SMR CODE INDEX NO.	(2) FEDERAL STOCK NUMBER	(3) DESCRIPTION  REFERENCE NO. & MER CODE      USABLE ON CODE	(4) UNIT OF ISSUE	(5) UNIT OF MEAS	(6) QTY INC IN UNIT	(7) 30 DAY DS MAINT ALLOWANCE			(8) 30-DAY GS MAINT ALLOWANCE			(9) 1-YR ALW PER 100 EQUIP CNTGCY	(10) DEPOT MAINT ALW PER 100 EQUIP	(11) ILLUSTRATION	
						(a)	(b)	(c)	(a)	(b)	(c)			(a)	(b)
						1-20	21-50	51-100	1-20	21-50	51-100			FIGURE NO.	ITEM NO/
X20 00129	4820-174-0339	COCK: ENGINE WATER DRAIN (79470) 230	EA		1	SEE GRP 0503									
X2H 00130		CRANKCASE SUBASSEMBLY (89923) 24475	EA		1										
X2H 00131		CAP, MAIN BEARING (89923) 11246	EA		7									1	14
X2H 00132		CRANKCASE (89923) 24476	EA		1									1	1
00133	5340-569-4815	INSERT: SCREW, THREAD (89923) 30393	EA		52									1	33
H 00134	5310-220-6683	NUT, PLAIN, HEXAGON: MAIN BEARING (89923) 31158	EA		14									1	15
X1 00135		PLUG, CORE: CRANKCASE (89923) 25179	EA		2										
H 00136	5307-371-6731	STUD, PLAIN: BEARING CAP (89923) 13149	EA		14									1	13
X2H 00137		DOWEL: CAN POCKET COVER (89923) 19207	EA		2										
H 00138	4730-277-5543	ELBOW, PIPE (89923) 13012		EA		1									
H 00139	4730-640-5823	ELBOW, PIPE TO TUBE (89923) 11220	EA		2										
0 00140	4730-196-5058	NIPPLE: ENGINE WATER DRAIN (89923) 12067	EA		1	SEE GRP 0503									
H 00141	5315-741-9705	PIN: CAMSHAFT (89923) 19647	EA		7	SEE GRP 0105									
H 00142	5315-786-6358	PIN, STRAIGHT, HEADLESS: FRONT COVER AND FLYWHEEL HOUSING, DOWEL (89923) 10595	EA		4									1	12
H 00143	5315-044-3767	PIN STRAIGHT, HEADLESS: OIL PUMP DOWEL (89923) 10268	EA		2	SEE GRP 0108									

(1) SMR CODE INDEX NO.	(2) FEDERAL STOCK NUMBER	(3) DESCRIPTION  REFERENCE NO. & MER CODE      USABLE ON CODE	(4) UNIT OF ISSUE	(5) UNIT OF MEAS	(6) QTY INC IN UNIT	(7) 30 DAY DS MAINT ALLOWANCE			(8) 30-DAY GS MAINT ALLOWANCE			(9) 1-YR ALW PER 100 EQUIP CNTGCY	(10) DEPOT MAINT ALW PER 100 EQUIP	(11) ILLUSTRATION	
						(a)	(b)	(c)	(a)	(b)	(c)			(a)	(b)
						1-20	21-50	51-100	1-20	21-50	51-100			FIGURE NO.	ITEM NO/
X2H 00144		PLUG, TAPER (89923) 10136	EA		6									1	16
X2H 00145		STUD: CYLINDER HEAD (89923) 13193	EA		24									1	13
H 00146	5307-274-4765	STUD: EXHAUST MANIFOLD (89923) 11264	EA		2									1	4
H 00147	5307-378-9736	STUD: EXHAUST MAN I FOLD (89923) 11281	EA		1									1	2
H 00148	5307-260-8850	STUD, PLAIN: CRANKCASE TO FRONT COVER OIL FLANGE (89923) 10657	EA		2									1	10
H 00149	5307-367-6712	STUD, PLAIN: CRANKCASE TO REAR HOUSING (89923) 14195	EA		1									1	31
H 00150	5307-814-7916	STUD, PLAIN: FRONT COVER TO CRANKCASE (89923) 18513	EA		1									1	11
H 00151	5307-274-1460	STUD, PLAIN: INJECTOR (89923) 12191	EA		12									1	32
0 00152	4730-249-2032	TEE PIPE: ENGINE WATER DRAIN (89923) 18694	EA		1	SEE GRP 0503									
X2H 00153		FLANGE, PIPE: BLIND, COVER PLATE (89923) 15187	EA		1									4	12
X1 00154	2815-046-8179	GASKET: FRONT COVER OIL (89923) 14393 (COMPONENT OF GASKET SET, STOCK NO. 2815-757-7614, SEC GROUP 0100)	EA		1									4	11
X1 001551	5330-630-1800	GASKET: REAR END PLATE TO CRANKCASE (89923) 14814 (COMPONENT OF GASKET SET, STOCK NO. 2815-757-7614, SEE GROUP 0100) (CAN BE MANUFACTURED FROM PAPER, STOCK No. 5330-23J-586)	EA		1									5	12
X2H 00156		GUARD SPLASH: IDLER GEAR BEARING (69923) 19541	EA		1	SEE GRP 0105									

(1) SMR CODE INDEX NO.	(2) FEDERAL STOCK NUMBER	(3) DESCRIPTION  REFERENCE NO. & MER CODE      USABLE ON CODE	(4) UNIT OF ISSUE	(5) UNIT OF MEAS	(6) QTY INC IN UNIT	(7) 30 DAY DS MAINT ALLOWANCE			(8) 30-DAY GS MAINT ALLOWANCE			(9) 1-YR ALW PER 100 EQUIP CNTGCV	(10) DEPOT MAINT ALW PER 100 EQUIP	(11) ILLUSTRATION	
						(a)	(b)	(c)	(a)	(b)	(c)			(a)	(b)
						1-20	21-50	51-100	1-20	21-50	51-100			FIGURE NO.	ITEM NO/
X2H 00157	2815-652-5123	HEAD AND LINER ASSEMBLY, CYLINDER (89923) 24450	EA		6										
H 00158	5306-715-7726	BOLT, MACHINE: CYLINDER HEAD AND ROCKER SUPPORT (89923) 19735	EA		12									2	25
X2H 00159	2815-630-1802	CAP VALVE SPRING (89923) 17756	EA		6	SEE GRP 0105									
X2H 00160	2815-374-8221	FERRULE, WATER OUTLET (89923) 11272	EA		12									2	4
X2H 00161	2815-064-7889	LINER ASSEMBLY, CYLINDER SLEEVE (89923) 24915	EA		6										
X1 00162	2815-064-7890	JACKET, CYLINDER (89923) 18346	EA		6									2	20
X1 00163		JACKET, CYLINDER (89923) 24796	EA		6									2	19
X1 00164		LINER (89923) 24795	EA		6									2	18
X2H 00165	2815-585-5640	PACKING: LINER AND JACKET (89923) 18294	EA		18									2	17
X2H 00166		LINER ASSEMBLY: SUBASSEMBLY, CYLINDER (89923) 24449	EA		6										
X2H 00167	2815-798-3530	CYLINDER HEAD (89923) 24447	EA		6										
X2H 00168	2815-779-5980	GUIDE, VALVE (89923) 18904	EA		6	SEE GRP 0105									
X1 00169		HEAD CYLINDER (89923) 24419	EA		6									2	5
X2H 00170		NUT, VALVE GUIDE (89923) 19807	EA		6	SEE GRP 0105									

(1) SMR CODE INDEX NO.	(2) FEDERAL STOCK NUMBER	(3) DESCRIPTION  REFERENCE NO. & MER. CODE      USABLE ON CODE	(4) UNIT OF ISSUE	(5) UNIT OF MEAS	(6) QTY INC IN UNIT	(7) 30 DAY DS MAINT ALLOWANCE			(8) 30-DAY GS MAINT ALLOWANCE			(9) 1-YR ALW PER 100 EQUIP CNTG CY	(10) DEPOT MAINT ALW PER 100 EQUIP	(11) ILLUSTRATION		
						(a)	(b)	(c)	(a)	(b)	(c)			(a)	(b)	
						1-20	21-50	51-100	1-20	21-50	51-100			FIGURE NO.	ITEM NO/	
X2H 00171	2815-580-2448	PACKING: VALVES (89923) 10588	EA		6	SEE GRP	0105									
H 00172	4730-288-8555	PLUG PIPE: CYLINDER (899235 14025	EA		18									2		26
H 00173	4730-968-4737	PLUG PIPE: CYLINDER (89923) 12069	EA		12									2		27
X2H 00174	2815-630-3616	SEAT: VALVE (89923) 19000	EA		6	SEE GRP	015									
X2H 00175	2815-646-9739	VALVE, CYLINDER (89923) 23815	EA		6	SEE GRP	0105									
H 00176	5310-580-2778	WASHER: VALVE GUIDE TO CYLINDER HEAD (89923) 18906	EA		6	SEE GRP	0105									
X2H 00177	2815-652-9928	LOCK, VALVE SPRING RETAINER (89923) 18902	EA		12	SEE GRP	0105									
H 00178	5310-220-6682	NUT, PLAIN, HEXAGON: CYLINDER HEAD ND LINER (89923) 11237	EA		24									2		7
X2H 00179	2815-585-5640	PACKING: HEAD AND LINER (89923) 18294	EA		12									2		17
X1 00180	5330-263-5090	PACKING, PREFORMED: CYLINDER HEAD TO CRANKCASE EA (89923) 11273		12									2	3		
X2H 00181	2815-630-3614	SEAT, VALVE SPRING (89923) 18284	EA		6	SEE GRP	015									
X2H 00182	2815-630-1765	SHIM: VALVES (AS REQUIRED) (89923) 17053	EA		0	SEE GRP	015									
X2H 00183	2815-597-8727	SPRING: INNER EXHAUST VALVE (89923) 18429	EA		6	SEE GRP	015									
X21 00184	2815-597-8295	SPRING: OUTER EXHAUST VALVE (89923) 12850	EA		6	SEE GRP	015									
H 00185	5310-595-5228	WASHER: CYLINDER HEAD AND LINER (89923) 11238	EA		24									2		6

(1) SMR CODE INDEX NO.	(2) FEDERAL STOCK NUMBER	(3) DESCRIPTION	(4) UNIT OF ISSUE	(5) UNIT OF MEAS	(6) QTY INC IN UNIT	(7) 30 DAY DS MAINT			(8) 30-DAY GS MAINT			(9) 1-YR ALW PER 100 EQUIP	(10) DEPOT MAINT ALW PER 100 EQUIP	(11) ILLUSTRATION				
						ALLOWANCE			ALLOWANCE					(a)	(b)	(c)	(a)	(b)
						(a)	(b)	(c)	(a)	(b)	(c)							
		REFERENCE NO. & MFR. CODE	USABLE ON CODE			1-20	21-50	51-100	1-20	21-50	51-100	CNTGCY	EQUIP	FIGURE NO.	ITEM NO/			
X2H 00186		NUT: INJECTOR ADJUSTING, FRONT COVER (89923) 10430		EA	3									4	14			
X20 00187	5330-171-5371	PACKING, PREFORMED, HAND HOLE COVER (89923) 24909 (COMPONENT or GASKET SET, STOCK No. 2815-757-7614, SEE GROUP 0100)		EA	11									1	19			
H 00188	5315-014-1220	PIN, STRAIGHT, HEADLESS: END PLATE TO IDLER BASE (89923) 11940		EA	2									5	15			
X2H 00189		PLATE, COVER: REAR: END (88923) 19439		EA	1									5	16			
H 00190	5305-269-2803	SCREW, CAP HEXAGON HEAD: FRONT COVER (88923) 10594		EA	9									4	9			
H 00191	5305-269-2810	SCREW, CAP HEXAGON HEAD: FRONT COVER (89923) 11077		EA	1									4	10			
H 00192	5305-655-6360	SCREW, CAP HEXAGON HEAD, FRONT COVER (89923) 11112		EA	10									4	24			
X2H 00193		SCREW: REAR END PLATE (89923) 11198		EA	12									5	18			
X2F 00194	2815-652-5120	SEAL SET, LINER ENGINE (89923) 41993 (COMPONENT or GASKET SET, STOCK No. 2815-757-7614, SEE Group 0100)		EA	6													
X1 00195	5330-196-5336	PACKING, PREFORMED: LOWER WATER INLET		EA	6									2	22			
x1 00196	2815-298-8768	PACKING, PREFORMED: UPPER WATER INLET		EA	6									2	21			
X1 00197	5330-599-1783	WASHER, NONMETALLIC		EA	6									2	16			
H 00198	5307-682-5649	STUD, PLAIN: FRONT COVER (89923) 19210		EA	3									4	15			

(1) SMR CODE INDEX NO.	(2) FEDERAL STOCK NUMBER	(3) DESCRIPTION  REFERENCE NO. & MFR. CODE      USABLE ON CODE		(4) UNIT OF ISSUE	(5) UNIT OF MEAS	(6) QTY INC IN UNIT	(7) 30 DAY DS MAINT ALLOWANCE			(8) 30-DAY GS MAINT ALLOWANCE			(9) 1-YR ALW PER 100 EQUIP CNTGCY	(10) DEPOT MAINT ALW PER 100 EQUIP	(11) ILLUSTRATION	
							(a)	(b)	(c)	(a)	(b)	(c)			(a)	(b)
							1-20	21-50	51-100	1-20	21-50	51-100			FIGURE NO.	ITEM NO/
X2H 00199		WASHER: COVER, PLATE (89923) 10726		EA		5									1	22
H 00200	5310-582-5977	WASHER FLAT: FRONT COVER (89923) 10726		EA		21									4	7
H 00201	5310-261-3740	WASHER, LOCKS FRONT COVER (899923) 10940		EA		23									4	8
H 00202	5310-011-4606	WASHER, LOCK: REAR END PLATE (89923) 11514		EA		12									5	17
X20 00203	5330-291-4487	WASHER, NONMETALLIC (89923) 12113 (COMPONENT or GASKET SET, STOCK No. 2815-757-7614, SEE GROUP 0100)		EA		5									1	29
00204		0102 - CRANKSHAFT														
X2 00205	2815-627-2343	BEARING, HALF SLEEVE: MAIN, LOWER, CRANKSHAFT (8993) 19288		EA		7									3	16
X2H 00206	2815-627-2341	BEARING, HALF SLEEVES MAIN UPPER, CRANKSHAFT (89923) 19577		EA		7									3	9
F 00207	5306-345-8200	BOLT, MACHINE: PULLEY TO CRANKSHAFT (89923) 15252		EA		1									3	13
X2F 00208		COVER ASSEMBLY, CRANKCASE (89923) 19564		EA		1										
X2F 00209		COVER, FRONT (89923) 21350		EA		1									4	6
00210	5340-569-4815	INSERT, SCREW THREAD (73957) 37524-12		EA		6										
F 00211	5315-664-3166	PIN, STRAIGHT HEADLESS: CRANKCASE COVER (89923) 13942		EA		1									4	13
F 00212	4730-187-4200	PLUG: CRANKCASE COVER (89923) 10599		EA		1									4	5

(1) SMR CODE INDEX NO.	(2) FEDERAL STOCK NUMBER	(3) DESCRIPTION  REFERENCE NO. & MFR. CODE      USABLE ON CODE	(4) UNIT OF ISSUE	(5) UNIT OF MEAS	(6) QTY INC IN UNIT	(7) 30 DAY DS MAINT ALLOWANCE			(8) 30-DAY GS MAINT ALLOWANCE			(9) 1-YR ALW PER 100 EQUIP CNTGCY	(10) DEPOT MAINT ALW PER 100 EQUIP	(11) ILLUSTRATION	
						(a)	(b)	(c)	(a)	(b)	(c)			(a)	(b)
						1-20	21-50	51-100	1-20	21-50	51-100			FIGURE NO.	ITEM NO/
X1 00213	5330-641-4112	SEAL, PLAIN, ENCASED: FRONT COVER CRANKSHAFT (89923) 16482 (COMPONENT or GASKET SET, STOCK NO. 2815-757-7614, SEE GROUP 0100)	EA		1									4	23
X2H 00214		CRANKSHAFT ASSEMBLY (89923) 19910	EA		1										
X2D 00215	2815-507-6577	CRANKSHAFT (89923) 11836	EA		1									3	8
H 00216	5315-598-8233	PIN, GROOVED HEADLESS: CRANKSHAFT (89923) 11438	EA		1									3	7
H 00217	5315-786-5220	PIN, STRAIGHT, HEADLESS: CRANKSHAFT (89923) 19510	EA		2									3	19
H 00218	5340-281-6530	RING, RETAINING: CRANKSHAFT (89923) 11440	EA		1									3	5
X2F 00219		DAMPER ASSEMBLY: SHIMMY (89923) 22554	EA		1										
X1 00220		DAMPER (89923) 22363	EA		1									4	3
X1 00221		HUB, DAMPER (89923) 22366	EA		1									4	2
X1 00222		PIN: DAMPER (89923) 22378	EA		2									4	27
X1 00223		RING, COMPRESSION: DAMPER (89923) 22367	EA		1									4	1
X1 00224		SCREW: DAMPER (89923) 22368	EA		6									4	25
X1 00225		WASHER DAMPER (89923) 22377	EA		6									4	26
X1 00226	2815-090-8499	GASKET: FRONT COVER TO CRANKCASE (89923) 13920 (COMPONENT OF GASKET SET, STOCK No. 2815-757-7614, SEE GROUP 0100) (CAN BE MANUFACTURED FROM PAPER, STOCK No. 5330-233-5846)	EA		1									4	4

(1) SMR CODE INDEX NO.	(2) FEDERAL STOCK NUMBER	(3) DESCRIPTION  REFERENCE NO. & MFR. CODE      USABLE ON CODE	(4) UNIT OF ISSUE	(5) UNIT OF MEAS	(6) QTY INC IN UNIT	(7) 30 DAY DS MAINT ALLOWANCE			(8) 30-DAY GS MAINT ALLOWANCE			(9) 1-YR ALW PER 100 EQUIP CNTGCTY	(10) DEPOT MAINT ALW PER 100 EQUIP	(11) ILLUSTRATION	
						(a)	(b)	(c)	(a)	(b)	(c)			(a)	(b)
						1-20	21-50	51-100	1-20	21-50	51-100			FIGURE NO.	ITEM NO/
X1 00227	2815-803-5623	SEAL, PLAIN ENCASED: REAR (89923) 19653 EA I (COMPONENT OF GASKET SET, STOCK No. 2815-757-7614, SEE GROUP 0100)	EA		1									5	19
F 00228	5315-616-5506	KEY: PULLEY TO CRANKSHAFT (89923) 15312	EA		1									3	10
X2F 00229	2815-974-9422	PULLEY: GROOVE: CRANKSHAFT (89923) 14832	EA		1									3	11
X2F 00230	2815-345-8201	RETAINER: CRANKSHAFT (89923) 15253	EA		1									3	12
F 00231	5305-638-1834	SETSCREW: PULLEY TO CRANKSHAFT (89923) 15323	EA		1									3	15
X2H 00232	2815-575-5916	WASHER, HALF THRUST: CRANKSHAFT PULLEY (89923) 10897	EA		2									3	17
M F 00233	9505-189-9105	WIRE: CRANKSHAFT (89923) 10629 MANUFACTURE FROM:	EA		2									3	14
P F 00235	9505-189-9105	WIRE, STEEL (As REQUIRED FOR EACH WIRE)  0103 - FLYWHEEL ASSEMBLY	FT					SEE GRP 9501							
H 00236	536-050-0348	BOLT: LIFTING EYE FOR FLYWHEEL HOUSING (89923) 14291	EA		1									5	8
X2H 00237	2910-787-6420	COVER INJECTION PUMP DRIVE (89923) 1970L	EA		1									5	28
X2H 00238	2815-786-6369	COVER, PLATE ACCESS: BLOWER DRIVE (89923) 17745	EA		1									5	6
X2H 00239	2815-786-7978	ELEMENT, OIL SEPARATOR: FLYWHEEL HOUSING (89923) 19474	EA		1										



(1) SMR CODE INDEX NO.	(2) FEDERAL STOCK NUMBER	(3) DESCRIPTION  REFERENCE NO. & MFR. CODE      USABLE ON CODE		(4) UNIT OF ISSUE	(5) UNIT OF MEAS	(6) QTY INC IN UNIT	(7) 30 DAY DS MAINT ALLOWANCE			(8) 30-DAY GS MAINT ALLOWANCE			(9) 1-YR ALW PER 100 EQUIP CNTGCV	(10) DEPOT MAINT ALW PER 100 EQUIP	(11) ILLUSTRATION	
							(a)	(b)	(c)	(a)	(b)	(c)			(a)	(b)
							1-20	21-50	51-100	1-20	21-50	51-100			FIGURE NO.	ITEM NO/
X2H 00240		FLYWHEEL ASSEMBLY, CRANKSHAFT (89923) 19692	EA		1										3	3
X1 00241		FLYWHEEL (89923) 19655	EA		1											
X2H 00242	2815-262-6936	GEAR, SPUR: FLYWHEEL (89923) 10014	EA		1											
X2H 00243		SPACER, FLYWHEEL SHAFT BEARING (89923) 19672	EA		1										3	4
X1 00244	2815-718-4539	GASKET: FLYWHEEL HOUSING (89923) 19436 (COMPONENT OF GASKET SET, STOCK No. 2815-757-7614, SEE GROUP 0100)	EA		1										5	11
X1 00245	5330-363-2029	GASKET: FLYWHEEL HOUSING (89923) 11658 (COMPONENT OF GASKET SET, STOCK No. 2815-757-7614, SEE GROUP 0100)	EA		1										5	33
X1 00246	2815-298-0498	GASKET: OIL SEPARATOR TO FLYWHEEL HOUSING (89923) 11389 (COMPONENT OF GASKET SET, STOCK No. 2815-757-7614, SEE GROUP 0100) (CAN BE MANUFACTURED FROM PAPER, STOCK No. 5330-233-5846)	EA		2										5	7
X2H 00247		HOUSING, FLYWHEEL (89923) 19977	EA		1										5	9
X2H 00248	2815-371-6733	LOCK PLATE: FLYWHEEL MTG. BOLT (8923) 13274	EA		3										3	2
X2H 00249	2910-718-4201	NUT, INJECTOR, ADJUSTING: HOUSING TO CRANKCASE (89923) 16430	EA		10										5	14
H 00250	5310-584-5007	NUT, PLAIN HEXAGON: ADJUSTING SCREW LOCKNUT (899235) 14423	EA		1										5	5
H 00251	4730-722-6162	PLUG, MACHINE THREADED: BLOWER DRIVE (89923) 17746	EA		1										5	10
X2H 00252		POINTER, FLYWHEEL TIMING (89923) 12121	EA		1										5	27

(1) SMR CODE INDEX NO.	(2) FEDERAL STOCK NUMBER	(3) DESCRIPTION  REFERENCE NO. & MFR. CODE      USABLE ON CODE	(4) UNIT OF ISSUE	(5) UNIT OF MEAS	(6) QTY INC IN UNIT	(7) 30 DAY DS MAINT ALLOWANCE			(8) 30-DAY GS MAINT ALLOWANCE			(9) 1-YR ALW PER 100 EQUIP CNTGCV	(10) DEPOT MAINT ALW PER 100 EQUIP	(11) ILLUSTRATION	
						(a)	(b)	(c)	(a)	(b)	(c)			(a)	(b)
						1-20	21-50	51-100	1-20	21-50	51-100			FIGURE NO.	ITEM NO/
H 00253	5305-753-7076	SCREW, CAP, HEXAGON HEAD: COVER TO HOUSING AND BLOWER DRIVE (89923) 10692	EA		8									5	1
H 00254	5305-018-1436	SCREW, CAP HEXAGON HEAD: FLYWHEEL TO CRANKSHAFT (89923) 10278	EA		6									3	1
H 00255	5305-269-2817	SCREW, CAP HEXAGON HEAD: HOUSING THROUGH END PLATE (89923) 11070	EA		10									5	30
H 00256	5305-022-7864	SCREW, CAP HEXAGON HEAD: HOUSING TO CRANKCASE (899235) 1157	EA		2									5	29
H 00257	5305-269-2818	SCREW, CAP HEXAGON HEAD: HOUSING TO CRANKCASE (89923) 15513	EA		10									5	31
H 00258	5305-712-1334	SETSCREW: BLOWER DRIVE (89923) 17747	EA		1									5	4
H 00259	5307-968-1302	STUD: OIL PAN (89923) 12843	EA		2									5	20
H 00260	5310-809-4058	WASHER, FLAT: COVER TO HOUSING (89923) 10883	EA		8									5	3
H 00261	5310-010-6264	WASHER, FLAT: HOUSING TO CRANK	EA		10									5	13
H 00262	5310-261-7340	WASHER, LOCK: HOUSING TO CRANK (89923) 109940	EA		10									5	32
H 00263	5310-5&2-5977	WASHER, FLAT: HOUSING TO CRANKCASE (89923) 10726	EA		12									5	13
H 00264	5310-968-0180	WASHER, LOCK: COVER TO HOUSING (89923) 11377	EA		8									5	2
00265		0104- PISTONS, CONNECTING RODS													
X2H 00266	2815-818-9633	PISTON AND ROD ASSEMBLY, DIESEL ENGINE (89923) 24940	EA		6										

(1) SMR CODE INDEX NO.	(2) FEDERAL STOCK NUMBER	(3) DESCRIPTION  REFERENCE NO. & MFR. CODE      USABLE ON CODE		(4) UNIT OF ISSUE	(5) UNIT OF MEAS	(6) QTY INC IN UNIT	(7) 30 DAY DS MAINT ALLOWANCE			(8) 30-DAY GS MAINT ALLOWANCE			(9) 1-YR ALW PER 100 EQUIP CNTGCTY	(10) DEPOT MAINT ALW PER 100 EQUIP	(11) ILLUSTRATION	
							(a)	(b)	(c)	(a)	(b)	(c)			(a)	(b)
							1-20	21-50	51-100	1-20	21-50	51-100			FIGURE NO.	ITEM NO/
X2H 00267	2851-627-2340	BEARING, HALF, SLEEVE: LOWER (89923) 19576		EA		6									6	3
X2H 00268	2815-627-2333	BEARING, HALF, SLEEVE: UPPER (89923) 19287		EA		6									6	4
X2H 00269	2815-371-6766	PIN, PISTON (89923) 1697		EA		6									6	10
X2H 00270	2815-646-9725	PISTON ASSEMBLY, INTERNAL: ENGINE (89923) 41970 (INCLUDES PIN, STOCK No. 2815-371-6766 AND 2 EACH RING, STOCK No. 5340-338-4746, AND 2 EACH PLUG, STOCK No. 2815-659-4113)		EA		6										
X1 00271	2815-200-0068	PISTON INTERNAL COMBUSTION (89923) 17533		EA		6									6	8
X2H 00272	2815-659-4113	PLUG, PISTON PIN RETAINING (89923) 19417		EA		12									6	12
X2H 00273	5340-338-4740	RING, RETAINING (89923) 11142		EA		12									6	11
X2H 00274	2815-627-2329	ROD ASSEMBLY, CONNECTION (89923) 19128		EA		6										
X2H 00275	2815-293-5835	BEARING, SLEEVE: ROD ASSEMBLY (89923) 12872		EA		12									6	13
	5306-374-8238	BOLT, MACHINE: ROD ASSEMBLY  (89923) 13277		EA		12									6	5
00276																
X1 00277	2815-019-8151	NUT, CONNECTING ROD (89923) 19991		EA		12									6	1
X1 00278		ROD, CONNECTION (8922) 19127		EA		6									6	2
X2H 00279	2815-585-5175	RING SET, PISTON (89923) 41969		EA		6										
X1 00280		RING, PISTON: LOWER COMPRESSION (77220) 32099		EA		24									6	6

(1) SMR CODE INDEX NO.	(2) FEDERAL STOCK NUMBER	(3) DESCRIPTION  REFERENCE NO. & MFR. CODE      USABLE ON CODE		(4) UNIT OF ISSUE	(5) UNIT OF MEAS	(6) QTY INC IN UNIT	(7) 30 DAY DS MAINT ALLOWANCE			(8) 30-DAY GS MAINT ALLOWANCE			(9) 1-YR ALW PER 100 EQUIP CNTGCY	(10) DEPOT MAINT ALW PER 100 EQUIP	(11) ILLUSTRATION	
							(a)	(b)	(c)	(a)	(b)	(c)			(a)	(b)
							1-20	21-50	51-100	1-20	21-50	51-100			FIGURE NO.	ITEM NO/
X1 00281	2815-785-1898	RING, PISTON: SCRAPER (89923) 19772		EA		6									6	7
X1 00282		RING, PISTON: UPPER COMPRESSION (77220) 20680		EA		6									6	9
00283		0105 - VALVES, CAMSHAFT AND TIMING SYSTEM														
X2H 00284	2815-354-9133	BEARING, SLEEVE: CAMSHAFT (89923) 10449		EA		7									7	6
F 00285	5306-207-2424	BOLT, MACHINE: CAMSHAFT COVER (89923) 11255		EA		14									8	30
F 00286	5306-225-9081	BOLT, MACHINE: CAMSHAFT COVER (89923) 10&9		EA		10									8	22
H 00287	5306-715-9334	BOLT MACHINE: GEAR TO CRANKSHAFT (89923) 19519		EA		4									3	18
X2H 00288		CAMSHAFT ASSEMBLY : (89923) 19906		EA		1										
X2H 00289	2815-751-8859	CAMSHAFT ENGINE (89923) 19856		EA		1									7	5
X2H 00290	2815-718-4220	DOWEL: CAMSHAFT GEAR (89923) 10502		EA		1									7	3
H 00291	5310-012-8122	NUT, PLAIN, HEXAGON: CAMSHAFT -- (89923) 13224		EA		1									7	1
X2H 00292	2815-630-1802	CAP, VALVE SPRING (89923) 17756		EA		6									2	14
X2F 00293		COVER ASSEMBLY: ACCESS, VALVE CHAMBER : (89923) 18829		EA		1										
X2F 00294		COVER, VALVE CHAMBER (89923) 19974		EA		1										
				<b>21</b>												

(1) SMR CODE INDEX NO.	(2) FEDERAL STOCK NUMBER	(3) DESCRIPTION  REFERENCE NO. & MFR. CODE      USABLE ON CODE		(4) UNIT OF ISSUE	(5) UNIT OF MEAS	(6) QTY INC IN UNIT	(7) 30 DAY DS MAINT ALLOWANCE			(8) 30-DAY GS MAINT ALLOWANCE			(9) 1-YR ALW PER 100 EQUIP CNTG CY	(10) DEPOT MAINT ALW PER 100 EQUIP	(11) ILLUSTRATION	
							(a)	(b)	(c)	(a)	(b)	(c)			(a)	(b)
							1-20	21-50	51-100	1-20	21-50	51-100			FIGURE NO.	ITEM NO/
00295	4730-289-2830	BUSHING: VALVE COVER	EA		1											
X1 00296		COVER, VALVE (89923) 19970	EA		1									8	23	
00297	5340-727-5792	INSERT SCREW THREAD: VALVE COVER (89923) 19569	EA		2											
F 00298	5315-044-3767	PIN, STRAIGHT, HEADLESS VALVE COVER (89923) 10268	EA		6									8	24	
F 00299	4730-278-3441	PLUG: VALVE COVER (89923) 16872	EA		3											
F 00300	5307-682-5648	STUD, PLAIN: VALVE COVER (89923) 1934B	EA		24									8	25	
X2F 00301	2815-580-5844	GASKET: VALVE CHAMBER COVER  (89923) 19217 (COMPONENT or GASKET SET, STOCK No. 2815-757-7614, SEE GROUP 0100)	EA		6									8	26	
X2F 00302	2815-710-1851	LEVER ASSEMBLY, CAM (89923) 19925	EA		6											
X1 00303	2815-885-3132	LEVER, CAM (89923) 19913	EA		6									8	15	
X2F 00304	2815-374-8232	SOCKET PUSH ROD - (899235 1227T	EA		6									8	14	
F 00305	5310-017-4853	NUT, PLAIN, HEXAGON: VALVE CHAMBER COVER (89923) 11742	EA		24									8	29	
X2F 00306	2815-775-7718	PIN ASSEMBLY, CAP ROCKER LEVER (89923) 19922	EA		6											
X2F 00307		PIN, CAM ROCKER LEVER PIN (89923) 19916	EA		6									8	16	
X2F 00308		PLUG, DRIVE (89923) 19919	EA		6									8	34	

(1) SMR CODE INDEX NO.	(2) FEDERAL STOCK NUMBER	(3) DESCRIPTION  REFERENCE NO. & MFR. CODE      USABLE ON CODE		(4) UNIT OF ISSUE	(5) UNIT OF MEAS	(6) QTY INC IN UNIT	(7) 30 DAY DS MAINT ALLOWANCE			(8) 30-DAY GS MAINT ALLOWANCE			(9) 1-YR ALW PER 100 EQUIP CNTGCTY	(10) DEPOT MAINT ALW PER 100 EQUIP	(11) ILLUSTRATION	
							(a)	(b)	(c)	(a)	(b)	(c)			(a)	(b)
							1-20	21-50	51-100	1-20	21-50	51-100			FIGURE NO.	ITEM NO/
X2F 00309	2815-710-1850	PIN ROCKER ARM (89923) 19923		EA		6										
X2F 00310		PIN, CAM ROLLER LEVER (89923) 99115		EA		6									8	17
X2F 00311		PLUG , DRIVE (8993) 19919		EA		6									8	34
F 00312	5315-531-9720	PIN, SPRING: CAMSHAFT (89923) 19920		EA		6									8	19
F 00313	5315-795-9625	PIN, STRAIGHT, HEADLESS: CAM LEVER (89923) 19931		EA		6									8	18
X2F 00314	2815-795-4695	ROLLER, LINEAR-ROTOR (89923) 27543		EA		6									8	33
X2F 00315	2990-777-6655	SUPPLY, EXHAUST LEVER (89923) 19926		EA		6										
00316	5315-896-8748	PIN, STRAIGHT HEADLESS (8993) 12420		EA		12										
X2F 00317		SUPPORT, EXHAUST LEVER (89923) .19918		EA		6									8	27
F 00318	5310-013-4512	WASHER: VALVE CHAMBER COVER (89923) 16962		EA		24									8	28
X20 00319		COVER ASSEMBLY, VALVE GEAR (89923) 13553		EA		1										
X20 00320		COVER, VALVE GEAR (89923) 12298		EA		1									25	8
X20 00321	2815-316-8307	HAND WHEEL, LOCKING: VALVE GEAR COVER (89923) 11253		EA		3									25	9
0 00322	5315-968-0164	PIN. COTTER: VALVE GEAR (8993) 10306		EA		3									25	11

(1) SMR CODE INDEX NO.	(2) FEDERAL STOCK NUMBER	(3) DESCRIPTION  REFERENCE NO. & MFR. CODE      USABLE ON CODE		(4) UNIT OF ISSUE	(5) UNIT OF MEAS	(6) QTY INC IN UNIT	(7) 30 DAY DS MAINT ALLOWANCE			(8) 30-DAY GS MAINT ALLOWANCE			(9) 1-YR ALW PER 100 EQUIP CNTGCTY	(10) DEPOT MAINT ALW PER 100 EQUIP	(11) ILLUSTRATION	
							(a)	(b)	(c)	(a)	(b)	(c)			(a)	(b)
							1-20	21-50	51-100	1-20	21-50	51-100			FIGURE NO.	ITEM NO/
X2F 00323		PLATE, IDENTIFICATION AND RATING: ENGINE (89923) 20183		EA		1	SEE GRP 2210									
F 00324	5305-01-5368	SCREW: IDENTIFICATION PLATE (89923) 23555		EA		4	SEE GRP 2210									
0 00325	5310-081-4219	WASHER, FLAT: VALVE GEAR COVER (89923) 10314		EA		3									25	10
X1 00326	2815-757-7614	GASKET: CAM POCKET COVER TO CRANKCASE (89923) 12305 (COMPONENT or GASKET SET, STOCK NO. 2815-757-7614, SEE GROUP 0100) (CAN BE MANUFACTURED FROM PAPER, GASKET, STOCK: NO. 5330-270-8469)		EA		1									8	20
X20 00327	2815-171-7233	GASKET: VALVE COVER (89923) 12319 (COMPONENT OF GASKET SET, STOCK No. 2815-757-7614, SEE GROUP 0100)		EA		1									25	12
X2H 00328	2815-712-8498	GEAR, CLUSTER, SPUR: CRANKSHAFT (89923) 19496		EA		1									3	6
X2H 00329	2815-711-8415	GEAR, SPUR: CAMSHAFT (89923) 19773		EA		1									7	2
X2H 00330	2910-714-8547	GEAR, SPUR: FUEL PUMP DRIVE (89923) 19189		EA		1									19	2
X2H 00331		GUARD SPLASH: IDLER GEAR HOUSING (89923) 19541		EA		1										
X2H 00332	2815-779-5980	GUIDE VALVE (89923) 018940		EA		6									2	8
X2H 00333	2815-652-9928	LOCK, VALVE SPRING RETAINER (89923) 19802		EA		12									2	15
H 00334	5310-080-0766	NUT, PLAIN HEXAGON: VALVE GUIDE (89923) 18907		EA		6									2	23

(1) SMR CODE INDEX NO.	(2) FEDERAL STOCK NUMBER	(3) DESCRIPTION  REFERENCE NO. & MFR. CODE      USABLE ON CODE		(4) UNIT OF ISSUE	(5) UNIT OF MEAS	(6) QTY INC IN UNIT	(7) 30 DAY DS MAINT ALLOWANCE			(8) 30-DAY GS MAINT ALLOWANCE			(9) 1-YR ALW PER 100 EQUIP CNTGCTY	(10) DEPOT MAINT ALW PER 100 EQUIP	(11) ILLUSTRATION	
							(a)	(b)	(c)	(a)	(b)	(c)			(a)	(b)
							1-20	21-50	51-100	1-20	21-50	51-100			FIGURE NO.	ITEM NO/
X2H 00335	2815-580-2448	PACKING, PREFORMED: VALVES (89923) 10588	EA		6										2	9
X2H 00336		PIN: CAMSHAFT (89923) 19647	EA		7										7	7
X2F 00337	2815-971-1431	PLUG ROCKER ARM LUBRICATION (89923) 12049	EA		5										8	1
X2F 00338	2815-570-0440	ROCKER ARM ASSEMBLY: VALVE (89923) 11790	EA		6										8	6
X1 00339	2815-718-4211	ARM, VALVE ROCKER (89923) 11791	EA		6											
X2H 00340	2815-293-5828	BEARING, SLEEVE: ROCKER ARM (89923) 10925	EA		6										8	4
X1 00341	2815-977-9817	ROCKER ARM VALVE (89923) 10857	EA		6										8	5
F 00342	5310-276-3420	NUT, PLAIN, HEXAGON: ADJUSTING SCREW LOCK (899923) 10859	EA		6										8	10
00343	5305-379-2686	SCREW, ADJUSTING ROCKER ARM , (89923) I10416														
X2F 00344	2815-374-8256	ROD, PUSH, VALVE (89923) 16205	EA		6											
X1 00345	2815-374-8256	ROD, PUSH: VALVE (89923) 16204	EA		6										8	12
X2F 00346	2815-354-9112	SOCKET, LEVER BALL (89923) 10419	EA		6										8	13
X2F 00347	2815-354-9121	SOCKET, SPRING (89923) 10417	EA		6										8	11
X2H 00348	2815-712-8497	SEAT: VALVE (89923) 19000	EA		6										2	2



(1) SMR CODE INDEX NO.	(2) FEDERAL STOCK NUMBER	(3) DESCRIPTION  REFERENCE NO. & MER. CODE      USABLE ON CODE	(4) UNIT OF ISSUE	(5) UNIT OF MEAS	(6) QTY INC IN UNIT	(7) 30 DAY DS MAINT ALLOWANCE			(8) 30-DAY GS MAINT ALLOWANCE			(9) 1-YR ALW PER 100 EQUIP CNTG CY	(10) DEPOT MAINT ALW PER 100 EQUIP	(11) ILLUSTRATION	
						(a)	(b)	(c)	(a)	(b)	(c)			(a)	(b)
						1-20	21-50	51-100	1-20	21-50	51-100			FIGURE NO.	ITEM NO/
X2H 00349	2815-630-3614	SEAT, VALVE SPRING' (89923) 18284	EA		6									2	11
X2F 00350	2815-371-6724	SHAFT, ROCKER ARM (89923) 11204	EA		4									8	7
X2F 00351	2815-371-6728	SHAFT, ROCKER ARM (89923) 12344	EA		2										
F 00352	5340-050-1591	PLUG, EXPANSION: ROCKER ARM (89923) 10259	EA		2									8	8
X2F 00353	2815-371-6724	SHAFT, ROCKER ARM (89923) 11204	EA		2									8	7
X2H 00354	2815-709-1899	SHIM: VALVES (AS REQUIRED) (89923) 17053	EA		0									2	10
X2F 00355	2815-971-1432	SLEEVE ROCKER ARM LUBRICATION (89923) 12050	EA		5									8	3
X2H 00356	2815-598-8727	SPRING, HELICAL: INNER EXHAUST VALVE (89923) 19249	EA		6									2	13
X2H 00357	2815-597-8295	SPRING, HELICAL OUTER EXHAUST VALVE (89923) 18250	EA		6									2	12
X2F 00358	2815-597-3743	SPRING, HELICAL: ROCKER ARM ASSEMBLY (89923) 12048	EA		5									8	2
X2F 00359	2815-310-8290	SUPPORT, ROCKER ARM SHAFT (89923) 11203	EA		12									8	9
X2H 00360	2815-646-9739	VALVE, POPPET, ENGINE: CYLINDER (89923) 23815	EA		6									2	1
F 00361	5310-081-4219	WASHER, FLAT: CAMSHAFT COVER (89923) 103141	EA		20									8	32
00362	5310-205-9982	WASHER FLAT: CAMSHAFT COVER (89923) 10779 (COMPONENT or GASKET SET, STOCK No. 2815-757-7614, SEE GROUP 0100)	EA		2									8	21
H 00363	5310-580-2778	WASHER, FLAT: VALVE GUIDE TO CYLINDER HEAD (89923) 19806	EA		6									2	24

(1) SMR CODE INDEX NO.	(2) FEDERAL STOCK NUMBER	(3) DESCRIPTION  REFERENCE NO. & MFR CODE      USABLE ON CODE		(4) UNIT OF ISSUE	(5) UNIT OF MEAS	(6) QTY INC IN UNIT	(7) 30 DAY DS MAINT ALLOWANCE			(8) 30-DAY GS MAINT ALLOWANCE			(9) 1-YR ALW PER 100 EQUIP CNTGCY	(10) DEPOT MAINT ALW PER 100 EQUIP	(11) ILLUSTRATION	
							(a)	(b)	(c)	(a)	(b)	(c)			(a)	(b)
							1-20	21-50	51-100	1-20	21-50	51-100			FIGURE NO.	ITEM NO/
F 00364	5310-010-3320	WASHER LOCK: CAMSHAFT COVER (89923) 11014		EA		22									8	31
X2H 00365	2815-661-9589	WASHER THRUST: CAMSHAFT (89923) 16526		EA		1									7	X
00366		0106 - ENGINE LUBRICATION SYSTEM														
O 00367	4730-270-4607	ADAPTER STRAIGHT PIPE: FRONT BLOWER OIL DRAIN LINE (79470) 4BX8		EA		1									10	17
O 00368	4730-595-3304	ADAPTER STRAIGHT PIPE: OIL PAN DRAIN (79470) 4BX12A		EA		1									10	24
X2H 00369		BAFFLE, OIL PAN (89923) 19073		EA		1									13	4
X2H 00370		BOLT: INTAKE HOUSING (89923) 17317		EA		2									9	21
O 00371	5306-225-8504	BOLT, MACHINE TUBE CLAMP MTG (89923) 10758		EA		1									10	11
X20 00372		BRACKET, OIL FILTER (89923) -20448		EA		2									10	43
X20 00373		CLAMP, AIR DRAIN BOX LINE (89923) 13852		EA		1									12	1
X20 00374		CLAMP: HOSE TO HOSE NIPPLE (76599) GS10		EA		2									12	6
X20 00375		CLAMP, LOOP: LINE ASSEMBLY, TEL TO FRONT BLOWER (89923) 13894		EA		2									10	9
X20 00376		COCK, PLUG, OIL PAN DRAIN (14959) 2B4-3-4		EA		1									10	23
O 00377	4730-246-9187	ELBOW, PIPE: AIR MANIFOLD ADAPTER TO HOSE NIPPLE (89923) 19535		EA		1									12	4

(1) SMR CODE INDEX NO.	(2) FEDERAL STOCK NUMBER	(3) DESCRIPTION  REFERENCE NO. & MFR. CODE      USABLE ON CODE	(4) UNIT OF ISSUE	(5) UNIT OF MEAS	(6) QTY INC IN UNIT	(7) 30 DAY DS MAINT ALLOWANCE			(8) 30-DAY GS MAINT ALLOWANCE			(9) 1-YR ALW PER 100 EQUIP CNTGCV	(10) DEPOT MAINT ALW PER 100 EQUIP	(11) ILLUSTRATION	
						(a)	(b)	(c)	(a)	(b)	(c)			(a)	(b)
						1-20	21-50	51-100	1-20	21-50	51-100			FIGURE NO.	ITEM NO/
O 00378	4730-277-5543	ELBOW PIPE: BLOWER DRAIN LINE (89923) 13012	EA		2									10	19
X2H 00379		ELBOW, PIPE: LUBRICATION OIL PRESSURE PIPE (89923) 19539	EA		1									9	19
O 00380	4730-640-5803	ELBOW, PIPE: OIL FILTER AND BOWLER OIL LINE (89923) 11200	EA		6									10	7
O 00381	4730-253-4415	ELBOW, PIPE: OIL PAN DRAIN (27315) 2416V020	EA		1									10	22
O 00382	4730-249-3917	ELBOW, PIPE: TIMING GEAR HOUSING TO HOSE NIPPLE (89923) 16275	EA		1									12	8
X20 00383		EXTENSION, CONTROL CABLE CLAMP: LINE ASSEMBLY, TEE TO REAR BLOWER (89923) 14065	EA		2									10	14
X20 00384	2940-354-9136	FILTER ASSEMBLY, OIL (79396) WF500	EA		2									10	44
X20 00385		COVER ASSEMBLY, OIL FILTER (79396) 2510	EA		2										
X20 00386		BOLT, MACHINE OIL FILTER COVER (79396) 2292	EA		2									10	6
X1 00387		COVER, OIL FILTER (79396) 1222	EA		2									10	4
X20 00388	2940-694-0936	GASKET: OIL FILTER COVER (89923) 40764	EA		2									10	2
X20 00389		SPRING: OIL FILTER COVER BOLT (89923) 40766	EA		2									10	3
O 00390	5310-836-7077	WASHER FLAT: OIL FILTER COVER (899235) 40763	EA		2									10	5
P O 00391	4330-287-5028	FILTER ELEMENT, FLUID PRESSURE: OIL FILTER (79396) PC500	EA		2	80	168	336	80	168	336	999	200	10	36

(1) SMR CODE INDEX NO.	(2) FEDERAL STOCK NUMBER	(3) DESCRIPTION  REFERENCE NO. & MFR. CODE      USABLE ON CODE		(4) UNIT OF ISSUE	(5) UNIT OF MEAS	(6) QTY INC IN UNIT	(7) 30 DAY DS MAINT ALLOWANCE			(8) 30-DAY GS MAINT ALLOWANCE			(9) 1-YR ALW PER 100 EQUIP CNTGCV	(10) DEPOT MAINT ALW PER 100 EQUIP	(11) ILLUSTRATION	
							(a)	(b)	(c)	(a)	(b)	(c)			(a)	(b)
							1-20	21-50	51-100	1-20	21-50	51-100			FIGURE NO.	ITEM NO/
X20 00392		STRAP, OIL FILTER (79396) 1230	EA		4									10	30	
X20 00393		GAGE, OIL LEVEL, BAYONET (89923) 21853	EA		1									1	30	
X20 00394	5330-141-1588	GASKET: OIL PAN DRAIN PLUG (89923) 10839 (COMPONENT or GASKET SET, STOCK No. 2815-757-7614, SEE GROUP 0100)	EA		1									13	10	
X1 00395	2815-580-2463	GASKET: OIL PUMP STRAINER INTAKE HOUSING (89923) 19132 (COMPONENT or GASKET SET, STOCK No. 2815-757-7614, SEE GROUP 0100)	EA		1									9	31	
X2H 00396	5330-363-2029	GASKET: REAR OIL PUP HOUSING (89923) 11658	EA		1									9	14	
X1 00397	2815-59 2128	GASKET SETS OIL PAN (8993) 14097 (COMPONENT or GASKET SET, STOCK NO. 2815-757-7614 SEE GROUP 0100)	EA		1									13	1	
X1 00398	2815-371-6736	GASKET: END (89923) 13506 (CAN BE MANUFACTURED FROM PAPER, STOCK No. 5330-233-5847)	EA		2											
X1 00399	2815-509-0898	GASKET: OIL PAN SIDE (89923) 13508 CAN BE MANUFACTURED FROM PAPER, STOCK NO. 5330-233-5847)	EA		2											
X20 00400	2940-775-0138	GASKET: STRAINER HOUSING TO COVER (89923) 17706 (COMPONENT Or GASKET SET, STOCK No. 2815-757-7614, SEE GROUP 0100)	EA		1									11	8	
X20 00401		GUIDE ASSEMBLY: OIL LEVEL BAYONET (89923) 21851	EA		1											

(1) SMR CODE INDEX NO.	(2) FEDERAL STOCK NUMBER	(3) DESCRIPTION  REFERENCE NO. & MFR. CODE      USABLE ON CODE		(4) UNIT OF ISSUE	(5) UNIT OF MEAS	(6) QTY INC IN UNIT	(7) 30 DAY DS MAINT ALLOWANCE			(8) 30-DAY GS MAINT ALLOWANCE			(9) 1-YR ALW PER 100 EQUIP CNTGCV	(10) DEPOT MAINT ALW PER 100 EQUIP	(11) ILLUSTRATION	
							(a)	(b)	(c)	(a)	(b)	(c)			(a)	(b)
							1-20	21-50	51-100	1-20	21-50	51-100			FIGURE NO.	ITEM NO/
X1 00402		BUSHING: OIL GAGE GUIDE (89923) 13669		EA		1										
X1 00403		TUBE, GUIDE ASSEMBLY (89923) 21852		EA		1										
M O 00404		HOSE ASSEMBLY, FILTER TO CRANKCASE (89923) 21027 MANUFACTURE FROM:		EA		1								10	28	
M.O 00405	4730-529-5481	ADAPTER, STRAIGHT PIPE		EA		2										
P O 00406	4720-289-9625	HOSE, RUBBER (11 IN. REQUIRED)		FT			SEE GRP 9501									
M O 00407		HOSE ASSEMBLY, FILTER TO FILTER (89923) 21011 MANUFACTURE FROM:		EA		1								10	1	
X20 00408	1560-525-5481	FITTING, HYDRAULIC		EA		2										
P O 00409	4720-289-9625	HOSE, RUBBER (16 IN. REQUIRED)		FT			SEE GRP 9501									
M O 00410		HOSE ASSEMBLY, FILTER TO FILTER (8923) 21000 MANUFACTURE FROM:		EA		1								10	26	
O 00411	4730-525-5481	ADAPTER		EA		2										
P O 00412	4720-89-9625	HOSE, RUBBER (18 IN. REQUIRED)					SEE GRP 9501									
M O 00413		HOSE ASSEMBLY, OIL STRAINER TO FILTER (89923) 21013 MANUFACTURE FROM:		EA		1								10	29	
O 00414	4730-525-5481	ADAPTER		EA		2										
				<b>30</b>												

(1) SMR CODE INDEX NO.	(2) FEDERAL STOCK NUMBER	(3) DESCRIPTION  REFERENCE NO. & MER CODE      USABLE ON CODE		(4) UNIT OF ISSUE	(5) UNIT OF MEAS	(6) QTY INC IN UNIT	(7) 30 DAY DS MAINT ALLOWANCE			(8) 30-DAY GS MAINT ALLOWANCE			(9) 1-YR ALW PER 100 EQUIP CNTGCTY	(10) DEPOT MAINT ALW PER 100 EQUIP	(11) ILLUSTRATION	
							(a)	(b)	(c)	(a)	(b)	(c)			(a)	(b)
							1-20	21-50	51-100	1-20	21-50	51-100			FIGURE NO.	ITEM NO/
P O 00415	4720-289-9625	HOSE, RUBBER (24 IN. REQUIRED)		FT			SEE UP	9501								
X20 00416	4720-235-1423	HOSE, RUBBER HOSE NIPPLE TO ELBOW (89923) 21714		EA		1									12	7
M O 00417		LINE ASSEMBLY, OIL: CRANKCASE TO TEE (89923) 19078 MANUFACTURER FROM:		EA		1									10	16
O 00418	4730-600-5048	NUT, TUBE, COUPLING: LINE ASSEMBLY (30327) 641FSNS4-4		EA		2										
P O 00419	4710-277-5525	TUBE, COPPER (24 IN. REQUIRED)		FT			SEE GRP	9501								
M.O. 00420		LINE ASSEMBLY: OIL TEE TO FRONT BLOWER (89923) 19079 MANUFACTURE FROM:		EA		1										
P O 00421	4710-277-5525	TUBE, COPPER (24 IN. REQUIRED)		FT			SEE GRP	9501								
O 00422	4730-600-5048	NUT, TUBE, COUPLING: LINE ASSEMBLY (30327) 741FSNS4-4"		EA		2										
M O 00423		LINE ASSEMBLY OIL: TEE TO REAR BLOWER (89923) 18090 MANUFACTURE FROM:		EA		1									10	39
O 00424	4730-600-5048	NUT, TUBE COUPLING: LINE ASSEMBLY (30327) 741FSNS4-4		EA		2										
P O 00425	4710-277-5525	TUBE, COPPER (24 IN. REQUIRED)		FT			SEE GRP	9501								
M O 00426		LINE ASSEMBLY: REAR BLOWER TEE TO CRANKCASE ROCKER ARM (89923) 19081 MANUFACTURE FROM:		EA		1									10	8
O 00427	4730-600-5048	NUT, TUBE COUPLING: LINE ASSEMBLY (30327) 641FSNS4-4		EA		2										

(1) SMR CODE INDEX NO.	(2) FEDERAL STOCK NUMBER	(3) DESCRIPTION  REFERENCE NO. & MFR CODE      USABLE ON CODE		(4) UNIT OF ISSUE	(5) UNIT OF MEAS	(6) QTY INC IN UNIT	(7) 30 DAY DS MAINT ALLOWANCE			(8) 30-DAY GS MAINT ALLOWANCE			(9) 1-YR ALW PER 100 EQUIP CNTGCY	(10) DEPOT MAINT ALW PER 100 EQUIP	(11) ILLUSTRATION	
							(a)	(b)	(c)	(a)	(b)	(c)			(a)	(b)
							1-20	21-50	51-100	1-20	21-50	51-100			FIGURE NO.	ITEM NO/
P O 00428	4710-289-4109	TUBE, STEEL (24 IN. REQUIRED)		FT			SEE GRP 9501									
X20 00429		NIPPLE, HOSE (89923) 17470		EA		2									12	5
O 00430	4730-192-9481	NIPPLE, PIPE: AIR MANIFOLD ADAPTER TO ELBOW (89923) 16277		EA		1									12	3
O 00431	4730-196-2058	NIPPLE, PIPE: OIL PAN DRAIN (27315) 2419V134		EA		1									10	21
O 00432	4730-186-0378	NIPPLE, PIPE: TIMING GEAR HOUSING TO ELBOW (89923) 19540		EA		1									12	9
X20 00433	2910-718-4201	NUT, INJECTOR ADJUSTING: OIL FILTER MTG AND CONTROL CABLE CLAMP (89923) 10430		EA		10									10	37
O	5310-013-4572	NUT, PLAIN, SQUARE: LUBE OIL FILTER STRAP SCREW		EA		2									10	31
X2H 00434		OIL PAN, DIESEL ENGINE		EA		1									13	5
X2H 00435		OIL PAN, DIESEL ENGINE		EA		1										
X20 00436	5330-171-5371	PACKING, PREFORMED: HAND HOLE COVER (89923) 24909 (COMPONENT or GASKET SET, STOCK No. 2815-757-7614, SEE GROUP 0100)		EA		1									1	19
X20 000437		PIPE ASSEMBLY, FILLER: WITH COVER (89923) 20265		EA		1										
X20 00438		ARM ANCHOR (89923) 18720		EA		1									1	18
X20 00439	2815-200-0066	CAP, OIL FILLER (89923) 18720		EA		1									1	26
X20 00440	5330-678-8995	PACKING, PREFORMED: OIL FILTER COVER (89923) 24907 (COMPONENT or GASKET SET, STOCK No. 2815-757-7614, SEE GROUP 0100)		EA		1									1	21

(1) SMR CODE INDEX NO.	(2) FEDERAL STOCK NUMBER	(3) DESCRIPTION  REFERENCE NO. & MFR. CODE      USABLE ON CODE		(4) UNIT OF ISSUE	(5) UNIT OF MEAS	(6) QTY INC IN UNIT	(7) 30 DAY DS MAINT ALLOWANCE			(8) 30-DAY GS MAINT ALLOWANCE			(9) 1-YR ALW PER 100 EQUIP CNTGCV	(10) DEPOT MAINT ALW PER 100 EQUIP	(11) ILLUSTRATION	
							(a)	(b)	(c)	(a)	(b)	(c)			(a)	(b)
							1-20	21-50	51-100	1-20	21-50	51-100			FIGURE NO.	ITEM NO/
O 00441	5315-968-0164	PIN, COTTER: FILLER PIPE ASSEMBLY (89923) 10306		EA		1							1	17		
X20 00442		PIPE ASSEMBLY FILLER (89923) 21589		EA		1							1	25		
X1 00443		COVER, HAND HOLE (89923) 18213		EA		1										
X1 00444		FLANGE FILLER NECK (89923) 25645		EA		1										
X1 00445		PIPE, FILLER (89923) 20266		EA		1										
O 00446	5305-269-3221	SCREW, CAP, HEXAGON HEAD: FILLER PIPE ASSEMBLY (89923) 19326		EA		1							1	24		
O 00447	5310-582-5977	WASHER: FILLER PIPE ASSEMBLY- (89923) 10726		EA		1							1	22		
X2H 00448		PIPE, EXTENSION: OIL PUMP 89923) 19542		EA		1							9	16		
O 00449	4730-289-1585	PLUG MACHINE, THREAD: OIL PAN 189923) 10838		EA		1							13	9		
O 00450	4730-848-7543	PLUG, PIPE MAGNETIC: OIL PAN DRAIN (899235 16728		EA		1							13	11		
O 00451	4730-142-1851	PLUG, PIPE: OIL FILTER		EA		1							10	45		
O 00452	4730-263-3124	PLUG, PIPE: OIL PAN (89923) 10575		EA		1							13	12		
X2H 00453	2815-646-9740	PUMP, ROTARY POWER DRIVEN (89923) 25157		EA		1										
X2H 00454	2815-445-9901	COVER ASSEMBLY: OIL PUMP (89923) 18070		EA		1										
X2H 00455	2815-322-1966	BEARING, FLANGED: OIL PUMP (89923) 18061		EA		1							9	6		



(1) SMR CODE INDEX NO.	(2) FEDERAL STOCK NUMBER	(3) DESCRIPTION  REFERENCE NO. & MFR. CODE      USABLE ON CODE		(4) UNIT OF ISSUE	(5) UNIT OF MEAS	(6) QTY INC IN UNIT	(7) 30 DAY DS MAINT ALLOWANCE			(8) 30-DAY GS MAINT ALLOWANCE			(9) 1-YR ALW PER 100 EQUIP CNTGCY	(10) DEPOT MAINT ALW PER 100 EQUIP	(11) ILLUSTRATION	
							(a)	(b)	(c)	(a)	(b)	(c)			(a)	(b)
							1-20	21-50	51-100	1-20	21-50	51-100			FIGURE NO.	ITEM NO/
X2H 00456	2815-322-1967	BEARING: OIL PUMP (89923) 18964		EA		1									9	34
X2H 00457		COVER, OIL PUMP (89923) 16490		EA		1									9	5
X1 00458	2815 646-9724	GASKET: OIL PUMP (8993) 18062 (COMPONENT or GASKET SET, STOCK No. 2815-757-7614, SEE GROUP 0100)		EA		2									9	7
X2H 00459	2815-517-7334	GEAR, SPURS OIL PUMP (89923) 17600		EA		1									9	2
X2H 00460		HOUSING ASSEMBLY, OIL PUMP (89923) 18067		EA		1										
X2H 00461	2815-322-1966	BEARING OIL PUMP (89923) 1806		EA		2									9	12
X1 00462		BODY, OIL PUMP (89923) 18041		EA		1									9	13
X2H 00463		HOUSING.: GEAR (89923) 18040		EA		1									9	11
X2H 00464	2815-990-2542	IMPELLER AND SHAFT (89923) 17724		EA		1									9	8
H 00465	5315-730-4452	KEY, MACHINE: OIL PUMP (79136) 22739		EA		1									9	9
H 00466	5315-597-5460	PIN, GROOVED. HEADED: OIL PUMP (89923) 18058		EA		1									9	3
H 00467	5315-044-3767	PIN, STRAIGHT. HEADLESS: OIL PUMP (89923) 10268		EA		2									9	10
X2H 00468	2815-333-4050	PISTON, RELIEF VALVE (89923) 17743		EA		1									9	25
H 00469	5340-664-6806	RING, RETAINING: OIL PUMP (89923) 17030		EA		1									9	1

(1) SMR CODE INDEX NO.	(2) FEDERAL STOCK NUMBER	(3) DESCRIPTION  REFERENCE NO. & MER. CODE      USABLE ON CODE		(4) UNIT OF ISSUE	(5) UNIT OF MEAS	(6) QTY INC IN UNIT	(7) 30 DAY DS MAINT ALLOWANCE			(8) 30-DAY GS MAINT ALLOWANCE			(9) 1-YR ALW PER 100 EQUIP CNTGCTY	(10) DEPOT MAINT ALW PER 100 EQUIP	(11) ILLUSTRATION	
							(a)	(b)	(c)	(a)	(b)	(c)			(a)	(b)
							1-20	21-50	51-100	1-20	21-50	51-100			FIGURE NO.	ITEM NO/
H 00470	5305-274-2355	SCREW, CAP, SOCKET: OIL PUMP (89923) 12140	EA		8										9	3
X2H 00471		SHAFT ASSEMBLY, OIL PUMP (89923) 25155	EA		1										9	33
X2H 00472	2815-598-6709	SPRING, HELICAL COMPRESSION (89923) 16538	EA		1										9	2
H 00473	5310-011-5548	WASHER, LOCK: OIL PUMP (89523) 116504	EA		8										9	4
H 00474	5310-444-8670	WASHER, SPRING TENSION: OIL PUMP (89923) 16496	EA		1										9	22
H 00475	5305-012-0854	SCREW: BAFFLE MTG	EA		6										13	2
O 00476	5305-018-1356	SCREW: SLOWER DRAIN LINE (89923) 14564	EA		2										10	13
O 00477	5305-269-3209	SCREW, CAP HEXAGON HEAD: BRACKET TO CRANKCASE (89923) 17321	EA		4										10	34
O 00478	5305-269-3216	SCREW CAP HEXAGON HEAD: BRACKET TO PAN (89923) 10727	EA		4										1	42
O 00479	5305-269-2803	SCREW, CAP HEXAGON HEAD: HOUSING TO COVER (89923) 18247	EA		1										11	14
O 00480	5305-269-2810	SCREW, CAP HEXAGON HEAD. HOUSING TO COVER (89923) 1077	EA		2							11	13			
O 00481	5305-269-2802	SCREW, CAP HEXAGON HEAD: OIL FILTER MTG (89923) 11198	EA		8							10	0			
O 00482	5305-269-3221	SCREW, CAP, HEXAGON HEAD: OIL FILTER STRAP	EA		2							10	35			
H 00483	5305-269-3214	SCREW, CAP HEXAGON HEAD: OIL PAN MTG (89923) 10619	EA		36							13	8			

(1) SMR CODE INDEX NO.	(2) FEDERAL STOCK NUMBER	(3) DESCRIPTION  REFERENCE NO. & MFR CODE      USABLE ON CODE	(4) UNIT OF ISSUE	(5) UNIT OF MEAS	(6) QTY INC IN UNIT	(7) 30 DAY DS MAINT ALLOWANCE			(8) 30-DAY GS MAINT ALLOWANCE			(9) 1-YR ALW PER 100 EQUIP CNTGCY	(10) DEPOT MAINT ALW PER 100 EQUIP	(11) ILLUSTRATION		
						(a)	(b)	(c)	(a)	(b)	(c)			(a)	(b)	
						1-20	21-50	51-100	1-20	21-50	51-100			FIGURE NO.	ITEM NO/	
H 00484	5305-269-3214	SCREW, CAP HEXAGON HEAD: OIL PRESSURE PIPE ELBOW (89923) 10619	EA		1											
H 00485	5305-269-3218	SCREW, CAP, HEXAGON HEAD: OIL PRESSURE PIPE ELBOW	EA		1											
H 00486	5305-269-3214	SCREW CAP, HEXAGON HEAD: OIL PUMP (89923) 10619	EA		1									9	20	
H 00487	5305-269-3218	SCREW, CAP HEXAGON HEAD: OIL PUMP (89923) 11507	EA		1									9	17	
H 00488	5305-269-3220	SCREW, CAP, HEXAGON HEAD: OIL PUMP ASSEMBLY (89923) 11508	EA		4									9	32	
H 00489	5305-269-3208	SCREW, CAP HEXAGON HEAD: REAR PUMP HOUSING (89923) 17183	EA		1									9	15	
O 00490	5305-018-1646	SCREW: OIL FILTER (89923) 30411	EA		3									11	12	
X20 00491		SPACER: BRACKET TO PAN (89923) 17792	EA		4									10	41	
X20 00492		STRAINER ASSEMBLY, OIL (89923) 15498	EA		1											
X20 00493	2940-786-0702	BODY, OIL FILTER (89923) 13909	EA		1									11	7	
X20 00494	2940-786-6306	COVER, FILTER SHELL (89923) 17091	EA		1									11	3	
P O 00495	2910-377-5550	FILTER, ELEMENT, FUEL (81321) 35298	EA		1	30	168	-336	80	168	336	999	100	11	6	
X20 00496	5330-141-1588	GASKET: OIL FILTER (89923) 10839 (COMPONENT OF GASKET SET, STOCK No. 2815-757-7614 SEE GROUP 0100)	EA		1									11	16	

(1) SMR CODE INDEX NO.	(2) FEDERAL STOCK NUMBER	(3) DESCRIPTION  REFERENCE NO. & MFR CODE      USABLE ON CODE	(4) UNIT OF ISSUE	(5) UNIT OF MEAS	(6) QTY INC IN UNIT	(7) 30 DAY DS MAINT ALLOWANCE			(8) 30-DAY GS MAINT ALLOWANCE			(9) 1-YR ALW PER 100 EQUIP CNTGCV	(10) DEPOT MAINT ALW PER 100 EQUIP	(11) ILLUSTRATION	
						(a)	(b)	(c)	(a)	(b)	(c)			(a)	(b)
						1-20	21-50	51-100	1-20	21-50	51-100			FIGURE NO.	ITEM NO/
X20 00497	2940-654-3819	GASKETS STRAINER COVER (89923) 21906 (COMPONENT or GASKET SET, STOCK No. 2815-757-761)1, SEE GROUP 0100)	EA		1									11	4
x20 00498	2940-580-5325	GASKET: STRAINER HOUSING TO CRANKCASE (89923) 17718 (COMPONENT Or GASKET SET, STOCK No. 2815-757-761), SEE GROUP 0100)	EA		1									11	9
X20 00499	2910-718-4201	NUT, INJECTOR ADJUSTING (89923) 10430	EA		2									11	1
O 00500	4730-289-1585	PLUG, MACHINE, THREAD (89923) 10838	EA		1									11	15
O 00501	4730-278-3395	PLUG, PIPE: OIL FILTER (89923) 13091	EA		2									11	17
X20 00502	2940-787-6399	SPRING, HELICAL COMPRESSION: OIL FILTER (89923) 13097	EA		1									11	5
O 00503	5307-637-8949	STUD, PLAIN: OIL FILTER (89923) 14537	EA		2									11	18
O 00504	5310-261-7340	WASHER, LOCK: OIL FILTER (89923) 10940	EA		2									11	2
X2H 00505		STRAINER ASSEMBLY, OIL PUMP (89923) 23383	EA		1										
H 00506	5306-714-52941	BOLT, MACHINE: STRAINER TO OIL PUMP (89923) 10622	EA		3									9	28
X2H 00507		HOSING, STRAINER (89923) 23311	EA		1									9	23
X2H 00508	2940-788-0198	STRAINER OIL PUMP (89923) 17719	EA		1									9	26
H 00509	5310-808-4058	WAVER, FLAT: STRAINER TO OIL PUMP (89923)10883	EA		3									9	27

(1) SMR CODE INDEX NO.	(2) FEDERAL STOCK NUMBER	(3) DESCRIPTION  REFERENCE NO. & MER. CODE      USABLE ON CODE	(4) UNIT OF ISSUE	(5) UNIT OF MEAS	(6) QTY INC IN UNIT	(7) 30 DAY DS MAINT ALLOWANCE			(8) 30-DAY GS MAINT ALLOWANCE			(9) 1-YR ALW PER 100 EQUIP CNTGCTY	(10) DEPOT MAINT ALW PER 100 EQUIP	(11) ILLUSTRATION	
						(a)	(b)	(c)	(a)	(b)	(c)			(a)	(b)
						1-20	21-50	51-100	1-20	21-50	51-100			FIGURE NO.	ITEM NO/
O 00510	4730-081-1707	TEE, PIPE TO TUBE: OIL FILTER (30327) 465F	EA		2									10	27
O 00511	4730-279-0478	TEE, PIPE TO TUBE NEAR BLOWER LINE (89923) 17611	EA		1									10	12
O 00512	4730-287-1561	TEE, TUBE REAR BLOWER LINE TO CRANKCASE LINE	EA		1									10	15
M O 00513		TUBE ASSEMBLY METAL, AIR DRAIN BOX (89923) 18030 MANUFACTURE FROM:	EA		1									12	2
O 00514	4730-289-1561	NUT LINE ASSEMBLY	EA		1										
P O 00515	4710-289-4110	TUBE, STEEL (18 IN. REQUIRED)	FT												
M O 00516		TUBE ASSEMBLY METAL: FRONT BLOWER OIL DRAIN (89923) 14824 MANUFACTURE FROM:	EA		1									10	18
O 00517	4730-289-1560	NUT, TUBE COUPLING: TUBE ASSEMBLY	EA		2										
P O 00518	4710-277-5529	TUBE, COPPER (12 IN. REQUIRED)	FT												
M O 20 00518		TUBE, ASSEMBLY METAL: REAR BLOWER DRAIN LINE  (89923) 14890 MANUFACTURE FROM:	EA		1										11
O 00519	4730-289-1560	NUT, TUBE COUPLING: TUBE ASSEMBLY	EA		2										
P O 00520	4710-277-5525	TUBE, COPPER (12 IN. REQUIRED)	FT												
M O 00522		TUBE ASSEMBLY, OIL PAN DRAIN (27315) 20P612 MANUFACTURE FROM:	EA		1									10	25
O 00523	4730-595-2227	NUT TUBE, COUPLING: OIL PAN DRAIN TUBE (79470) 1110X12	EA		1										

(1) SMR CODE INDEX NO.	(2) FEDERAL STOCK NUMBER	(3) DESCRIPTION  REFERENCE NO. & MER CODE      USABLE ON CODE	(4) UNIT OF ISSUE	(5) UNIT OF MEAS	(6) QTY INC IN UNIT	(7) 30 DAY DS MAINT ALLOWANCE			(8) 30-DAY GS MAINT ALLOWANCE			(9) 1-YR ALW PER 100 EQUIP CNTGCV	(10) DEPOT MAINT ALW PER 100 EQUIP	(11) ILLUSTRATION	
						(a)	(b)	(c)	(a)	(b)	(c)			(a)	(b)
						1-20	21-50	51-100	1-20	21-50	51-100			FIGURE NO.	ITEM NO/
P O 00524	4710-277-778	TUBE COPPER (4 FT REQUIRED)	FT			SEE	GRP	9501							
O 00525	5310-582-5977	WASHER, FLAT: OIL FILTER (89923) 10726	EA		6									11	10
O 00526	5310-582-5977	WASHER, FLAT: OIL FILTER MTG (89923) 10726	EA		8									10	32
H 00527	5310-044-7212	WASHER, FLAT: OIL PAN MTG (89923) 14141	EA		38									13	6
H 00528	5310-010-3319	WASHER, LOCK: BAFFLE MTG SCREW	EA		6									13	3
O 00529	5310-261-7340	WASHER, LOCK: OIL FILTER (89923) 10940	EA		6									11	11
H 00530	5310-012-0382	WASHER, LOCK: OIL PAN MTG (89923) 10940	EA		36									13	7
H 00531	5310-011-4606	WASHER, LOCK: OIL PUMP (89923) 11514	EA		8									9	18
O 00532	5310-010-3320	WASHER, LOCK: TUBE CLAMP MTG (53591) 594	EA		2									10	10
O 00533	5310-261-7340	WASHER: OIL FILTER MTG AND CONTROL CABLE CLAMP (89923) 10940	EA		18									10	33
H 00534	5310-627-6128	WASHER: OIL PRESSURE PIPE ELBOW (78189) 1320-00	EA		2										
M H 00535		WIRE: OIL PUMP (89923) 1062B	EA												
P H 00536	9505-198-9104	WIRE, STEEL (12 IN. REQUIRED)	FT			SEE	GRP	9501							

(1) SMR CODE INDEX NO.	(2) FEDERAL STOCK NUMBER	(3) DESCRIPTION  REFERENCE NO. & MER CODE      USABLE ON CODE	(4) UNIT OF ISSUE	(5) UNIT OF MEAS	(6) QTY INC IN UNIT	(7) 30 DAY DS MAINT ALLOWANCE			(8) 30-DAY GS MAINT ALLOWANCE			(9) 1-YR ALW PER 100 EQUIP CNTGCV	(10) DEPOT MAINT ALW PER 100 EQUIP	(11) ILLUSTRATION	
						(a)	(b)	(c)	(a)	(b)	(c)			(a)	(b)
						1-20	21-50	51-100	1-20	21-50	51-100			FIGURE NO.	ITEM NO/
00537		0108 - MANIFOLDS													
X20 00538	2815-652-5124	CLAMP, MANIFOLD (89923) 10536	EA		4									14	11
X20 00539	2815-798-3534	CLAMP, MANIFOLD (89923) 12951	EA		1									14	9
X20 00540	4082-174-0339	COCK, DRAIN: MANIFOLD (79470) 230	EA		2									14	10
X20 00541	2815-580-2447	GASKET: EXHAUST OUTLET FLANGE (89923) 11879 (COMPONENT or GASKET SET, STOCK No. 2815-757-7614, SEE GROUP 0100)	EA		2									14	7
X20 00542	2805-510-4234	GASKET: MANIFOLD TO CRANKCASE (89923) 10551 (COMPONENT or GASKET SET, STOCK No. 2815-757-7614, SEE GROUP 0100)	EA		2									14	14
X20 00543		MANIFOLD, EXHAUST (89923) 24124	EA		2									14	13
0 00544	5310-275-2012	NUT: MANIFOLD MTG (89923) 10957	EA		7									14	8
0 00545	5310-010-3342	WASHER, FLAT: MANIFOLD MTG (89923) 11265	EA		7									14	12
00546		0109 - ACCESSORY DRIVING MECHANISM													
X2H 00547		ADAPTER: BLOWER DRIVE BELLOWS (89923) 14870	EA		1									15	15
X2H 00548	2815-886-1038	BLOWER DRIVE ASSEMBLY (89923) 23939	EA		1										
X2H 00549	2990-661-7614	BEARING, SLEEVE (89923) 17047	EA		2									15	10

(1) SMR CODE INDEX NO.	(2) FEDERAL STOCK NUMBER	(3) DESCRIPTION  REFERENCE NO. & MER CODE      USABLE ON CODE	(4) UNIT OF ISSUE	(5) UNIT OF MEAS	(6) QTY INC IN UNIT	(7) 30 DAY DS MAINT ALLOWANCE			(8) 30-DAY GS MAINT ALLOWANCE			(9) 1-YR ALW PER 100 EQUIP CNTGCY	(10) DEPOT MAINT ALW PER 100 EQUIP	(11) ILLUSTRATION	
						(a)	(b)	(c)	(a)	(b)	(c)			(a)	(b)
						1-20	21-50	51-100	1-20	21-50	51-100			FIGURE NO.	ITEM NO/
X2H 00550	2815-712-8503	GEAR, SPUR (89923) 2385	EA		1									15	12
X2H 00551	2990-818-9865	HOUSING: BEARING, BLOWER DRIVE (89923) 23891	EA		1									15	9
0 00552	5306-255-8504	BOLT, MACHINE: BLOWER DRIVE (89923) 10758	EA		4									15	19
X2H 00553	2815-374-8233	BOOT, DUST AND MOIST: RUBBER, BLOWER DRIVE (89923) 12714	EA		1									15	18
H 00554	4730-708-5196	CLAMP, HOSE: BLOWER DRIVE (89923) 18634	EA		2									15	17
X2H 00555	6680-860-8999	COVER: TACHOMETER DRIVE MECHANISM (89923) 19339	EA		1										
X2H 00556	6680-589-8761	ADAPTER: TACHOMETER DRIVE (89923) 19256	EA		1										
X2H 00557		COVER: TACHOMETER (89923) 19263	EA		1										
X2H 00558	6680-725-2334	GASKET: TACHOMETER COVER (89923) 19268	EA		1										
H 00559	5310-208-3775	NUT, PLAIN, HEXAGON: TACHOMETER DRIVE (8923) 11504	EA		3										
X1 00560	5330-242-8363	SEAL, PLAIN ENCASED: TACHOMETER DRIVE SHAFT (89923) 11930 (COMPONENT OF GASKET SET, STOCK No. 2815-757-7614, SEE GROUP 0100)	EA		1										
X2H 00561		STUD, PLAIN: TACHOMETER DRIVE (89923) 14179	EA		3										
H 00562	5310-968-0180	WASHER, LOCK: TACHCOETER DRIVE (89923) 11377	EA		3										



(1) SMR CODE INDEX NO.	(2) FEDERAL STOCK NUMBER	(3) DESCRIPTION  REFERENCE NO. & MER CODE      USABLE ON CODE	(4) UNIT OF ISSUE	(5) UNIT OF MEAS	(6) QTY INC IN UNIT	(7) 30 DAY DS MAINT ALLOWANCE			(8) 30-DAY GS MAINT ALLOWANCE			(9) 1-YR ALW PER 100 EQUIP CNTGCY	(10) DEPOT MAINT ALW PER 100 EQUIP	(11) ILLUSTRATION	
						(a)	(b)	(c)	(a)	(b)	(c)			(a)	(b)
						1-20	21-50	51-100	1-20	21-50	51-100			FIGURE NO.	ITEM NO/
X1 00563	2815-386-3540	GASKET SET OVERHAUL (89923) 14888 (COMPONENT OR GASKET SET, STOCK NO. 2815-757-7614, SEE GROUP 0100) (CAN BE MANUFACTURE FROM PAPER, STOCK No. 5330-233-56)	EA		1									15	14
X1 00564	6680-580-5324	GASKET: TACHOMETER TO FRONT COVER (89923) 19347 (COMPONENT OF GASKET SET, STOCK No. 2805-75761 4, SEE GROUP 0100)	EA		1										
X2H 00565		HOUSING ASSEMBLY BLOWER DRIVE (89923) 23938	EA		1										
X2H 00566	5340-281-6467	RING, RETAINING: BLOWER DRIVE (89923) 23937	EA		1									15	8
X2H 00567		SCREW: BLOWER DRIVE (89923) 14891	EA		1									15	21
H 00568	5310-209-1749	SPACER, RING: SLOWER DRIVE (89923) 17050	EA		2									15	11
X2H 00569		HOUSING, BLOWER DRIVE (89923) 23890	EA		1									15	13
X2H 00570		PLUG, DOWEL (89923) 23940	EA		1									15	22
H 00571	5305-269-3213	SCREW, CAP, HEXAGON HEAD: TACHOMETER COVER MTG (89923) 11589	EA		2										
H 00572	5305-018-0132	SCREW: TACHOMETER COVER MTG (89923) 10518	EA		2										
X2H 00573	2815-787-4693	SHAFT, BLOWER DRIVE (89923) 18183	EA		1									15	16
X2H 00574	6680-795-1605	SHAFT, TACHOMETER DRIVE (89923) 19266	EA		1										
H 00575	5310-205-9982	WASHER, FLAT: SLOWER DRIVE (89923) 10779	EA		4									15	20

(1) SMR CODE INDEX NO.	(2) FEDERAL STOCK NUMBER	(3) DESCRIPTION  REFERENCE NO. & MER CODE      USABLE ON CODE	(4) UNIT OF ISSUE	(5) UNIT OF MEAS	(6) QTY INC IN UNIT	(7) 30 DAY DS MAINT ALLOWANCE			(8) 30-DAY GS MAINT ALLOWANCE			(9) 1-YR ALW PER 100 EQUIP CNTGCV	(10) DEPOT MAINT ALW PER 100 FOUIP	(11) ILLUSTRATION	
						(a)	(b)	(c)	(a)	(b)	(c)			(a)	(b)
						1-20	21-50	51-100	1-20	21-50	51-100			FIGURE NO.	ITEM NO/
H 00576	5310-582-5977	WASHER, FLAT: TACHOMETER COVER (89923) 10726	EA		1										
H 00577	5310-261-7340	WASHER, LOCK: TACHOMETER COVER (89923) 10940	EA		4										
00578		GROUP 03 - FUEL SYSTEM													
00579		0301 - FUEL INJECTOR													
P O 00580	2910-628-5169	INJECTOR ASSEMBLY, FUEL (09367) 4380009	EA		6	2	2	3	2	2	3	36	30	25	3
X2F 00581		BODY, FUEL INJECTOR (09367) 4380197	EA		6									18	7
X2F 00582		CAP, VALVE SPRING (09367) 4511215	EA		6									18	1
X1 00583	2910-580-8425	GASKET: INJECTOR BRACKET TO CYLINDER HEAD (89923) 17754 (COMPONENT OF GASKET SET, STOCK No. 2815-757-7614, SEE GROUP 0100)	EA		6									18	11
P F 00584	2910-628-5170	NOZZLE, FUEL INJECTOR (09367) 4380194	EA		6	3	5	10	3	5	10	120	120	18	9
F 00585	5310-506-5764	NUT: NOZZLE SLEEVE (09367) 4511217	EA		6									18	10
F 00586	5310-639-7533	NUT, PLAIN HEXAGON (09367) 4511213	EA		6									18	3
F 00587	5305-506-5766	SCREW: PRESSURE ADJUSTING (09367) 4511214	EA		6									18	4
X2F 00588	2910-322-1988	SPINDLE, FUEL INJECTOR (09367) 4380198	EA		6									18	6
P F 00589	2910-630-3626	SPRING: INJECTOR NOZZLE (09367) 4511212	EA		6	2	3	5	2	3	5	60	60	18	5

(1) SMR CODE INDEX NO.	(2) FEDERAL STOCK NUMBER	(3) DESCRIPTION  REFERENCE NO. & MER CODE      USABLE ON CODE	(4) UNIT OF ISSUE	(5) UNIT OF MEAS	(6) QTY INC IN UNIT	(7) 30 DAY DS MAINT ALLOWANCE			(8) 30-DAY GS MAINT ALLOWANCE			(9) 1-YR ALW PER 100 EQUIP CNTGCV	(10) DEPOT MAINT ALW PER 100 EQUIP	(11) ILLUSTRATION	
						(a)	(b)	(c)	(a)	(b)	(c)			(a)	(b)
						1-20	21-50	51-100	1-20	21-50	51-100			FIGURE NO.	ITEM NO/
F 00590	5310-641-1644	WASHER, FLAT: INJECTOR (09367) 4511216	EA		12									18	2
X2O 00591	2910-718-4201	NUT: INJECTOR MTG (89923) 10430	EA		12									25	4
X1 00592	2910-654-3518	SEAL, INJECTOR BODY (89923) 24902 (COMPONENT OF GASKET SET, STOCK NO. 2815-757-7614, SEE GROUP 0100)	EA		6									18	8
O 00593	5310-012-0382	WASHER, LOCK: INJECTOR MTG (89923) 10940	EA		12									25	5
00594		0302 - FUEL PUMPS													
X2H 00595		ADAPTER ASSEMBLY: PUMP (89923) 19330	EA		1										
X2H 00596	2910-795-9579	ADAPTER: PUMP DRIVE (89923) 19227	EA		1									19	5
X2H 00597		STUD: PUMP ADAPTER (89923) 10948	EA		3									19	3
X1 00598	4710-284-2188	TUBE (79470) 48x4	EA		1										
X2H 00599		ARM: CONTROL (89923) 20530	EA		1									21	1
X1 00600	2910-720-2691	GASKET: ADAPTER TO END PLATE (89923) 19209 (COMPONENT or GASKET SET, STOCK No. 2815-757-7614, SEE GROUP 0100)	EA		1									19	4
X2H 00601		NUT, INJECTOR ADJUSTING (89923) 10430	EA		6									19	8
H 00602	5310-2083775	NUT, PLAIN, HEXAGON: ADAPTER (89923) 11504	EA		3									19	19

(1) SMR CODE INDEX NO.	(2) FEDERAL STOCK NUMBER	(3) DESCRIPTION  REFERENCE NO. & MER CODE      USABLE ON CODE	(4) UNIT OF ISSUE	(5) UNIT OF MEAS	(6) QTY INC IN UNIT	(7) 30 DAY DS MAINT ALLOWANCE			(8) 30-DAY GS MAINT ALLOWANCE			(9) 1-YR ALW PER 100 EQUIP CNTGCY	(10) DEPOT MAINT ALW PER 100 EQUIP	(11) ILLUSTRATION	
						(a)	(b)	(c)	(a)	(b)	(c)			(a)	(b)
						1-20	21-50	51-100	1-20	21-50	51-100			FIGURE NO.	ITEM NO/
H	5310-584-5005	NUT, PLAIN, HEXAGON: THROTTLE ARM	EA		1										
F 00604	5310-275-2017	NUT, SELF-LOCKING, HEXAGON (72962) 52TE054	EA		3										
P H 00605	2910-646-9726	PARTS KIT: FUEL INJECTION (84760) S2357	EA		1				*	2	2	20	50		
X1 16 00606	2910-640-9399	GASKET: CONTROL COVER  (84760) 635-2	EA		1	SEE	GRP	0308							19
X1 00607	2910-506-3975	GASKET: COVER PLATE (84760) 147	EA		2									21	30
X1 00608	5330-641-8287	PACKING, PREFORMED (84760) 307	EA		1									20	4
X1 00609		PACKING: PREFORMED, ADJUSTING HOLE (84760) 109-1	EA		2									21	36
X1 00610	5330-641-8291	PACKING, PREFORMED: HEAD (84760) 302	EA		1									20	5
X1 00611	5330-584-9022	PACKING, PREFORMED: HEAD LOCATING SCREW (84760) 1903	EA		1									21	42
X1 00612	5330-171-5641	PACKING, PREFORMED: HEAD PRIMER VALVE NUT (84760) 713	EA		1									20	2
X1 00613	5330-641-8283	PACKING, PREFORMED: SLEEVE (84760) 405	EA		2									20	24
X1 00614	5330-641-8282	PACKING; PREFORMED: THROTTLE SHAFT (84760) 627	EA		5									21	22
X1 00615	2910-795-9577	SEAL: INJECTION PUMP DRIVE SHAFT (89923) 26827	EA		2	SEE	GRP	0308							
X1 00616	2910-584-2999	SEAL, RUBBER ROUND: CAM HOLE (84760) 145-1	EA		1									21	31
X1 00617	5340-834-8377	SPACER, RING (8470) 313-2	EA		1									21	43

(1) SMR CODE INDEX NO.	(2) FEDERAL STOCK NUMBER	(3) DESCRIPTION  REFERENCE NO. & MER CODE      USABLE ON CODE	(4) UNIT OF ISSUE	(5) UNIT OF MEAS	(6) QTY INC IN UNIT	(7) 30 DAY DS MAINT ALLOWANCE			(8) 30-DAY GS MAINT ALLOWANCE			(9) 1-YR ALW PER 100 EQUIP CNTGCV	(10) DEPOT MAINT ALW PER 100 FOUIP	(11) ILLUSTRATION	
						(a)	(b)	(c)	(a)	(b)	(c)			(a)	(b)
						1-20	21-50	51-100	1-20	21-50	51-100			FIGURE NO.	ITEM NO/
00618	5310-209-2249	WASHER, FLAT (84760) 311	EA		13									21	46
P F 00619	2910-627-2486	PUMP, FUEL INJECTION (84760) DGFCR631-10C (INCLUDES COMPONENTS OF REPAIR KIT, STOCK; No. 2910-646-9726)	EA		1	*	*	*	*	*	*	4	3	19	21
X1 00620	2910-335-9301	ARM, ADJUSTABLE: THROTTLE (84760) 1319-1	EA		1										
X1 00621	2910-786-5217	ARM ASSEMBLY, METER (84760) 502-6A	EA		1									21	24
X1 00622		ARM, METERING VALVE (84760) 503-2	EA		1										
X1 00623		ARM: GOVERNOR (84760) 612-3	EA		1									21	16
X1 00624	2910-786-8080	BALL, BEARING: CHECK VALVE (84760) 1008	EA		1										
X1 00625	3120-886-6208	BEARING, SLEEVE (84760) 601-4	EA		1									20	20
X1 00626	2910-887-1544	BLADE, TRANSFER PUMP (84760) 306	EA		1									20	7
00627	4730-335-9315	BOLT FLUID PASSAGE: FUEL LINE CONNECTOR (84760) 310	EA		6										
00628	5306-819-3038	BOLT MACHINE (8760) 308-1	EA		2									21	7
X1 00629	2910-347-5599	CAM: SHUT-OFF (84760) 669-2	EA		1									21	27
X1 00630	2910-790-7771	CLAMP, SPRING: LEAF, MAIN (84760) 213-6-2	EA		1									20	12
X1 00631	2910-335-9314	CONNECTOR, MULTIPLE (84760) 309-1	EA		6										

(1) SMR CODE INDEX NO.	(2) FEDERAL STOCK NUMBER	(3) DESCRIPTION  REFERENCE NO. & MER CODE      USABLE ON CODE	(4) UNIT OF ISSUE	(5) UNIT OF MEAS	(6) QTY INC IN UNIT	(7) 30 DAY DS MAINT ALLOWANCE			(8) 30-DAY GS MAINT ALLOWANCE			(9) 1-YR ALW PER 100 EQUIP CNTGCV	(10) DEPOT MAINT ALW PER 100 EQUIP	(11) ILLUSTRATION		
						(a)	(b)	(c)	(a)	(b)	(c)			(a)	(b)	
						1-20	21-50	51-100	1-20	21-50	51-100			FIGURE NO.	ITEM NO/	
X1 00632	2910-768-4091	COVER ASSEMBLY: GOVERNOR CONTROL (84760) 636-16-11A	EA		1											
X1 00633	2910-562-9623	ARM ASSEMBLY: SHUT-DOWN (84760) 803-4A	EA		1											
X1 00634		ARM: SHUT-DOWN (84760) 803-2	EA		1											
X1 00635		EXTENSION: SHUT-DOWN ARM (84760) 819-2	EA		1											
X1 00636	2990-789-0625	COVER: GOVERNOR HOUSING (84760) 636-16-1	EA		1									19	17	
X1 00637		FRAME: SOLENOID (84760) 801-5	EA		1											
00638	5310-012014	NUT, PLAIN, HEXAGON: SHUT-OFF (89923) 40980	EA		4											
X1 00639		PLUNGER: SOLENOID (84760) 806-3	EA		1											
X1 00640		COIL: SOLENOID (84760) 805-8	EA		1											
00641	5310-012-0622	NUT , PLAIN, HEXAGON: SOLENOID (89923) 41972	EA		4											
00642	5305-984-6194	SCREW MACHINE: SOLENOID (84760) 812-2	EA		2											
X1 00643	5330-830-7825	WASHER NONMETALLIC (84760) 808-2	EA		2											
00644	5305-789-0624	SCREW( SHUT-OFF (84760) 642	EA		3											
00645	5305-810-5543	SCREW, MACHINE: SHUT-OFF (89923) 41048	EA		3									19	18	
00646	5305-958-5473	SCREW, MACHINE: SOLENOID (84760) 807	EA		1											

(1) SMR CODE INDEX NO.	(2) FEDERAL STOCK NUMBER	(3) DESCRIPTION  REFERENCE NO. & MER CODE      USABLE ON CODE	(4) UNIT OF ISSUE	(5) UNIT OF MEAS	(6) QTY INC IN UNIT	(7) 30 DAY DS MAINT ALLOWANCE			(8) 30-DAY GS MAINT ALLOWANCE			(9) 1-YR ALW PER 100 EQUIP CNTGCV	(10) DEPOT MAINT ALW PER 100 EQUIP	(11) ILLUSTRATION		
						(a)	(b)	(c)	(a)	(b)	(c)			(a)	(b)	
						1-20	21-50	51-100	1-20	21-50	51-100			FIGURE NO.	ITEM NO/	
X1 00647	2920-894-9391	SOLENOID, ELECTRICAL (84760) 801-15A	EA		1											
X1 00648	5340-691-7207	SPRING, HELICAL, EXTENSION: GOVERNOR CONTROL (84760) 804-1	EA		1											
X1 00649	5330-786-4025	TUBE, SOLENOID FRAME: INSULATING COVER (84760) 816-2	EA		2											
X1 00650	5330-171-5509	WASHER, NONMETALLIC: CONTACT SCREW (84760) 815-1	EA		2											
X1 00651	2910-787-6422	COVER, PLATE, ACCESS (84760) 146-1	EA		1									21		29
X1 00652	2910-321-8738	FILTER ELEMENT, INJECTOR: FUEL (84760) 1403-1A	EA		1									20		1
X1 00653		CAP: FUEL FILTER (84760) 1402-1	EA		1											
X1 00654		ELEMENT: FUEL (84760) 1404-2	EA		1											
X1 00655	2990-786-6341	GUIDE, GOVERNOR IDLER (84160) 620-1	EA		1									21		11
X1 00656		HEAD AND ROTOR: FUEL PUMP (84760) 201-758AS	EA		1									20		13
X1 00657	2910-965-9904	GASKET (84760) 203	EA		1											
X1 00658		HEAD ASSEMBLY, HYDRAULIC (84760) 301-4A	EA		1											
X1 00659		HEAD, HYDRAULIC CYLINDER (8476) 301-4	EA		1											
X1 00660		HEAD SLEEVE (84760) 319-2	EA		1											

(1) SMR CODE INDEX NO.	(2) FEDERAL STOCK NUMBER	(3) DESCRIPTION  REFERENCE NO. & MER CODE      USABLE ON CODE	(4) UNIT OF ISSUE	(5) UNIT OF MEAS	(6) QTY INC IN UNIT	(7) 30 DAY DS MAINT ALLOWANCE			(8) 30-DAY GS MAINT ALLOWANCE			(9) 1-YR ALW PER 100 EQUIP CNTGCV	(10) DEPOT MAINT ALW PER 100 EQUIP	(11) ILLUSTRATION	
						(a)	(b)	(c)	(a)	(b)	(c)			(a)	(b)
						1-20	21-50	51-100	1-20	21-50	51-100			FIGURE NO.	ITEM NO/
X1 00661		PLUNGER, HYDRAULIC PUMP (84760) 204-31	EA		2										
00662	5305-978-9346	SCREW, CAP, SOCKET: HEAD AND ROTOR (84766) 202	EA		1										
X1 00663		HOUSING, PILOT TUBE (84760) 101-50-1A	EA		1									21	20
X1 00664	2910-787-6426	HOUSING, TIMING FRONT: INJECTION PUMP (84760) 1001-4	EA		1									21	33
X1 00665	2910-788-0989	LEVER: THROTTLE SHAFT (84760) 12221	EA		1									21	10
X1 00666	2910-646-6800	LINER, TRANSFER PUMP (84760) 305-1	EA		1									20	6
X1 00667		LINK: GOVERNOR CONTROL (84760) 607-4A	EA		1									21	15
X1 00668		BRACKET: SHUT-OFF (84760) 679	EA		1									21	19
X1 00669		HOOK: GOVERNOR CONTROL LINK (84760) 607-4	EA		1									21	18
X1 00670	2910-791-9437	NUT: CAP, PIVOT SHAFT (84760) 678	EA		2									21	23
F 00671	5310-012-0614	NUT, PLAIN, HEXAGON (89923) 40980	EA		4									21	5
X1 00672		NUT, SCREW (1) (89923) 643	EA		0									21	26
00673	5310-790-5594	NUT, SELF-LOCKING, HEXAGON: TORQUE SCREW (64760) 511-3	EA		1									21	51
X1 00674	5330-584-9022	PACKING, PREFORMED: FUEL PUMP (79150) 72709	EA		1										



(1) SMR CODE INDEX NO.	(2) FEDERAL STOCK NUMBER	(3) DESCRIPTION  REFERENCE NO. & MER CODE      USABLE ON CODE	(4) UNIT OF ISSUE	(5) UNIT OF MEAS	(6) QTY INC IN UNIT	(7) 30 DAY DS MAINT ALLOWANCE			(8) 30-DAY GS MAINT ALLOWANCE			(9) 1-YR ALW PER 100 EQUIP CNTGCV	(10) DEPOT MAINT ALW PER 100 EQUIP	(11) ILLUSTRATION	
						(a)	(b)	(c)	(a)	(b)	(c)			(a)	(b)
						1-20	21-50	51-100	1-20	21-50	51-100			FIGURE NO.	ITEM NO/
X1 00675		PIN METERING VALVE (84760) 504-2	EA		1									21	9
X1 00676	2910-786-8079	PISTON, AUTOMATIC: INJECTION PUMP (84760) 1018-6	EA		1									21	35
X1 00677	2910-786-6342	PISTON POWER GOVERNOR: PUMP (84760) 1022-4	EA		1									21	44
X1 00678	2910-321-8737	PISTON, REGULATING (84760) 406	EA		1									20	27
X1 00679	2910-335-9319	PLATE ASSEMBLY, PLAIN END (84760) 402-2AC	EA		1									20	3
X1 00680		PIN, SPRING (72962) 59R5011-125-0265	EA		1									21	8
X1 00681	2910-786-3973	PLATE, END (84760) 402-1	EA		1										
X1 00682	2910-787-6431	PLATE: END AUTOMATIC (84760) 1021-5	EA		1									21	47
X1 00683	2910-787-6430	PLATE: END, SPRING SIDE (84760) 1021-4	EA		1									21	37
X1 00684		PLATE, IDENTIFICATION (84760) 112	EA		1										
X1 00685	2910-335-9324	PLUG END PLATE (84760) 408	EA		1									20	23
X1 00686	4730-789-0595	PLUG, PIPE (84760) 411	EA		1									20	29
X1 00687		RETAINER ASSEMBLY, WEIGHT (84760) 604-7A301	EA		1									20	17
X1 00688		RETAINER ASSEMBLY, GOVERNOR WEIGHT (84760) 604-7A	EA		1										

(1) SMR CODE INDEX NO.	(2) FEDERAL STOCK NUMBER	(3) DESCRIPTION  REFERENCE NO. & MER CODE      USABLE ON CODE	(4) UNIT OF ISSUE	(5) UNIT OF MEAS	(6) QTY INC IN UNIT	(7) 30 DAY DS MAINT ALLOWANCE			(8) 30-DAY GS MAINT ALLOWANCE			(9) 1-YR ALW PER 100 EQUIP CNTGCV	(10) DEPOT MAINT ALW PER 100 EQUIP	(11) ILLUSTRATION		
						(a)	(b)	(c)	(a)	(b)	(c)			(a)	(b)	
						1-20	21-50	51-100	1-20	21-50	51-100			FIGURE NO.	ITEM NO/	
X1 00689		RETAINER: GOVERNOR WEIGHT (84760) 604A	EA		1											
00690	5340-282-7145	RING RETAINING (84760) 677	EA		1									20	18	
X1 00691	2990-787-6424	RETAINER GOVERNOR: IDLING SPRING (84760) 663-1	EA		1									21	13	
X1 00692	2910-980-6685	RING CAM (84760) 110-26	EA		1									20	16	
X1 00693		RING, RETAINING: PIVOT SMAFT (89462) 5100-93	EA		1											
00694	5320-995-1875	RIVET, SOLID (84760) 519	EA		1											
X1 00695	2910-887-1539	ROLLER, BEARING: BRAKE CAM (93742) 108-3447	EA		2									20	15	
X1 00696	2910-335-9311	ROTOR, TRANSFER PUMP (84760) 304-2	EA		1									20	8	
X1 00697		SCREW: BODY CLAMP (84760) 1003-2	EA		1									21	41	
X1 00698	2910-787-6428	SCREW: CAM RING ADVANCE (84760) 1013	EA		1									21	32	
00699	5305-207-7759	SCREW, CAP, SOCKET, HEAD: BRAKE CAM (84760) 212	EA		1									20	9	
00700	5305-978-9369	SCREW, CAP, SOCKET HEAD FUEL PUMP	EA		1											
00701	5305-978-9355	SCREW, CAP SOCKET HEAD: GOVERNOR CONTROL (89923) 41287	EA		2									21	38	
00702	5305-978-9369	SCREW, CAP SOCKET HEAD: GOVERNOR CONTROL (89923) 41055	EA		1											
X1 00703		SCREW: CHECK VALVE (84760) 1009-1	EA		2									21	39	

(1) SMR CODE INDEX NO.	(2) FEDERAL STOCK NUMBER	(3) DESCRIPTION  REFERENCE NO. & MER CODE      USABLE ON CODE	(4) UNIT OF ISSUE	(5) UNIT OF MEAS	(6) QTY INC IN UNIT	(7) 30 DAY DS MAINT ALLOWANCE			(8) 30-DAY GS MAINT ALLOWANCE			(9) 1-YR ALW PER 100 EQUIP CNTGCY	(10) DEPOT MAINT ALW PER 100 EQUIP	(11) ILLUSTRATION		
						(a)	(b)	(c)	(a)	(b)	(c)			(a)	(b)	
						1-20	21-50	51-100	1-20	21-50	51-100			FIGURE NO.	ITEM NO/	
F 02100	5306-240-0795	BOLT, GOVERNOR TO FBEL PUMP (11083) 2B2694	EA		2											
P O 02101		FITTING, TUBE, VENOR, DRAIN (11083) 7L2930	EA		1	*	2	2	*	2	2	20	25			
X1 02102	4730-848-7131	NUT, TUBE COUPLING: FITTING (11083) 4H2497	EA		1											
X1 02103		SLEEVE FITTING (11083) 7L3035	EA		1											
P O 02104		FITTING, TUBE, VENOR, DRAIN (11683) 7L5654	EA		1	*	2	2	*	2	2	20	25			
X1 02105	4730-884-7131	NUT, TUBE COUPLING: FITTING (11083) 4H2497	EA		1											
X1 02106		SLEEVE FITTING (11803) 7L3035	EA		1											
P F 02107	2990-898-6697	GASKET (11083) 8H9223 (COMPONENT OF GASKET KIT, STOCK No. (11083) 5S4048, SEE GROUP 0100)	EA		1	*	*	2	*	*	2	10				
P F R 02108		GOVERNOR ASSEMBLY (11083) 4L6480	EA		1	*	*	2	*	*	2	10	5	70		
P H 02109		ADAPTER, SPRING, SEAT (11083) 3L5932	EA		1				*	*	*	2	*	70	32	
P H 02110	2990-858-6204	BEARING (11083) 8H9187	EA		1				*	*	2	10	25	70	27	
X2F 02111		BOLT, MACHINE: ADJUSTING SCREW COVER (11083) 5L7812	EA		1									70	11	
X2H 02112		BOLT, MACHINE: COVER MTG (11083) 4L9970	EA		1									70	1	
H 02113	5306-240-0799	BOLT, MACHINE: COVER MTG (11083) S1618	EA		2									70	40	

(1) SMR CODE INDEX NO.	(2) FEDERAL STOCK NUMBER	(3) DESCRIPTION  REFERENCE NO. & MER CODE      USABLE ON CODE	(4) UNIT OF ISSUE	(5) UNIT OF MEAS	(6) QTY INC IN UNIT	(7) 30 DAY DS MAINT ALLOWANCE			(8) 30-DAY GS MAINT ALLOWANCE			(9) 1-YR ALW PER 100 EQUIP CNTGCY	(10) DEPOT MAINT ALW PER 100 EQUIP	(11) ILLUSTRATION	
						(a)	(b)	(c)	(a)	(b)	(c)			(a)	(b)
						1-20	21-50	51-100	1-20	21-50	51-100			FIGURE NO.	ITEM NO/
X1 00718	2910-335-9328	SHAFT ASSEMBLY: THROTTLE (84760) 622-4A	EA		1									21	6
X1 00719		ARM: THROTTLE CONTROL (84760) 1302-1	EA		1										
X1 00720		SHAFT: THROTTLE CONTROL (84760) 623-4	EA		1										
X1 00721	2910-335-9331	SHAFT: GOVERNOR ARM (84760) 664-1	EA		1									21	21
X1 00722	2910-734-0153	SHOE PLUNGER, PUMP (84760) 205-2	EA		2									20	14
X1 00723	2910-627-2531	SLEEVE, END PLATE (84760) 404-11-1	EA		1									20	26
X1 00724	2910-821-0451	SPACER SLEEVE: THROTTLE LEVER ARM (84760) 688	EA		1									21	34
X1 00725	2910-335-9323	SPRING, HELICAL, COMPRESSION (84760) 407-2	EA		1									20	25
X1 00726	2910-788-0987	SPRING, HELICAL, COMPRESSION (84760) 621-17	EA		1									21	14
X1 00727	5306-00-816-8287	SPRING, HELICAL, COMPRESSION (84760) 619-12	EA		1									21	12
X1 00728	2910-786-8078	SPRING, HELICAL, COMPRESSION: CHECK VALVE (84760) 1011-1	EA		1										
X1 00729	2910-335-9320	SPRING HELICAL, COMPRESSION: HEAD AND ROTOR (84760) 403	EA		1									20	28
X1 00730	2910-787-6429	SPRING, HELICAL, COMPRESSION: OUTER AUTOMATIC ADVANCE (84760) 1020-2	EA		1									21	45
X1 00731	2910-335-9327	SPRING, HELICAL, EXTENSION (84760) 609-3	EA		1									21	17
X1 00732	5340-315-1087	SPRING, LEAF: No. 2 (84760) 213-1	EA		1									20	11

(1) SMR CODE INDEX NO.	(2) FEDERAL STOCK NUMBER	(3) DESCRIPTION  REFERENCE NO. & MER CODE      USABLE ON CODE	(4) UNIT OF ISSUE	(5) UNIT OF MEAS	(6) QTY INC IN UNIT	(7) 30 DAY DS MAINT ALLOWANCE			(8) 30-DAY GS MAINT ALLOWANCE			(9) 1-YR ALW PER 100 EQUIP CNTGCY	(10) DEPOT MAINT ALW PER 100 EQUIP	(11) ILLUSTRATION	
						(a)	(b)	(c)	(a)	(b)	(c)			(a)	(b)
						1-20	21-50	51-100	1-20	21-50	51-100			FIGURE NO.	ITEM NO/
X1 00733	5340-315-1088	SPRING LEAF: No. 3 (84760) 213-2	EA		1									20	10
X1 00734	2910-788-0988	STUD: SPRING GUIDE (84760) 662-5	EA		1									21	8
X20 00735	2910-860-5285	VALVE: INJECTOR (84760) 1638-1A	EA		1	SEE	GRP	0306							
X1 00736	2910-335-9325	VALVE, METERING: FUEL (84760) 501-8	EA		1									20	22
00737	5310-787-6466	WASHER, CONCAVE: FLAT, INJECTION PUMP (84760) 1007-1	EA		2										
00078	5310-639-7667	WASHER, FLAT: GUIDE STUD (84760) 2009	EA		1									21	9
00739	5310-818-1251	WASHER, FLAT: SEAL, PIVOT SHAFT (84760) 670-1	EA		2										
00740	5310-837-5455	WASHER: FUEL PUMP (84760) 1824	EA		1										
X1 00741		WASHER: GOVERNOR CONTROL (89923) 505	EA		2									21	3
00742	5310-595-7190	WASHER, LOCK, GOVERNOR CONTROL (78189) 1268-00	EA		1										
00743	5310-013-8530	WASHER METERING VALVE (78189) 1210-00	EA		1									21	40
X1 00744	5330-171-5660	WASHER, NONMETALLIC: GUIDE STUD (84760) 671	EA		1										
X1 00745	2910-294-2219	WASHER, THRUST (84760) 602-1	EA		1									20	19
X1 00746	2990-786-3967	WEIGHT, GOVERNOR CONTROL (84760) 603-10-1	EA		4									21	40
00747	5305-068-0050	SCREW, CAP, HEXAGON HEAD: THROTTLE ARM	EA		1										

(1) SMR CODE INDEX NO.	(2) FEDERAL STOCK NUMBER	(3) DESCRIPTION  REFERENCE NO. & MER CODE      USABLE ON CODE		(4) UNIT OF ISSUE	(5) UNIT OF MEAS	(6) QTY INC IN UNIT	(7) 30 DAY DS MAINT ALLOWANCE			(8) 30-DAY GS MAINT ALLOWANCE			(9) 1-YR ALW PER 100 EQUIP CNTGCV	(10) DEPOT MAINT ALW PER 100 EQUIP	(11) ILLUSTRATION	
							(a)	(b)	(c)	(a)	(b)	(c)			(a)	(b)
							1-20	21-50	51-100	1-20	21-50	51-100			FIGURE NO.	ITEM NO/
X2F 00748		STUD: ADAPTER (89923) 14719	EA		3										19	9
X2H 00749		SUPPORT: SHUT-DOWN CABLE (89923) 20548	EA		1											
00750	5310-582-5977	WASHER, FLAT: ADAPTER TO END PLATE (89923) 10726	EA		6										19	6
00751	5310-616-3023	WASHER: INJECTOR PUMP (89923) 10314	EA		3											
H 00752	5310-968-0180	WASHER, LOCK: ADAPTER (89923) 11377	EA		3										19	20
H 00753	5310-261-7340	WASHER, LOCK: ADAPTER TO END PLATE (89923) 1094	EA		6										19	7
00754		0304 - AIR CLEANER														
X20 00155	2940-142-0130	AIR CLEANER: INTAKE (18265) A14111	EA		1										22	36
X20 00756	2940-367-7344	BAND ASSEMBLY: AIR CLEANER (18265) P4402	EA		2										22	32
X2 00757	2940-788-1115	BASE AIR CLEANER: CARBURETOR (18265) P10022	EA		1										22	26
X2C 00758		BASE AIR CLEANER: CARBURETOR (18265) P9217	EA		1										22	30
X2C 00759		BOLT: AIR CLEANER SUPPORT (18265) P4847	EA		2										22	34
X20 00760		CAP: AIR CLEANER (18265) H165	EA		1										22	1
O 00761	5310-353-4961	NUT, PLAIN, WING: AIR CLEANER (18265) P2274	EA		3										22	29
O 00762	5310-538-6072	NUT, WING: AIR CLEANER SUPPORT BOLT (18265) P4196	EA		2										22	27

(1) SMR CODE INDEX NO.	(2) FEDERAL STOCK NUMBER	(3) DESCRIPTION  REFERENCE NO. & MER CODE      USABLE ON CODE	(4) UNIT OF ISSUE	(5) UNIT OF MEAS	(6) QTY INC IN UNIT	(7) 30 DAY DS MAINT ALLOWANCE			(8) 30-DAY GS MAINT ALLOWANCE			(9) 1-YR ALW PER 100 EQUIP CNTGCV	(10) DEPOT MAINT ALW PER 100 EQUIP	(11) ILLUSTRATION	
						(a)	(b)	(c)	(a)	(b)	(c)			(a)	(b)
						1-20	21-50	51-100	1-20	21-50	51-100			FIGURE NO.	ITEM NO/
P O 00763	2940-741-5490	PACKING, PREFORMED: AIR CLEANER (18265) P9588	EA		1	*	2	2	*	2	2	20	100	22	33
O 00764	5310-167-0835	WASHER: AIR CLEANER SUPPORT BOLT	EA		2									22	28
O 00765	5306-225-8502	BOLT, MACHINE: AIR CLEANER CAP CLAMP	EA		3									22	2
O 00766	4730-289-0108	CLAMP: HOSE (89923) 13716	EA		2									22	5
X20 00767	5340-801-1420	CLAMP, LOOP: AIR CLEANER CAP (18265) P4999	EA		1									22	35
M O 00768		HOSE: AIR DUCT  MANUFACTURE FROM:	EA		1									22	6
P O 00769	4720-00-051-4670	HOSE, RUBBER	FT			SEE	GRP	0501							
X20 00770	2910-718-4201	NUT, INJECTOR, ADJUSTING: BAND AND SUPPORT (89923) 10430	EA		9									22	22
O 00771	5310-010-9885	NUT, SLOTTED, HEXAGON: AIR CLEANER CAP CLAMP	EA		3									22	4
O 00772	5305-269-2801	SCREW, CAP HEXAGON: AIR CLEANER BAND (89923) 12268	EA		6									22	31
O 00773	5305-269-2805	SCREW, CAP, HEXAGON: SUPPORT	EA		2									22	41
X20 00774		SPACER: MANIFOLD, AIR CLEANER (89923) 20469	EA		3									22	25
X20 00775		STUD, PLAIN: MAIN SUPPORT, AIR CLEANER (89923) 22191	EA		3									22	24
X20 00776		SUPPORT: AIR CLEANER (89923) 20559	EA		1									22	39

(1) SMR CODE INDEX NO.	(2) FEDERAL STOCK NUMBER	(3) DESCRIPTION  REFERENCE NO. & MER CODE      USABLE ON CODE	(4) UNIT OF ISSUE	(5) UNIT OF MEAS	(6) QTY INC IN UNIT	(7) 30 DAY DS MAINT ALLOWANCE			(8) 30-DAY GS MAINT ALLOWANCE			(9) 1-YR ALW PER 100 EQUIP CNTGCV	(10) DEPOT MAINT ALW PER 100 EQUIP	(11) ILLUSTRATION	
						(a)	(b)	(c)	(a)	(b)	(c)			(a)	(b)
						1-20	21-50	51-100	1-20	21-50	51-100			FIGURE NO.	ITEM NO/
X20 00777		SUPPORT: AIR CLEANER (89923) 20560	EA		1									22	40
O 00778	5310-012-0214	WASHER, LOCKS AIR CLEANER CAP CLAMP (89923) 11014	EA		3									22	3
O 00779	5310-012-0382	WASHER, LOCK: BAND AND SUPPORT (89923) 10940	EA		9									22	23
00780		0305 - BLOWER													
X20 00781		ADAPTER: AIR INLET, FRONT BLOWER (89923) 19020	EA		1									22	20
X20 00782		ADAPTER: AIR INLET, REAR BLOWER (89923) 19022	EA		1									22	12
X2 00783	2815-529-9689	BEARING, SLEEVE: BLOWER END PLATE (89923) C119044	EA		4									23	20
X20 00784		BLOCK ADAPTER (89923) 21291	EA		1									22	9
X2F 00785	2990-322-1969	BLOWER, AIR: REAR (89923) 18502 (INCLUDES COMPONENTS OF PARTS KIT, STOCK No. 2815-651 8539)	EA		1										
F 00786	5306-017-9826	BOLT: AIR SLOWER COVER (89923) 10758	EA		47									23	33
F 00787	5306-022-0623	BOLT: IMPELLER (89923) 40313	EA		16									23	25
F 00788	5306-225-9081	BOLT, MACHINE: IMPELLER (89923) 40312	EA		16									23	19
X2F 00789	2815-325-5797	COUPLING SHAFT, RIGID: IMPELLER (89923) 15918	EA		2									23	2
X2F 00790	2910-507-6107	COVER, BLOWER DRIVE (89923) 40292	EA		2										



(1) SMR CODE INDEX NO.	(2) FEDERAL STOCK NUMBER	(3) DESCRIPTION  REFERENCE NO. & MER CODE      USABLE ON CODE	(4) UNIT OF ISSUE	(5) UNIT OF MEAS	(6) QTY INC IN UNIT	(7) 30 DAY DS MAINT ALLOWANCE			(8) 30-DAY GS MAINT ALLOWANCE			(9) 1-YR ALW PER 100 EQUIP CNTGCV	(10) DEPOT MAINT ALW PER 100 FOUIP	(11) ILLUSTRATION		
						(a)	(b)	(c)	(a)	(b)	(c)			(a)	(b)	
						1-20	21-50	51-100	1-20	21-50	51-100			FIGURE NO.	ITEM NO/	
X1 00791	2815-718-4598	COLLECTOR, FUEL BLOWER (89923) 41155	EA		4											
X1 00792	2815-961-5561	DOWEL: BLOWER COVER (89923) 40295	EA		2									23		37
X1 00793		DOWEL, STRAIGHT, HEADLESS (89923) 40297	EA		2											
X1 00794		PLATE: END (89923) 41159	EA		2									23		14
X1 00795	2990-818-9864	TUBE: OIL DRAIN (89923) 41157	EA		2									23		38
X2F 00796	2990-322-1980	COVER: BLOWER HOUSING (8993) 4298 (USED ON BLOWER, STOCK No. 2815-653-5761, ONLY)	EA		1									23		31
X2F 00797	2990-322-1980	COVER: BLOWER HOUSING (8993) 40298 (USED ON BLOWER, STOCK No. 2990-322-1969, ONLY)	EA		2											
X2F 00798	2815-322-1981	COVER: BLOWER HOUSING (8193) 40299 (USED ON BLOWER, STOCK No. 2815-653-5761, ONLY)	EA		1											
X1 00799		COVER: BLOWER HOUSING (89923) 40552 (USED ON BLOWER, STOCK No. 2815-653-5761, ONLY)	EA		1									23		3
X2F 00800	2815-287-7285	GEAR: SPUR IMPELLER (89923) 40308	EA		2									23		27
X2F 00801	2990-509-1729	HOUSING ASSEMBLY: BLOWER (89923) 40286	EA		2											
X1 00802	4450-377-9052	FERRULE: SLOWER HOUSING DRAIN DUCT (89923) 40287	EA		4									23		9
X1 00803		HOUSING: BLOWER (89923) 41156	EA		2									23		8

(1) SMR CODE INDEX NO.	(2) FEDERAL STOCK NUMBER	(3) DESCRIPTION  REFERENCE NO. & MER CODE      USABLE ON CODE	(4) UNIT OF ISSUE	(5) UNIT OF MEAS	(6) QTY INC IN UNIT	(7) 30 DAY DS MAINT ALLOWANCE			(8) 30-DAY GS MAINT ALLOWANCE			(9) 1-YR ALW PER 100 EQUIP CNTGCV	(10) DEPOT MAINT ALW PER 100 EQUIP	(11) ILLUSTRATION	
						(a)	(b)	(c)	(a)	(b)	(c)			(a)	(b)
						1-20	21-50	51-100	1-20	21-50	51-100			FIGURE NO.	ITEM NO/
X2F 00804	6115-214-2682	HOUSING: BLOWER BEARING (89923) 41146	EA		8									23	2
X2F 00805	2815-374-8262	IMPELLER: FRONT CENTRIFUGAL BLOWER (89923) 40288 (USED ON BLOWER, STOCK No. 2815-653-5761, ONLY)	EA		1									23	1
X2F 00806	2815-374-8263	IMPELLER: FRONT CENTRIFUGAL SLOWER (89923) 40289 (USED ON BLOWER, STOCK No. 2815-653-5761, ONLY)	EA		1									23	41
X2F 00807	2815-374-8264	IMPELLER: REAR CENTRIFUGAL SLOWER (89923) 40290 (USED ON BLOWER, STOCK No. 2990-322-1969, ONLY)	EA		1									23	11
X2F 00808	2815-374-8265	IMPELLER: REAR CENTRIFUGAL SLOWER (89923) 40291 (USED ON BLOWER, STOCK No. 2990-322-1969, ONLY)	EA		1									23	11
F 00809	5310-638-1173	NUT PLAIN ROUND: IMPELLER (89923) 40310	EA		4									23	30
X2F 00810		PLATE ASSEMBLY: AIR SLOWER (89923) 40294 (USED ON BLOWER, STOCK No. 2990-322-1969, ONLY)	EA		1										
X1 00811	2815-718-4598	COLLECTOR, FUEL BLOWER (89923) h1155	EA		2									23	35
X1 00812	2815-961-5561	DOWEL, BLOWER COVER (89923) 40295	EA		1									23	37
X1 00813		DOWEL, STRAIGHT, HEADLESS (89923) 40297	EA		1										
X1 00814	5315-010-3749	PIN, STRAIGHT, HEADLESS (89923) 40296	EA		1									23	12
X1 00815		PLATE, END: AIR BLOWER (89923) 41154	EA		1									23	48
X2F 00816	2990-322-1990	PLATE ASSEMBLY: PUMP END (89923) 40293 (USED ON BLOWER, STOCK No. 2815-653-5761, ONLY)	EA		1										

(1) SMR CODE INDEX NO.	(2) FEDERAL STOCK NUMBER	(3) DESCRIPTION  REFERENCE NO. & MER CODE      USABLE ON CODE	(4) UNIT OF ISSUE	(5) UNIT OF MEAS	(6) QTY INC IN UNIT	(7) 30 DAY DS MAINT ALLOWANCE			(8) 30-DAY GS MAINT ALLOWANCE			(9) 1-YR ALW PER 100 EQUIP CNTGCY	(10) DEPOT MAINT ALW PER 100 EQUIP	(11) ILLUSTRATION	
						(a)	(b)	(c)	(a)	(b)	(c)			(a)	(b)
						1-20	21-50	51-100	1-20	21-50	51-100			FIGURE NO.	ITEM NO/
X1 00817	2815-718-4598	COLLECTOR, FUEL BLOWER (89923) 41155	EA		2										
X1 00818		DOWEL, HOLLOW (89923) 40295	EA		1								23	37	
X1 00819		DOWEL, STRAIGHT, HEADLESS (89923) 40297	EA		3										
X1 00820		PLATE: PUMP END (89923) 41154	EA		1								23	48	
X2F 00821	53W598-1163	RING, RETAINING: IMPELLER (89923) 15919	EA		1								23	34	
X2F 00822	6115-377-9053	SHIM BEARING HOUSING: SLOWER AND WATER PUMP (89923) 40306	EA		6								23	36	
X2F 00823	2815-531-8423	SHIM: BLOWER AND WATER PUMP (89923) 40307	EA		1								23	22	
X2F 00824	2815-619-3195	SHIM: BLOWER AND WATER PUMP (89923) 41149	EA		6								23	36	
X2F 00825	2815-651-8538	SHIM: END PLATE TO HOUSING (89923) 41145 (AS REQUIRED) (USED ON BLOWER, STOCK No. 2815-653-5761, ONLY)	EA		0								23	47	
F 00826	5310-010-3320	WASHER, LOCK: AIR BLOWER COVER (89923) 11014	EA		47								23	32	
F 00827	5310-509-2129	WASHER, RECESSED: IMPELLER (89923) 40309	EA		4								23	29	
X2F 00828	2990-661-3124	WASHER, THRUST: BLOWER AND WATER PUMP (89923) 40305	EA		4								23	23	
M F 00829		WIRE  (89923) 40094 MANUFACTURE FROM:	EA		2								23	26	
P F 00830	9905-198-9105	WIRE, STEEL (12 IN. REQUIRED FOR EACH WIRE)	RL			SEE	GRP	9501							

(1) SMR CODE INDEX NO.	(2) FEDERAL STOCK NUMBER	(3) DESCRIPTION  REFERENCE NO. & MER CODE      USABLE ON CODE	(4) UNIT OF ISSUE	(5) UNIT OF MEAS	(6) QTY INC IN UNIT	(7) 30 DAY DS MAINT ALLOWANCE			(8) 30-DAY GS MAINT ALLOWANCE			(9) 1-YR ALW PER 100 EQUIP CNTGCY	(10) DEPOT MAINT ALW PER 100 EQUIP	(11) ILLUSTRATION	
						(a)	(b)	(c)	(a)	(b)	(c)			(a)	(b)
						1-20	21-50	51-100	1-20	21-50	51-100			FIGURE NO.	ITEM NO/
0 00831	5306-225-8500	BOLT, MACHINE: ADAPTER TO BLOWER (89923) 10729	EA		8									22	15
F 00832	5306-225-8499	BOLT, MACHINE: BLOWER (89923) 10625	EA		12									23	46
0 00833	5306-225-9081	BOLT, MACHINE: BLOWER ADAPTER MTG (89923) 10829	EA		8									22	38
0 00834	5306-225-8507	BOLT, MACHINE: FLANGE TO ADAPTER (89923) 13136	EA		4									22	37
X2F 00835		CLAMP: FRONT BLOWER LINE (89923) 19082	EA		1										
0 00836	4730-289-0108	CLAMP HOSE (89923) 13716	EA		2									22	5
F 00837	4730-708-5196	CLAMP, HOSE: BLOWER (89923) 18634	EA		2										
X2O 00838		CLOTH ASBESTOS: ADAPTER TO BLOWER (89923) 21517	EA		1									22	17
X2F 00839		FLANGE AND ELBOW ASSEMBLY: DRAIN (89923) 17251	EA		1										
0 00840	4730-277-5543	ELBOW: BLOWER DRAIN LINE (89923) 13012	EA		1	SEE	GRP	106							
X1 00841		FLANGE, PIPE (89923) 14863	EA		1										
X2F 00842		FLANGE AND ELBOW ASSEMBLY: FRONT SLOWER (89923) 19075	EA		1									23	16
X1 00843		FLANGE: PIPE (89923) 19077	EA		1										
X2F 00844		FLANGE AND ELBOW ASSEMBLY: OIL DRAIN (89923) 13010	EA		1									23	40
X1 00845		FLANGE: OIL DRAIN (89923) 13011	EA		1										

(1) SMR CODE INDEX NO.	(2) FEDERAL STOCK NUMBER	(3) DESCRIPTION  REFERENCE NO. & MER CODE      USABLE ON CODE	(4) UNIT OF ISSUE	(5) UNIT OF MEAS	(6) QTY INC IN UNIT	(7) 30 DAY DS MAINT ALLOWANCE			(8) 30-DAY GS MAINT ALLOWANCE			(9) 1-YR ALW PER 100 EQUIP CNTGCY	(10) DEPOT MAINT ALW PER 100 EQUIP	(11) ILLUSTRATION		
						(a)	(b)	(c)	(a)	(b)	(c)			(a)	(b)	
						1-20	21-50	51-100	1-20	21-50	51-100			FIGURE NO.	ITEM NO/	
X2F 00846		FLANGE AND TEE ASSEMBLY: REAR BLOWER (89923) 19076	EA		1											
X1 00847		FLANGE, PIPE (89923) 19077	EA		1											
O 00848	4730-279-0478	TEE PIPE TO TUBE (89923) 17611	EA		1	SEE	GRP	0106								
X2F 00849		FLANGE ASSEMBLY: OIL DRAIN (89923) 17242	EA		1											
O 00850	4730-447-7435	ADAPTER: FRONT BLOWER OIL DRAIN LINE (79470) 48x8	EA		1	SEE	GRP	0106								
X1 00851		FLANGE: OIL DRAIN (89923) 13011	EA		1											
X20 0080		FLANGE, PIPE: BLOWER OIL SUPPLY (89923) 19077	EA		2									22		11
X20 00853	2815-585-2442	GASKET: ADAPTER TO SLOWER (89923) 17162 (COMPONENT OF GASKET SET, STOCK No. 2815-757-7614, SEE GROUP 0100)	EA		2									22		19
X20 00854	2815-585-0535	GASKET: FLANGE TO ADAPTER (89923) 19026 (COMPONENT OF GASKET SET, STOCK No. 2815-757-7614, SEE GROUP 0100)	EA		4									22		8
X2F 00855		GASKET: FLANGE TO BLOWER (89923) 12180	EA		1									23		39
M O 00856		HOSE: MANIFOLD TO ADAPTER (89923) 18848 MANUFACTURE FROM:	EA		1									22		16
P O 00857	4720-00-051-4670	HOSE, RUBBER (3 IN. REQUIRED)	FT			SEE	GRP	9501								
X20 00858		MANIFOLD: AIR, BLOWER TO SLOWER (89923) 21595	EA		2									22		18

(1) SMR CODE INDEX NO.	(2) FEDERAL STOCK NUMBER	(3) DESCRIPTION  REFERENCE NO. & MER CODE      USABLE ON CODE	(4) UNIT OF ISSUE	(5) UNIT OF MEAS	(6) QTY INC IN UNIT	(7) 30 DAY DS MAINT ALLOWANCE			(8) 30-DAY GS MAINT ALLOWANCE			(9) 1-YR ALW PER 100 EQUIP CNTGCY	(10) DEPOT MAINT ALW PER 100 FOUIP	(11) ILLUSTRATION	
						(a)	(b)	(c)	(a)	(b)	(c)			(a)	(b)
						1-20	21-50	51-100	1-20	21-50	51-100			FIGURE NO.	ITEM NO/
X20 00859		MANIFOLD AIR, DUCT (89923) 2428	EA		1									22	7
X2F 00860	2815-651-8539	PARTS KIT: BLOWER (89923) 41845	EA		2										
X1 00861	2930-275-2700	BELLOWS, RUBBER: BLOWER (89923) 12830	EA		2										
X1 00862	2815-374-8233	BOOT, DUST AND MOIST: SLOWER (89923) 12714	EA		2										
X1 00863	2990-708-9426	GASKET: SLOWER TO CRANKCASE (89923) 249 8 (COMPONENT OF GASKET SET, STOCK No. 2815-757-7614 SEE GROUP 0100)	EA		2									23	42
X1 00864	2940-298-5346	GASKET: BLOWER TO OIL LINE (89923) 14292 (COMPONENT OF GASKET SET, STOCK NO. 2815-757-7614, SEE GROUP 0100) (CAN BE MANUFACTURED FROM PAPER, STOCK No. 5330-233-5846)	EA		2										
X1 00865	2990-024-2679	GASKET: COVER (89923) 40311	EA		6									23	7
X1 00866	2940-599-3605	GASKET: OIL SUPPLY FLANGE (89923) 12180 (COMPONENT OF GASKET SET, STOCK No. 2815-757-7614, SEE GROUP 0100)	EA		4									23	15
X1 00867	2990-599-0734	PACKING, PREFORMED: SLOWER (89923) 40303	EA		8									23	21
X1 00868	5330-290-9486	PACKING, PREFORMED: SLOWER TO CRANKCASE (89923) 40301	EA		4									23	28
X1 00869		SEAL: BLOWER TO CRANKCASE (89923) 18470	EA		2										
X1 00870	2815-346-0083	SEAL, RING METAL: SHAFT (89923) 40302	EA		16									23	13

(1) SMR CODE INDEX NO.	(2) FEDERAL STOCK NUMBER	(3) DESCRIPTION  REFERENCE NO. & MER CODE      USABLE ON CODE	(4) UNIT OF ISSUE	(5) UNIT OF MEAS	(6) QTY INC IN UNIT	(7) 30 DAY DS MAINT ALLOWANCE			(8) 30-DAY GS MAINT ALLOWANCE			(9) 1-YR ALW PER 100 EQUIP CNTGCV	(10) DEPOT MAINT ALW PER 100 EQUIP	(11) ILLUSTRATION	
						(a)	(b)	(c)	(a)	(b)	(c)			(a)	(b)
						1-20	21-50	51-100	1-20	21-50	51-100			FIGURE NO.	ITEM NO/
X1 00871		SEAL RING: PUMP END (89923) 40304 USED ON BLOWER, STOCK No. 2815 653-5761, ONLY)	EA		4									23	10
X1 00872	2815-612-1323	SHIM (89923) 40281 (COMPONENT OF COVER, STOCK No. 2815-322-1981, ONLY) (USED ON BLOWER, STOCK No. 2815-653-5761, ONLY)	EA		2									23	6
X1 00813		WASHER: BLOWER HOUSING (89923) 40283 (COMPONENT OF COVER, STOCK No. 2815-322-1981, ONLY) (USED ON BLOWER, STOCK No. 2815-653-5761, ONLY)	EA		2									23	4
X1 00814	5330-291-5944	WASHER, NOMETALLIC: BLOWER HOUSING (89923) 40282 (COMPONENT OF COVER, STOCK No. 2815-322-1981, ONLY) (USED ON BLOWER, STOCK No. 2815--653-5761, ONLY)	EA		2									23	5
X2H 00875		PLATE, BASE (89923) 23875	EA		1									15	2
X2H 00876	2815-661-8890	BEARING, SLEEVE: BASE PLATE (89923) 16980	EA		1									15	5
H 00877	5306-776-6888	BOLT, MACHINE: BASE PLATE (89923) 19938	EA		3									15	7
X1 00878		FLANGE, THRUST: BASE PLATE (89923) 23997	EA		1									15	6
X2H 00879	2815-787-7193	GASKET: BASE PLATE TO END PLATE (89923) 23998	EA		1									15	1
X2F 00880	2815-712-8502	GEAR, HELICAL: BLOWER IDLER (89923) 23850	EA		1									15	3
X2H 00881	2815-288-2094	WASHER, THRUSTS BASE PLATE (89923) 16981	EA		2									15	4
O 00882	4730-278-3383	PLUG, PIPE (89923) 12728	EA		1									22	10

(1) SMR CODE INDEX NO.	(2) FEDERAL STOCK NUMBER	(3) DESCRIPTION	(4) UNIT OF ISSUE	(5) QTY UNIT OF PACK	(6) QTY INC IN UNIT	(7) 30 DAY DS MAINT ALLOWANCE			(8) 30-DAY GS MAINT ALLOWANCE			(9) 1-YR ALW PER 100 EQUIP CNTGCTY	(10) DEPOT MAINT ALW PER 100 EQUIP	(11) ILLUSTRATION		
						(A)	(B)	(C)	(A)	(B)	(C)			(A)	(B)	
						1-20	21-50	51-100	1-20	21-50	51-100			FIGURE NO.	ITEM NO/	
		REFERENCE NO. & MFR. CODE														
		USABLE ON CODE														
		REFERENCE NO. & MFR. CODE														
		USABLE ON CODE														
0 00883	4730-288-8572	PLUG, PIPE: SLOWER OIL SUPPLY (89923) 10712	EA		2										22	21
X2F 00884	2815-85&-5441	RING: BLOWER (89923) 17263	EA		4											
X2F 00885	2815-968-0231	SCREW, CAP FLANGE: END PLATE (89923) 13021	EA		4										23	18
F 00886	5305-968-0194	SCREW, CAP HEXAGON HEAD (89923) 10521	EA		4											
F 00887	5305-269-3213	SCREW, CAP HEXAGON: BLOWER TO OIL LINE (89923) 11598	EA		2											
F 00888	5305-071-2242	SCREW, CAP HEXAGON: BLOWER TO OIL LINES (899235) 10692	EA		4											
X2F 00889	2815-315-2132	SHAFT, DRIVE: WATER PUMP TO SUPERCHARGER (89923) 15829	EA		1										23	1
X2F 00890	2815-653-5761	SUPERCHARGER (89923) 19415 (SAME AS BLOWER, STOCK NO. 29322-1969, EXCEPT WHERE INDIVIDUAL COMPONENTS ARE ANNOTATED)	EA		1											
F 00891	5310-010-3319	WASHER: END PLATE (89923) 11377	EA		4										23	17
0 00892	5310-081-4219	WASHER, FLAT: ADAPTER TO BLOWER (89923) 10314	EA		20										22	13
F 00893	5310-081-0219	WASHER, FLAT: BLOWER (89923) 10314	EA		4										23	43
00894	5310-205-9982	WASHER, FLAT: BLOWER (89923) 10779 (COMPONENT OF GASKET SET, STOCK NO. 2815-757-7614, SEE GROUP 0100)	EA		10											
0 00895	5310-010-3320	WASHER, LOCK: ADAPTER TO BLOWER (89923) 11014	EA		20										22	14



(1) SMR CODE INDEX NO.	(2) FEDERAL STOCK NUMBER	(3) DESCRIPTION  REFERENCE NO. & MER CODE      USABLE ON CODE	(4) UNIT OF ISSUE	(5) QTY UNIT OF PACK	(6) QTY INC IN UNIT	(7) 30 DAY DS MAINT ALLOWANCE			(8) 30-DAY GS MAINT ALLOWANCE			(9) 1-YR ALW PER 100 EQUIP CNTGCV	(10) DEPOT MAINT ALW PER 100 FOUIP	(11) ILLUSTRATION	
						(A)	(B)	(C)	(A)	(B)	(C)			(A)	(B)
						1-20	21-50	51-100	1-20	21-50	51-100			FIGURE NO.	ITEM NO/
F 00896	5310-01-3320	WASHER, LOCKS SLOWER TO CRANKCASE (89923) 11014	EA		6									23	45
00897	5311-261-7340	WASHER, LOCK: BLOWER TO OIL LINE (89923) 10940	EA		2										
F 00898	5310-968-0180	WASHER, LOCK: SLOWER TO OIL LINES (89923) 11377	EA		4									23	17
00899		0306 - TANKS, LINES, FITTINGS													
0 00900	4730-335-9315	BOLT, FLUID PASSAGE: FUEL LINE CONNECTOR (4876D) 310	EA		6									25	25
0 00901	5340-057-3032	CLAMP, LOOP: FUEL LINES (83483) TA536WS4	EA		4									25	16
0 00902	4730-640-5832	ELBOW: INJECTOR TO TUBE (89923) 11220	EA		1									25	7
M 0 00903		HOSE ASSEMBLY: PUMP (89923) 21093 MANUFACTURE FROM:	EA		1										
0 00904	4730-287-1784	ADAPTER, STRAIGHT, PIPE TO HOSE (89923) 20811	EA		1										
0 00905	4730-529-5481	ADAPTER, STRAIGHT PIPE TO HOSE (00624) 4739-4	EA		1										
P 0 00906	4720-289-9625	HOSE, RUBBER (6 1/2 IN. REQUIRED) FT (00624) 1525-4				SEE	GRP	501							
X20 00907	2815-064-7520	HOSE ASSEMBLY, RUBBER: FUEL INJECTOR TO PUMP (89923) 21005	EA		1									25	1
0 00908	4730-595-4924	NUT, TUBE COUPLING: FUEL INJECTOR TO PUMP (79470) 8112X4	EA		1										
0 00909	4730-052-9877	SLEEVE, CLINCH, TUBE: FUEL INJECTOR TO PUMP (79470) 8165X4	EA		1									25	21

(1) SMR CODE INDEX NO.	(2) FEDERAL STOCK NUMBER	(3) DESCRIPTION  REFERENCE NO. & MFR CODE      USABLE ON CODE	(4) UNIT OF ISSUE	(5) QTY UNIT OF PACK	(6) QTY INC IN UNIT	(7) 30 DAY DS MAINT ALLOWANCE			(8) 30-DAY GS MAINT ALLOWANCE			(9) 1-YR ALW PER 100 EQUIP CNTGCY	(10) DEPOT MAINT ALW PER 100 FOUIP	(11) ILLUSTRATION	
						(A)	(B)	(C)	(A)	(B)	(C)			(A) FIGURE NO.	(B) ITEM NO/
						1-20	21-50	51-100	1-20	21-50	51-100				
M 0 00910		HOSE ASSEMBLY RUBBER: INJECTOR TO INJECTOR (89923) 24980 MANUFACTURE FROM:	EA		5									25	6
O 00911	4730-529-5481	ADAPTER, STRAIGHT, PIPE TO HOSE	EA		10										
P 0 00912	4720-289-9625	HOSE, RUBBER  (5 IN. REQUIRED FOR EACH HOSE ASSEMBLY)	FT			SEE	GRP	9501							
X20 00913	2910-779-5981	LINE ASSEMBLY: FUEL INJECTION, NO. 1 CYLINDER (89923) 41138	EA		1									25	22
X20 00914	2910-779-5982	LINE ASSEMBLY: FUEL INJECTION, NO. 2 CYLINDER (89923) 41139	EA		1									25	23
X20 00915	2910-779-5983	LINE ASSEMBLY: FUEL INJECTION, NO. 3 CYLINDER (89923) 41140	EA		1									25	24
X20 00916	2910-779-5984	LINE ASSEMBLY: FUEL INJECTION, NO. 4 CYLINDER (89923) 41141	EA		1									25	13
X20 00917	2910-779-5985	LINE ASSEMBLY: FUEL INJECTION, NO. 5 CYLINDER (89923) 41142	EA		1									25	14
X20 00918	2910-779-5986	LINE ASSEMBLY: FUEL INJECTION, NO. 6 CYLINDER (89923) 41143	EA		1									25	19
O 00919	5310-013-4530	NUT, PLAIN HEXAGON: CLAMP (89923) 20122	EA		2									25	15
O 00922	5305-272-5306	SCREW: CLAMP (89923) 11927	EA		2									25	18
O 00923	4730-257-2098	TEE, PIPE TO TUBE (89923) 13458	EA		5									25	2
X20 00924	2910-860-5285	VALVE: INJECTOR (84760) 1638-1A	EA		1									25	20
X1 00925	2910-786-8080	BALL BEARING CHECK VALVE (84760) 1008	EA		1										

(1) SMR CODE INDEX NO.	(2) FEDERAL STOCK NUMBER	(3) DESCRIPTION  REFERENCE NO. & MER CODE      USABLE ON CODE	(4) UNIT OF ISSUE	(5) QTY UNIT OF PACK	(6) QTY INC IN UNIT	(7) 30 DAY DS MAINT ALLOWANCE			(8) 30-DAY GS MAINT ALLOWANCE			(9) 1-YR ALW PER 100 EQUIP CNTGCV	(10) DEPOT MAINT ALW PER 100 EQUIP	(11) ILLUSTRATION		
						(A)	(B)	(C)	(A)	(B)	(C)			(A) FIGURE NO.	(B) ITEM NO/	
						1-20	21-50	51-100	1-20	21-50	51-100					
X1 00926		SPRING: CHECK VALVE (84760) 1639	EA		1											
X1 00927		TEE: PIPE, CHECK VALVE (84760) 1638	EA		1											
0 00928	5310-760-1535	WASHER FLAT: CHECK VALVE (84760) 1640	EA		1											
0 00929	5310-010-6495	WASHER LOCK: CLAMP (89923) 11928	EA		2									25		17
0 00930	5310-209-2249	WASHER FLAT: FUEL LINE CONNECTOR (84760) 311 (COMPONENT Or PARTS KIT, STOCK NO. 2910-646-9726, SEE GROUP 0302)	EA		12									25		26
00931		0308 - ENGINE SPEED GOVERNOR AND CONTROLS														
H 00932	5315-043-1787	KEY, WOODRUFF: GOVERNOR DRIVE SHAFT (89923) 14688	EA		1									19		10
H 00933	5310-584-5025	NUT, SELF-LOCKING, HEXAGON: GOVERNOR DRIVE SHAFT (56878) 30FK1216	EA		1									19		1
X2H 00934	2990-734-5158	SHAFT ASSEMBLY: GOVERNOR DRIVE (89923) 25755	EA		1											
X2H 00935	5340-200-7541	RING: RETAINING (89923) 19195	EA		1									19		13
X2H 00936	5330-815-1492	SEAL PLAIN ENCASED: OIL (89923) 25010	EA		1									19		14
X1 00937	2910-795-9577	SEAL: PUMP SHAFT (89923) 26827 (COMPONENT Or GASKET SET, STOCK NO. 2815-757-7614, SEE GROUP 0100, AND COMPONENT OF PARTS K IT, STOCK NO. 2910-646-9726, SEE GROUP 0302)	EA		2									19		15
X2H 00938	2910-787-6419	SHAFT, PUMP DRIVE: IMPELLER (89923) 24923	EA		1									19		11

(1) SMR CODE INDEX NO.	(2) FEDERAL STOCK NUMBER	(3) DESCRIPTION  REFERENCE NO. & MER CODE      USABLE ON CODE	(4) UNIT OF ISSUE	(5) QTY UNIT OF PACK	(6) QTY INC IN UNIT	(7) 30 DAY DS MAINT ALLOWANCE			(8) 30-DAY GS MAINT ALLOWANCE			(9) 1-YR ALW PER 100 EQUIP CNTGCY	(10) DEPOT MAINT ALW PER 100 FOUIP	(11) ILLUSTRATION	
						(A)	(B)	(C)	(A)	(B)	(C)			(A) FIGURE NO.	(B) ITEM NO/
						1-20	21-50	51-100	1-20	21-50	51-100				
X2H 00939	2910-795-9578	WASHER, THRUST: SHAFT (89923) 19233	EA		1									19	12
00940		0309 - FUEL FILTERS													
0 00941	5306-225-8497	BOLT, MACHINE: FUEL FILTER BRACKET TO CASE (89923) 10623	EA		2									26	6
X20 00942		BRACKET: OIL FILTER MTG (89923) 25228	EA		1									26	5
X20 00943		FILTER ASSEMBLY: FUEL TANK (27315) 920185	EA		1									24	36
X20 00944	2910-202-7443	FILTER: FLUID PRESSURE (70040) F1125APBT4	EA		1										
X20 00945	2910-820-2279	BODY ASSEMBLY: FILTER (73370) 7760	EA		1									26	25
X20 00496	2910-861-6890	BOLT: FILTER HEAD (73370) 104071	EA		2									26	35
X20 00947	2910-830-0154	COVER: FUEL FILTER (73370) 101488	EA		1									26	33
P 0 00948	2940-335-9568	FILTER ELEMENT, FLUID, PRESSURE (73370) C1125PBT4	EA		1	8	17	33	8	17	33	400	100	26	31
P 0 00949	2910-640-9402	GASKET (73370) 101489	EA		1	8	17	33	8	17	33	400	100	26	32
0 00950	5325-779-9176	GROMMET, RUBBER: FILTER (73370) 100918	EA		1									26	28
X20 00951	2910-767-7870	PLATE, ELEMENT SEAL: FILTER (73370) 101493	EA		1									26	29
0 00952	4730-287-3281	PLUG, PIPE: FILTER (73370) 10428	EA		1									26	24
0 00953	4730-537-1192	PLUG, PIPE: FILTER (73370) 104018	EA		1									26	36

(1) SMR CODE INDEX NO.	(2) FEDERAL STOCK NUMBER	(3) DESCRIPTION  REFERENCE NO. & MER CODE      USABLE ON CODE	(4) UNIT OF ISSUE	(5) QTY UNIT OF PACK	(6) QTY INC IN UNIT	(7) 30 DAY DS MAINT ALLOWANCE			(8) 30-DAY GS MAINT ALLOWANCE			(9) 1-YR ALW PER 100 EQUIP CNTGCY	(10) DEPOT MAINT ALW PER 100 FOUIP	(11) ILLUSTRATION	
						(A)	(B)	(C)	(A)	(B)	(C)			(A) FIGURE NO.	(B) ITEM NO/
						1-20	21-50	51-100	1-20	21-50	51-100				
0 00954	5340_893-7629	RING, RETAINING (73370) 103629	EA		1									26	30
X20 00955	5340-514-2853	SPRING, HELICAL, COMPRESSION: FILTER (73370) 10074	EA		1									26	26
0 00956	5310-595-6398	WASHER, FLAT: FILTER (73370) 101487	EA		1									26	34
0 00957	5310-417-8620	WASHER, SHOULDERED: SPRING FACE (73370) 10776	EA		1									26	27
X20 00958	2910-802-7279	FILTER, FLUID PRESSURE: FUEL OIL (79960) F4 71-2X7T2	EA		1										
X20 00959	2910-447-9450	BOWL, SEDIMENT, FUEL: FILTER (79960) F8X59	EA		1									26	17
P 0 00960	2910-651-550	FILTER ELEMENT: FUEL OIL (79960) F6X17T2	EA		1	8	17	33	8	17	33	400	100	26	19
P 0 00961	2910-741-0175	GASKET (79960) F1X10	EA		1	8	17	33	8	17	33	400	100	26	21
P 0 00962	2910-734-7647	GASKET: BOWL NUT (79960) F1X15	EA		1	*	2	2	*	2	2	20	100	26	15
X20 00963		HEAD: FILTER (79960) F7X167	EA		1									26	22
0 00964	5310-741-0174	NUT ASSEMBLY: ELEMENT (79960) F26X3B	EA		1									26	18
X20 00965	2910-445-4850	NUT: BOWL (79960) F5X7	EA		1									26	14
0 00966	4730-594-2942	PLUG, PIPE: FILTER (79960) F36X2C	EA		2									26	23
0 00967	4730-800-7248	PLUG, PIPE: FUEL FILTER PRIMARY (79960) F36X9	EA		1									26	16

(1) SMR CODE INDEX NO.	(2) FEDERAL STOCK NUMBER	(3) DESCRIPTION  REFERENCE NO. & MER CODE      USABLE ON CODE	(4) UNIT OF ISSUE	(5) QTY UNIT OF PACK	(6) QTY INC IN UNIT	(7) 30 DAY DS MAINT ALLOWANCE			(8) 30-DAY GS MAINT ALLOWANCE			(9) 1-YR ALW PER 100 EQUIP CNTGCY	(10) DEPOT MAINT ALW PER 100 EQUIP	(11) ILLUSTRATION	
						(A)	(B)	(C)	(A)	(B)	(C)			(A)	(B)
						1-20	21-50	51-100	1-20	21-50	51-100			FIGURE NO.	ITEM NO/
0 00968	5307-741-0176	STUD, PLAIN: ELEMENTS FUEL FILTER (79960) F16X27	EA		1									26	20
0 00969	5305-269-3213	SCREW, CAP HEXAGON HEAD: FILTER TO CRANKCASE (323) 11598	EA		2									26	13
0 00970	5305-269-3209	SCREW, CAP, HEXAGON HEAD: FUEL FILTER BRACKET TO CASE (89923) 17321	EA		4									26	3
0 00971	5310-012-0382	WASHER, LOCK: FILTER TO CRANKCASE (89923) 10940	EA		6									26	4
0 00972	5310-010-3320	WASHER, LOCK: FUEL FILTER BRACKET TO CASE (89923) 11014	EA		2									26	7
00973		0311 - ENGINE STARTING AIDS													
0 00974	4730-474-6411	ADAPTER, STRAIGHT, PIPE: PRIMING PUMP CONNECTION (79470) 6200X2	EA		1									27	2
0 00975	4730-277-1895	BUSHING: PRIMING PUMP CONNECTION (79470) 3224X2	EA		2									27	1
0 00976	4730-639-9676	ELBOW, PIPE TO TUBE: PRIMER PUMP (15434) 49X6	EA		7									26	1
M 0 00977		HOSE ASSEMBLY: FUEL PUMP TO FILTER (89923) 20930 MANUFACTURE FROM:	EA		1									26	9
0 09978	4730-362-6683	ADAPTER, STRAIGHT, PIPE TO HOSE	EA		2										
P 0 00979	4720-374-8125	HOSE, RUBBER (9 IN. REQUIRED) FT				SEE	GRP	9501							
M 0 00980		HOSE ASSEMBLY: FUEL PUMP TO FILTER (89923) 20932 MANUFACTURE FROM:	EA		1									26	8
0 00981	4730-362-6683	ADAPTER, STRAIGHT, PIPE HOSE	EA		2										

(1) SMR CODE INDEX NO.	(2) FEDERAL STOCK NUMBER	(3) DESCRIPTION  REFERENCE NO. & MER CODE      USABLE ON CODE	(4) UNIT OF ISSUE	(5) QTY UNIT OF PACK	(6) QTY INC IN UNIT	(7) 30 DAY DS MAINT ALLOWANCE			(8) 30-DAY GS MAINT ALLOWANCE			(9) 1-YR ALW PER 100 EQUIP CNTGCV	(10) DEPOT MAINT ALW PER 100 EQUIP	(11) ILLUSTRATION	
						(A)	(B)	(C)	(A)	(B)	(C)			(A)	(B)
						1-20	21-50	51-100	1-20	21-50	51-100			FIGURE NO.	ITEM NO/
P 0	4720-374-8125	HOSE, RUBBER (11 IN. REQUIRED) FT				SEE GRP 9501									
M 0 00983		HOSE ASSEMBLY: FUEL PUMP TO FILTER (89923) 20933 MANUFACTURE FROM:	EA	1										26	2
0 00984	4730-362-6683	ADAPTER, TUBE TO HOSE	EA	2											
P 0	4720-374-8125	HOSE, RUBBER (12 IN. REQUIRED) FT			SEE	GRP	9501								
0 00986	5310-012-0622	NUT, PLAIN HEXAGON: PRIMING PUMP (273155 2036V004	EA	5										27	5
X20 00987		PRIMER ASSEMBLY: STARTING (61112) LP545	EA	1										27	4
X20 00988	2910-324-7658	PUMP: RECIPROCATING, HAND DRIVEN (84760) 701-4A	EA	1										26	12
0 00989	5305-984-6193	SCREW, MACHINE: PRIMING PUMP (27315) 066V055	EA	5										27	3
0 00990	5305-013-2131	SCREW: PRIMER PUMP (89923) 19570	EA	2										26	10
0 00991	5310-013-8479	WASHER LOCK (87189) 16961	EA	2										26	11
0 00992	5310-012-1841	WASHER, LOCK: PRIMING PUMP (27315) 3616V004	EA	5										27	6
00993		GROUP 04 - EXHAUST SYSTEM													
00994		0401 - MUFFLER AND PIPES													
X20 00995	2990-374-6684	CAP: EXHAUST PIPE (95817) 11	EA		2									14	1

(1) SMR CODE INDEX NO.	(2) FEDERAL STOCK NUMBER	(3) DESCRIPTION  REFERENCE NO. & MER CODE      USABLE ON CODE	(4) UNIT OF ISSUE	(5) QTY UNIT OF PACK	(6) QTY INC IN UNIT	(7) 30 DAY DS MAINT ALLOWANCE			(8) 30-DAY GS MAINT ALLOWANCE			(9) 1-YR ALW PER 100 EQUIP CNTGCV	(10) DEPOT MAINT ALW PER 100 EQUIP	(11) ILLUSTRATION	
						(A)	(B)	(C)	(A)	(B)	(C)			(A) FIGURE NO.	(B) ITEM NO/
						1-20	21-50	51-100	1-20	21-50	51-100				
0	4730-187-7604	COUPLING: EXHAUST PIPE	EA		2									14	4
X20 00997		FLANGE: EXHAUST (89923) 13825	EA		2									14	6
X20 00998	2990-779-5987	MUFFLER: EXHAUST (89923) 25072	EA		2									14	5
0 00999	5310-655-9371	NUT, PLAIN HEXAGON: MUFFLER (89923) 10262	EA		8									14	15
X20 01000	4710-018-2053	PIPE, STEEL: EXHAUST	EA		2									14	2
0 01001	5305-018-1441	SCREW, CAP HEXAGON HEAD: MUFFLER (89235) 13276	EA		8									14	2
X20 01002		SHIELD: EXHAUST PIPE (27315) 14T708	EA		2									14	3
01003		GROUP 05 - COOLING SYSTEM													
01004		0501 - RADIATOR													
0	5306-225-8503	BOLT, MACHINE: GUARD MTG	EA		4									31	9
0 01006	5306-225-8497	BOLT, MACHINE: GUARD MTG (46529) G2022	EA		4									31	8
X20 01007		BRACE: RADIATOR (89923) 20050	EA		2										
X20 01008		CLIP: GUARD, FRONT (46529) G44352	EA		4										
X20 01009		GUARD: RADIATOR (46529) A12-200	EA		1										
X20 01010	2910-718-4201	NUT, INJECTOR ADJUSTING: RADIATOR BRACE (27315) 10430	EA		6									31	14



(1) SMR CODE INDEX NO.	(2) FEDERAL STOCK NUMBER	(3) DESCRIPTION  REFERENCE NO. & MFR. CODE      USABLE ON CODE		(4) UNIT OF ISSUE	(5) QTY UNIT OF PACK	(6) QTY INC IN UNIT	(7) 30 DAY DS MAINT ALLOWANCE			(8) 30-DAY GS MAINT ALLOWANCE			(9) 1-YR ALW PER 100 EQUIP CNTGCY	(10) DEPOT MAINT ALW PER 100 EQUIP	(11) ILLUSTRATION	
							(A)	(B)	(C)	(A)	(B)	(C)			(A) FIGURE NO.	(B) ITEM NO/
							1-20	21-50	51-100	1-20	21-50	51-100				
X2F 01026		SIDE MEMBER: RADIATOR, RH (46529) A3-825		EA		1									30	6
X2F 01027		TANK: RADIATOR, LOWER (46529) A2-1221		EA		1									30	11
X2F 01028		TANK: RADIATOR, UPPER (46529) A1-1227		EA		1									30	3
X2F 01029		TUBE: OVERFLOW (46529) G47147		EA		1									30	4
X2F 01030		WASHER: CORE (46529) G47144		EA		4									30	5
F 01031	5310-012-0214	WASHER, LOCK: CLIP (46529) G2009		EA		1									30	8
F 01032	5310-012-0382	WASHER, LOCK: CORE		EA		88									30	2
F 01033	5310-012-0214	WASHER, LOCK: RADIATOR (46529) G2009		EA		88									30	19
F 01034	5305-018-0177	SCREW, CAP, HEXAGON HEAD: RADIATOR (89923 )12230		EA		2									30	13
O 01035	5305-269-2803	SCREW, CAP, HEXAGON HEAD: RADIATOR BRACE (27315) 11772		EA		6									31	11
X20 01036		SPACER: GUARD, FRONT (46529) G28987		EA		4									31	5
O 01037	5310-012-0214	WASHER, LOCK: GUARD MTG (46529) G2009		EA		8									31	7
F 01038	5310-010-3323	WASHER, LOCK: RADIATOR (89923) 10735		EA		2									30	14
O 01039	5310-012-0382	WASHER, LOCK: RADIATOR BRACE (27315) 10940		EA		6									31	13

(1) SMR CODE INDEX NO.	(2) FEDERAL STOCK NUMBER	(3) DESCRIPTION  REFERENCE NO. & MER CODE      USABLE ON CODE	(4) UNIT OF ISSUE	(5) QTY UNIT OF PACK	(6) QTY INC IN UNIT	(7) 30 DAY DS MAINT ALLOWANCE			(8) 30-DAY GS MAINT ALLOWANCE			(9) 1-YR ALW PER 100 EQUIP CNTGCV	(10) DEPOT MAINT ALW PER 100 EQUIP	(11) ILLUSTRATION	
						(A)	(B)	(C)	(A)	(B)	(C)			(A)	(B)
						1-20	21-50	51-100	1-20	21-50	51-100			FIGURE NO.	ITEM NO/
X2F 01026		SIDE MEMBER: RADIATOR, RH (46529) A3-825	EA		1									30	6
X2F 01027		TANK: RADIATOR, LOWER (46529) A2-1221	EA		1									30	11
X2F 01028		TANK: RADIATOR, UPPER (46529) A1-1227	EA		1									30	3
X2F 01029		TUBE: OVERFLOW (46529) G47147	EA		1									30	4
X2F 01030		WASHER: CORE (46529) G47144	EA		4									30	5
F 01031	5310-012-0214	WASHER, LOCK: CLIP (46529) G2009	EA		1									30	8
F 01032	5310-012-0382	WASHER, LOCK: CORE	EA		88									30	2
F 01033	5310-012-0214	WASHER, LOCK: RADIATOR (46529) G2009	EA		88									30	19
F 01034	5305-018-0177	SCREW, CAP, HEXAGON HEAD: RADIATOR (89923) 12230	EA		2									30	13
O 01035	5305-269-2803	SCREW, CAP, HEXAGON HEAD: RADIATOR BRACE (27315) 11772	EA		6									31	11
X20 01036		SPACER: GUARD, FRONT (46529) G28987	EA		4									31	5
O 01037	5310-012-0214	WASHER, LOCK: GUARD MTG (46529) G2009	EA		8									31	7
F 01038	5310-010-3323	WASHER, LOCK: RADIATOR (89923) 10735	EA		2									30	14
O 01039	5310-012-0382	WASHER, LOCK: RADIATOR BRACE (27315) 10940	EA		6									31	13

(1) SMR CODE INDEX NO.	(2) FEDERAL STOCK NUMBER	(3) DESCRIPTION  REFERENCE NO. & MER CODE      USABLE ON CODE		(4) UNIT OF ISSUE	(5) QTY UNIT OF PACK	(6) QTY INC IN UNIT	(7) 30 DAY DS MAINT ALLOWANCE			(8) 30-DAY GS MAINT ALLOWANCE			(9) 1-YR ALW PER 100 EQUIP CNTGCY	(10) DEPOT MAINT ALW PER 100 EQUIP	(11) ILLUSTRATION	
							(A)	(B)	(C)	(A)	(B)	(C)			(A) FIGURE NO.	(B) ITEM NO/
							1-20	21-50	51-100	1-20	21-50	51-100				
01040		0502 - SHROUD														
X20 01041		CLIP: SHROUD MTG (46529) G21214	EA		4										31	21
0 01042	5310-266-0386	NUT, PLAIN HEXAGON: CLIP MTG (46529) G2004	EA		4										31	12
X20 01043		SCREW: FAN SHROUD MTG (46529) G2032	EA		2										31	20
0 01044	5305-988-1723	SCREW, MACHINE: SHROUD MTG	EA		8										31	16
X20 01045	3930-930-9213	SHROUD AND FAN GUARD (46529) A11-438	EA		1											
X20 01046		GUARD: FAN (46529) A11-439	EA		1	SEE	GRP	0505								
0 01047	5305-988-1723	SCREW: FAN GUARD MTG (46529) G2533	EA		12	SEE	GRP	0505								
X20 01048		SHROUD: FAN (46529) A6-1318	EA		1										31	17
0 01049	5310-012-0214	WASHER LOCK: CLIP MTG (49529) G2009	EA		4										31	7
01050		0503 - WATER MANIFOLD, HEADERS, THERMOSTAT AND HOUSING GASKET														
0 01051	5306-225-8500	BOLT, MACHINE: MANIFOLD TO ADAPTER (89923) 10729	EA		3										35	4
0 01052	5306-225-8500	BOLT, MACHINE: THERMOSTAT OUTLET FLANGE (89923) 10729	EA		2										32	11

(1) SMR CODE INDEX NO.	(2) FEDERAL STOCK NUMBER	(3) DESCRIPTION  REFERENCE NO. & MER CODE      USABLE ON CODE	(4) UNIT OF ISSUE	(5) QTY UNIT OF PACK	(6) QTY INC IN UNIT	(7) 30 DAY DS MAINT ALLOWANCE			(8) 30-DAY GS MAINT ALLOWANCE			(9) 1-YR ALW PER 100 EQUIP CNTGCV	(10) DEPOT MAINT ALW PER 100 FOUUP	(11) ILLUSTRATION	
						(A)	(B)	(C)	(A)	(B)	(C)			(A) FIGURE NO.	(B) ITEM NO/
						1-20	21-50	51-100	1-20	21-50	51-100				
0 01053	4730-186-3028	BUSHING, PIPE: ENGINE WATER DRAIN (89923) 16391	EA		1									1	7
0 01054	4730-706-0299	CLAMP, HOSE (69923) 18632	EA		4									32	18
0 01055	4730-708-5196	CLAMP HOSE (69923) 18634	EA		8										
X20 01056	4820-174-0339	COCK: ENGINE WATER DRAIN (79470) 230	EA		1									1	8
X20 01057	4820-849-1220	COCK: RADIATOR DRAIN (79470) 140	EA		1									31	22
X20 01058	2930-599-5733	GASKET: ADAPTER TO WATER MANIFOLD (89923) 11322 (COMPONENT OF GASKET SET, STOCK NO. 2815-757-7614, SEE GROUP 0100)	EA		1									32	14
X20 01059	2930-2985342	GASKET: FAN BRACKET TO DISCHARGE PIPE (89923) 14297 (COMPONENT OF GASKET SET, STOCK NO. 2815-757-7614, SEE GROUP 0100)	EA		1									10	2
X20 01060	2930-580-2441	GASKET: FLANGED PIPE (89923) 18994 (COMPONENT OF GASKET SET, STOCK NO. 2815-757-7614, SEE GROUP 0100)	EA		1									32	9
X20 01061	2930-096-6031	GASKET: MANIFOLD TO CRANKCASE (89923) 10936 (COMPONENT OF GASKET SET, STOCK NO. 2815-757-7614, SEE GROUP 0100)	EA		6									35	8
X20 01062	5330-171-7747	GASKET THERMOSTAT VALVE (89923) 17624 (COMPONENT OF GASKET SET, STOCK NO. 2815-757-7614, SEE GROUP 0100)	EA		1									32	17
M 0 01063		HOSE ASSEMBLY BY-PASS PIPE (89923) 12269 MANUFACTURE FROM:	EA		2									32	28
P 0 01064	4720-235-4128	HOSE, RUBBER (89923) 12269 (2 1/2 IN. REQUIRED FOR EACH HOSE ASSEMBLY)	FT			SEE	GRP	9501							

(1) SMR CODE INDEX NO.	(2) FEDERAL STOCK NUMBER	(3) DESCRIPTION  REFERENCE NO. & MFR CODE      USABLE ON CODE	(4) UNIT OF ISSUE	(5) QTY UNIT OF PACK	(6) QTY INC IN UNIT	(7) 30 DAY DS MAINT ALLOWANCE			(8) 30-DAY GS MAINT ALLOWANCE			(9) 1-YR ALW PER 100 EQUIP CNTGCY	(10) DEPOT MAINT ALW PER 100 EQUIP	(11) ILLUSTRATION	
						(A)	(B)	(C)	(A)	(B)	(C)			(A)	(B)
						1-20	21-50	51-100	1-20	21-50	51-100			FIGURE NO.	ITEM NO/
M 0 01065		HOSE ASSEMBLY: LOWER RADIATOR (89923) 12283 MANUFACTURE FROM:	EA		1									32	27
P 0 01066	4720-235-4119	HOSE, RUBBER (4 1/2 IN. REQUIRED)	FT			SEE	GRP	9501							
M 0 01067		HOSE ASSEMBLY: UPPER RADIATOR (8993) 25879 MANUFACTURE FROM:	EA		1									31	2
P 0 01068	4720-235-4119	HOSE, RUBBER (7 IN. REQUIRED)	FT			SEE	GRP	9501							
M 0 01069		HOSE ASSEMBLY: WATER PUMP (8923) 11327 MANUFACTURE FROM:	EA		1									32	19
P 0 01070	4720-235-4119	HOSE, RUBBER (2 1/2 IN. REQUIRED)	FT			SEE	GRP	9501							
M 0 01071		HOSE ASSEMBLY: WATER PUMP (89923) 12257 MANUFACTURE FROM:	EA		1									110	4
P 0 01072	4720-235-4119	HOSE, RUBBER (2 1/4 IN. REQUIRED)	FT			SEE	GRP	9501							
X20 01073	2930-896-8841	MANIFOLD ASSEMBLY: THERMOSTAT (89923) 18996	EA		1										
X20 01075	2930-930-9287	ADAPTER: HOUSING (89923) 18939	EA		1									32	15
0 01075	5306-225-8512	BOLT, MACHINE: THERMOSTAT HOUSING (89923) 18995	EA		3									32	2
X20 01076	2930-585-0533	GASKET: THERMOSTAT HOUSING (8923) 18907 (COMPONENT OR GASKET SET, STOCK NO. 2815-757-7614, SEE GROUP 0100)	EA		1									32	8
X20 01077	2930-585-0534	GASKET: THERMOSTAT HOUSING (89923) 21804 (COMPONENT OR GASKET SET, STOCK NO. 2815-757-7614, SEE GROUP 0100)	EA		1									32	8

(1) SMR CODE INDEX NO.	(2) FEDERAL STOCK NUMBER	(3) DESCRIPTION  REFERENCE NO. & MFR CODE      USABLE ON CODE	(4) UNIT OF ISSUE	(5) QTY UNIT OF PACK	(6) QTY INC IN UNIT	(7) 30 DAY DS MAINT ALLOWANCE			(8) 30-DAY GS MAINT ALLOWANCE			(9) 1-YR ALW PER 100 EQUIP CNTGCV	(10) DEPOT MAINT ALW PER 100 EQUIP	(11) ILLUSTRATION	
						(A)	(B)	(C)	(A)	(B)	(C)			(A)	(B)
						1-20	21-50	51-100	1-20	21-50	51-100			FIGURE NO.	ITEM NO/
X20 01078	2930-953-2069	HOUSING: THERMOSTAT, FRONT HALF (89923) 1894I	EA		1									32	5
X20 01079		HOUSING: THERMOSTAT REAR HALF (89923) 18940	EA		1									32	7
0 01080	4730-278-3441	PLUG: THERMOSTAT (89923) 12687	EA		1									32	1
0 01081	5310-081-4219	WASHER, FLAT: THERMOSTAT (89923) 10314	EA		5									32	4
0 01082	5310-010-3320	WASHER, LOCK: THERMOSTAT (89923) 11014	EA		5									32	3
X20 01083	2815-930-9467	MANIFOLD: WATER (89923) 25695	EA		1									35	1
X20 01084	2815-930-7719	MANIFOLD, WATER DISCHARGE (89923) 21179	EA		1									110	1
0 01085	4730-196-2058	NIPPLE, PIPE: ENGINE WATER DRAIN (89923) 12067	EA		1									1	5
X20 01086		PIPE: SUCTION, RADIATOR (89923) 25752	EA		1									32	20
X20 01087		PIPE: THERMOSTAT OUTLET (89923) 18992	EA		1									32	10
0 01088	4730-968-4737	PLUG, PIPE: CRANKCASE WATER DRAIN (89923) 12069	EA		1									1	9
0 01089	4730-263-3214	PLUG, PIPE: RADIATOR DRAIN (89923) 25574	EA		3									31	23
0 01090	5305-269-3213	SCREW, CAP, HEXAGON HEAD: BRACKET TO DISCHARGE PIPE (89923) 11598	EA		2									110	24
0 01091	5305-269-3213	SCREW, CAP, HEXAGON HEADS MANIFOLD TO CRANKCASE (89923) 11598	EA		12									35	5

(1) SMR CODE INDEX NO.	(2) FEDERAL STOCK NUMBER	(3) DESCRIPTION  REFERENCE NO. & MER CODE      USABLE ON CODE	(4) UNIT OF ISSUE	(5) QTY UNIT OF PACK	(6) QTY INC IN UNIT	(7) 30 DAY DS MAINT ALLOWANCE			(8) 30-DAY GS MAINT ALLOWANCE			(9) 1-YR ALW PER 100 EQUIP CNTGCV	(10) DEPOT MAINT ALW PER 100 EQUIP	(11) ILLUSTRATION	
						(A)	(B)	(C)	(A)	(B)	(C)			(A) FIGURE NO.	(B) ITEM NO/
						1-20	21-50	51-100	1-20	21-50	51-100				
0 01092	4730-249-2032	TEE, PIPE: ENGINE WATER DRAIN (89923) 18694	EA		1									1	6
X20 01093	6680-514-3976	THERMOSTAT: FLOW CONTROL RADIATOR (89923) 17672	EA		1									32	6
X20 01094	2930-896-8852	TUBE: THERMOSTAT TO BLOCK (89923) 20632	EA		1									32	29
0 01095	5310-582-5977	WASHER, FLAT: FAN BRACKET TO DISCHARGE PIPE (89923) 10726	EA		2									110	26
0 01096	5310-081-4214	WASHER, FLAT: THERMOSTAT OUTLET FLANGE (89923) 10314	EA		2									32	13
0 01097	5310-012-0382	WASHER, LOCK: FAN BRACKET TO DISCHARGE PIPE (89923) 10940	EA		2									110	25
0 01098	5310-010-3320	WASHER LOCK: THERMOSTAT OUTLET FLANGE (89923) 11014	EA		2									32	12
0 01099	5310-010-3320	WASHER: MANIFOLD TO ADAPTER (89923) 11014	EA		3									35	3
0 01100	5310-638-2587	WASHER: MANIFOLD TO ADAPTER (89923) 10314	EA		3									35	2
0 01101	5310-582-5977	WASHER, FLAT: MANIFOLD TO CRANKCASE (89923) 10726	EA		12									35	7
0 01102	5310-012-0382	WASHER LOCK: MANIFOLD TO CRANKCASE (8923) 10940	EA		12									35	6
01103		0504 - WATER PUMP													
X2F 01104	2930-718-4588	PARTS KIT, ENGINE WATER PLUMP (89923) 41016	EA		1										
X1 01105		IMPELLER ASSEMBLY: WATER PUMP (89923) 40888	EA		1									33	16

(1) SMR CODE INDEX NO.	(2) FEDERAL STOCK NUMBER	(3) DESCRIPTION  REFERENCE NO. & MER CODE      USABLE ON CODE	(4) UNIT OF ISSUE	(5) QTY UNIT OF PACK	(6) QTY INC IN UNIT	(7) 30 DAY DS MAINT ALLOWANCE			(8) 30-DAY GS MAINT ALLOWANCE			(9) 1-YR ALW PER 100 EQUIP CNTGCY	(10) DEPOT MAINT ALW PER 100 EQUIP	(11) ILLUSTRATION	
						(A)	(B)	(C)	(A)	(B)	(C)			(A) FIGURE NO.	(B) ITEM NO/
						1-20	21-50	51-100	1-20	21-50	51-100				
X1 01106	5330-256-0201	PACKING, PREFORMED: WATER PUMP (89923) 40037	EA		1									33	4
X1 01107	2930-896-5712	SEAL: WATER PUMP (89923) 40036	EA		1									33	14
X1 01108		SHIELD: WATER PUMP (89923) P0887	EA		1									33	15
F 01109	5310-262-3048	WASHER, FLAT: IMPELLER CAP NUT (89923) 400145	EA		1									33	6
F 01110	5310-638-6707	WASHER, FLAT: WATER PUMP (89923) 40047	EA		4									33	10
X1 01111		WASHER: WATER PUMP (1) (89923) 42001	EA		0										
M F 01112		WIRE: LOCK MTG SCREW (89923) 40094 MANUFACTURE FROM:	EA		1									33	8
P F 01113	9505-198-9105	WIRE: GRASS (18 IN. REQUIRED)	RL			SEE	GRP	9501							
X2F 01114	2930-710-6257	PUMP ASSEMBLY: WATER, SLOWER DRIVEN (89923) 41153 (INCLUDES COMPONENTS OF PARTS KIT, STOCK NO. 2930-718-4588)	EA		1										
X1 01115	2930-787-6442	BODY: WATER PUMP (89923) 40889	EA		1									33	11
X1 00116	4820-968-0110	COCK, DRAIN: WATER PUMP (89923) 11571	EA		1									33	13
X1 01117	2930-316-8363	COVER: WATER PUMP (89923) 40051	EA		1									33	3
F 01118	5315-616-5514	KEY, WOODRUFF: NO. 3, WATER PUMP (8923) 40050	EA		1									33	7
F 01119	5310-274-8859	NUT, SELF-LOCKING, HEXAGON: WATER PUMP (89923) 40046	EA		1									33	5



(1) SMR CODE INDEX NO.	(2) FEDERAL STOCK NUMBER	(3) DESCRIPTION  REFERENCE NO. & MER CODE      USABLE ON CODE	(4) UNIT OF ISSUE	(5) QTY UNIT OF PACK	(6) QTY INC IN UNIT	(7) 30 DAY DS MAINT ALLOWANCE			(8) 30-DAY GS MAINT ALLOWANCE			(9) 1-YR ALW PER 100 EQUIP CNTGCV	(10) DEPOT MAINT ALW PER 100 EQUIP	(11) ILLUSTRATION	
						(A)	(B)	(C)	(A)	(B)	(C)			(A)	(B)
						1-20	21-50	51-100	1-20	21-50	51-100			FIGURE NO.	ITEM NO/
F 01120	4730-187-4200	PLUG: PUMP BODY (89923) 10599	EA		1									33	12
F 01121	5305-848-7051	SCREW. CAP, SOCKET, HEAD: WATER PUMP (89923) 40043	EA		4									33	9
X1 01122		SCREW: WATER PUMP COVER (89923) 10623	EA		4									33	1
F 01123	5310-010-3320	WASHER, LOCK: WATER PUMP (53591) 594	EA		4									33	2
01124		0505 - FAN ASSEMBLY													
X20 01125	3030-569-1463	BELT, V (89923) 16631	EA		1									34	11
O 01126	5306-225-8500	BOLT: FAN MTG (89923) 1075	EA		6									34	9
X20 01127	2930-930-9673	FAN, ENGINE COOLING (89923) 18955	EA		1									34	10
X20 01128		GUARD, FAN (46529) A11-439	EA		1									31	18
0 01129	5310-685-1429	NUT, PLAIN HEXAGON: FAN ADJUSTING SCREW (899230) 14320	EA		1									34	17
X20 01130		PILOT: FAN (89923) 18047	EA		1									34	6
0 01131	5305-269-3213	SCREW, CAP, HEXAGON HEAD: FAN SUPPORT TO BRACKET 89923) 11598	EA		9									34	2
0 01132	5305-002-7864	SCREW, CAP, HEXAGON HEAD: FAN SUPPORT TO CRANKCASE (89923) 11557	EA		2									34	5
0 01133	5305-988-1723	SCREW, MACHINE: FAN GUARD MTG (46529) C2533	EA		12									31	19

(1) SMR CODE INDEX NO.	(2) FEDERAL STOCK NUMBER	(3) DESCRIPTION  REFERENCE NO. & MFR CODE      USABLE ON CODE	(4) UNIT OF ISSUE	(5) QTY UNIT OF PACK	(6) QTY INC IN UNIT	(7) 30 DAY DS MAINT ALLOWANCE			(8) 30-DAY GS MAINT ALLOWANCE			(9) 1-YR ALW PER 100 EQUIP CNTGCY	(10) DEPOT MAINT ALW PER 100 FOUIP	(11) ILLUSTRATION	
						(A)	(B)	(C)	(A)	(B)	(C)			(A)	(B)
						1-20	21-50	51-100	1-20	21-50	51-100			FIGURE NO.	ITEM NO/
0 01134	5305-282-3521	SETSCREW: FAN ADJUSTING (89923) 16950	EA		1									34	16
X20 01135		SPACER: FAN (89923) 18990	EA		1									34	7
X20 01136	2930-830-8778	SUPPORT ASSEMBLY: FAN (89923) 24947	EA		1										
X2F 01137	3110-156-3548	BEARING, BALL ANNULAR: FAN (89923) 18046	EA		2									34	24
0 01138	5306-00-0348	BOLT, EYE: FAN (89923) 14291	EA		1									34	20
X20 01139	2930-787-8579	BRACKET: COOLING FAN (89923) 16653	EA		1									34	18
X20 01140		GASKET: FAN SUPPORT TO FRONT COVER (89923) 14843 (COMPONENT OR PARTS KIT, STOCK NO. 2815-646-9723, SEE GROUP 0100) (CAN BE MANUFACTURED FROM PAPER, STOCK NO. 5330-270-8469)	EA		1									34	19
F 01141	5310-272-7019	NUT, SELF-LOCKING, HEXAGON: FAN THRUST BEARING (72962) 49TE126	EA		1									34	28
X2F 01142	2930-978-9516	PULLEY, GROVE: FAN (89923) 18045	EA		1									34	25
X2F 01143	5340-805-9529	RING, RETAINING: FAN (79136) 5000-206	EA		2									34	23
X2F 011044	2930-678-8984	SHAFT: FAN PULLEY (89923) 24946	EA		1									34	21
X2F 01145		SPACER: FAN THRUST BEARING (89923) 18044	EA		1									34	26
X20 01146	2930-787-8580	SUPPORT: FAN ADJUSTING (89923) 18042	EA		1									34	22

(1) SMR CODE INDEX NO.	(2) FEDERAL STOCK NUMBER	(3) DESCRIPTION  REFERENCE NO. & MER CODE      USABLE ON CODE	(4) UNIT OF ISSUE	(5) QTY UNIT OF PACK	(6) QTY INC IN UNIT	(7) 30 DAY DS MAINT ALLOWANCE			(8) 30-DAY GS MAINT ALLOWANCE			(9) 1-YR ALW PER 100 EQUIP CNTGCV	(10) DEPOT MAINT ALW PER 100 EQUIP	(11) ILLUSTRATION	
						(A)	(B)	(C)	(A)	(B)	(C)			(A)	(B)
						1-20	21-50	51-100	1-20	21-50	51-100			FIGURE NO.	ITEM NO/
X2F 01147		WASHER: FAN THRUST BEARING (89923) 24945	EA		1									34	27
O 01148	5310-010-3320	WASHER, LOCK: FAN MTG (89923) 11014	EA		6									34	8
O 01149	5310-010-3320	WASHER, LOCK: FAN MTG (89923) 11014	EA		6									34	8
O 01150	5310-012-0382	WASHER, LOCK: FAN SUPPORT TO BRACKET (89923) 10940	EA		9									34	1
O 01151	5310-582-5977	WASHER, FLAT: FAN SUPPORT TO BRACKET (89923) 10726	EA		4									34	3
O 01152	5310-010-3323	WASHER, LOCK: FAN SUPPORT TO CRANKCASE (89923) 10735	EA		2									34	4
01153		GROUP 06 - ELECTRICAL SYSTEM													
01154		0601 - GENERATOR													
X20 01155	3030-585-5178	BELT, V (89923) 25751	EA		1									36	26
X20 01156		BRACKET: GENERATOR MTG (89923) 23360	EA		1									36	25
X20 01157		FAN ASSEMBLY: GENERATOR (16764) 1934393	EA		1									36	6
P O 01158	2920-371-5122	GENERATOR: ENGINE ACCESSORY (61674) 1117497 (INCLUDES COMPONENTS OF REPAIR KIT, STOCK NO. 2920-536-5415)	EA		1	*	2	2	*	2	2	20	2	36	10
X1 01159	2920-504-1611	ARMATURE: GENERATOR (16764) 1922716	EA		1									37	16
X1 01160	5977-285-0742	ARM: ELECTRICAL CONTACT (16764) 1904514	EA		4									37	14

(1) SMR CODE INDEX NO.	(2) FEDERAL STOCK NUMBER	(3) DESCRIPTION  REFERENCE NO. & MER CODE      USABLE ON CODE	(4) UNIT OF ISSUE	(5) QTY UNIT OF PACK	(6) QTY INC IN UNIT	(7) 30 DAY DS MAINT ALLOWANCE			(8) 30-DAY GS MAINT ALLOWANCE			(9) 1-YR ALW PER 100 EQUIP CNTGCV	(10) DEPOT MAINT ALW PER 100 FOUQP	(11) ILLUSTRATION	
						(A)	(B)	(C)	(A)	(B)	(C)			(A)	(B)
						1-20	21-50	51-100	1-20	21-50	51-100			FIGURE NO.	ITEM NO/
X1 01161	3110-156-3550	BEARING, BALL, ANNULAR (16764) 954704	EA		1									37	5
X1 00162	3110-156-3510	BEARING BALL, ANNULAR: GENERATOR (16764) 954699	EA		1									37	17
0 01163	5306-261-3398	BOLT MACHINE: ELECTRICAL BRUSH PLATE (16764) 1920145	EA		4									36	12
X1 01164	2920-838-5507	COVER, ELECTRICAL: GENERATOR (16764) 1922722	EA		1									36	12
X1 01165	2920-354-0154	END, BRACKET: ELECTRICAL ROTATING EQUIPMENT (16764) 1922717	EA		1									36	14
X1 01166	2920-354-0156	END, BRACKET: ELECTRICAL ROTATING EQUIPMENT (16764) 192271	EA		1									37	4
X1 01167	2510-626-4715	GASKET: STUFFING BOX (16764) 19050406	EA		1									36	3
X1 01168	2920-378-2913	LEAD ELECTRICAL (16764) 1921599	EA		1									37	13
X1 0T169	6150-279-7436	LEAD, ELECTRICAL (1676) 1916325 (CAN BE MANUFACTURED FROM WIRE, STOCK NO. 6145-500-0211 AND TERMINAL, STOCK NO. 5940-272-2180)	EA		1									37	15
0 01170	5310-298-9261	NUT, PLAIN HEXAGON: BRUSH PLATE BOLT (16764) 453284	EA		8									36	35
0 01171	5310-194-8191	NUT, PLAIN, HEXAGON: GENERATOR (16764) 116004	EA		4									37	9
0 01172	5310-720-2538	NUT, SLOTTED, HEXAGON: GENERATOR (16764) 453324	EA		1									36	2
0 01173	5315-298-1499	PIN: GENERATOR SHAFT NUT	EA		1									36	1
X1 01174	2920-354-0157	PLATE ASSEMBLY: BEARING RETAINER (16764) 1922724	EA		1									37	6

1) SMR CODE INDEX NO.	(2) FEDERAL STOCK NUMBER	(3) DESCRIPTION  REFERENCE NO. & MFR CODE      USABLE ON CODE	(4) UNIT OF ISSUE	(5) QTY UNIT OF PACK	(6) QTY INC IN UNIT	(7) 30 DAY DS MAINT ALLOWANCE			(8) 30-DAY GS MAINT ALLOWANCE			(9) 1-YR ALW PER 100 EQUIP CNTGCY	(10) DEPOT MAINT ALW PER 100 EQUIP	(11) ILLUSTRATION	
						(A)	(B)	(C)	(A)	(B)	(C)			(A)	(B)
						1-20	21-50	51-100	1-20	21-50	51-100			FIGURE NO.	ITEM NO/
X1 01175	6115-604-8058	PLATE ASSEMBLY, BRUSH (16764) 1922719	EA		1									36	13
X1 01176	2920-353-9947	PLATE. BEARING: RETAINER (16764) 1916545	EA		1									37	3
X1 01177	2920-705-0457	PLATE, RETAINER: END COVER (16764 ) 1922726	EA		1									36	18
X1 01178	2920-509-9546	POLE SHOE ASSEMBLY (16764) 1921755	EA		4										
0 01179	5305-606-1079	SCREW (16764) 454337	EA		1									37	1
0 01180	5305-606-1976	SCREW: GENERATOR (16764) 453661	EA		8									36	20
0 01182	5305-889-3002	SCREW, MACHINE (16764) 4532B1	EA		1									37	12
0 01182	5305-045-3292	SCREW, MACHINE: BRUSH HOLDER (16764 ) 453292	EA		4									36	33
0 01183	5305-272-5067	SCREW, MACHINE: GENERATOR (16764) 453307	EA		8									36	16
0 01184	5305-379-8379	SCREW, MACHINE: RETAINER (16764) 454308	EA		4									36	36
X1 01185	2920-142-0321	SPACER: SLEEVE (16164) 1922727	EA		1									36	4
X1 01186		TERMINAL ELECTRICAL (167645) 190987	EA		1										
0 01187	5310-220-6672	WASHER, FLAT: ELECTRICAL BRUSH (1676 ) 1916160	EA		4									37	18
0 01188	5310-295-6475	WASHER, FLAT: GENERATOR (1676 ) 1915799	EA		2									37	8
0 01189	5310-245-0107	WASHER, LOCK: BRUSH HOLDER (16764) 1914578	EA		4									36	32

(1) SMR CODE INDEX NO.	(2) FEDERAL STOCK NUMBER	(3) DESCRIPTION  REFERENCE NO. & MER CODE      USABLE ON CODE	(4) UNIT OF ISSUE	(5) QTY UNIT OF PACK	(6) QTY INC IN UNIT	(7) 30 DAY DS MAINT ALLOWANCE			(8) 30-DAY GS MAINT ALLOWANCE			(9) 1-YR ALW PER 100 EQUIP CNTGCV	(10) DEPOT MAINT ALW PER 100 EQUIP	(11) ILLUSTRATION	
						(A)	(B)	(C)	(A)	(B)	(C)			(A)	(B)
						1-20	21-50	51-100	1-20	21-50	51-100			FIGURE NO.	ITEM NO/
O 01190	5310-045-3296	WASHER, LOCK: BRUSH PLATE BOLT (16764) 453296	EA		8									36	34
O 01191	5310-045-3474	WASHER LOCK: GENERATOR (16764) 453474	EA		8									36	21
O 01192	5310-264-1985	WASHER, LOCK: GENERATOR (1-6764)) 453708	EA		8									36	15
O 01193	5310-596-4933	WASHER LOCK: GENERATOR (16764) 1915805	EA		4									37	7
X1 01194	2920-504-1761	WINDING: GENERATOR FIELD, LOWER LH (16764) 1915853	EA		1										
X1 01195	2920-753-8762	WINDING: GENERATOR FIELD, LOWER RH (16764) 1916141	EA		1										
X1 01196	2920-504-1762	WINDING: GENERATOR, FIELD. UPPER LH (16764) 191640	EA		1										
X1 01197	2920-753-8763	WINDING: GENERATOR FIELD, UPPER RH (16764) 1916143	EA		1										
O 01198	5310-297-2510	NUT, SELF-LOCKING, HEXAGON: GENERATOR (27315) 21U066	EA		1									36	7
X20 01199		PULLEY: GENERATOR (89923) 23357	EA		1									36	5
P F 01200	2920-536-5415	REPAIR KIT: GENERATOR ENGINE (16764) 1939194	EA		1	2	4	8	2	4	8	100	100		
X1 01201		BRUSH: ELECTRICAL CONTACT (16764)) 1906927	EA		4									36	31
X1 01202	5977-741-6308	BRUSH: ELECTRICAL CONTACT (16764) 1916546	EA		1										
X1 01203	5977-679-4764	BRUSH: ELECTRICAL CONTACT (1) (16764) 1916415	EA		0										
X1 01204	3120-608-1453	BUSHING SLEEVE: INSULATOR, FIELD TERMINAL (16764) 1909995	EA		2										

(1) SMR CODE INDEX NO.	(2) FEDERAL STOCK NUMBER	(3) DESCRIPTION  REFERENCE NO. & MFR CODE      USABLE ON CODE	(4) UNIT OF ISSUE	(5) QTY UNIT OF PACK	(6) QTY INC IN UNIT	(7) 30 DAY DS MAINT ALLOWANCE			(8) 30-DAY GS MAINT ALLOWANCE			(9) 1-YR ALW PER 100 EQUIP CNTGCV	(10) DEPOT MAINT ALW PER 100 FOUIP	(11) ILLUSTRATION		
						(A)	(B)	(C)	(A)	(B)	(C)			(A) FIGURE NO.	(B) ITEM NO/	
						1-20	21-50	51-100	1-20	21-50	51-100					
X1 01205	5910-695-7199	CAPACITOR: FIXED, PAPER DIELECTRIC (16764) 1916209	EA		1											
X1 01206	5710-538-4990	CAPACITOR: FIXED, PAPER DIELECTRIC ELECTRIC (16764) 1922736	EA		1									37		11
X1 01207	2920-737-4863	INSULATOR: FIELD CONTACT (167641) 1917993	EA		2											
X1 01208	2920-741-6314	PACKING PREFORMED: GENERATOR (16764) 1920840	EA		1											
X1 01209	2920-741-6314	PACKING PREFORMED: GENERATOR (16704) 1920840	EA		1											
X1 01210	2920-737-2018	PARTS KIT: ENGINE GENERATOR (16764) 1917992	EA		1											
X1 01211	2920-291-8039	PACKING, PREFORMED: GENERATOR (16764) 1913678	EA		1											
X1 01212	533(-896-7686	PACKING, PREFORMED: GENERATOR (16764) 1916149	EA		2											
F 01213	5305-988-3786	SCREW, MACHINE: GENERATOR (16764) 453308	EA		8									37		1
F 01214	5310-374-4506	SPACER, RING (16764) 1922158	EA		1									36		17
X1 01215	5340-753-2785	SPACER, RING (16764) 1916419	EA		1											
X1 01216	2920-597-4153	SPRING HELICAL TORSION: BRUSHES (16764) 1916542	EA		4									37		19
X1 01217	2920-249-8283	SPRING, HELICAL, TORSION: BRUSHES (4) (16764) 1916324	EA		0											
F 01218	5310-281-8328	WASHER, FLAT: GENERATOR (16764) 1916643	EA		1											
X1 01219		WASHER: GENERATOR (16764) 1917877	EA		1											

(1) SMR CODE INDEX NO.	(2) FEDERAL STOCK NUMBER	(3) DESCRIPTION  REFERENCE NO. & MFR CODE      USABLE ON CODE	(4) UNIT OF ISSUE	(5) QTY UNIT OF PACK	(6) QTY INC IN UNIT	(7) 30 DAY DS MAINT ALLOWANCE			(8) 30-DAY GS MAINT ALLOWANCE			(9) 1-YR ALW PER 100 EQUIP CNTGCV	(10) DEPOT MAINT ALW PER 100 FOUIP	(11) ILLUSTRATION	
						(A)	(B)	(C)	(A)	(B)	(C)			(A)	(B)
						1-20	21-50	51-100	1-20	21-50	51-100			FIGURE NO.	ITEM NO/
X1 01220	5330-291-4498	WASHER, NONMETALLIC: GENERATOR (16794) 1914751	EA		3									37	2
0 01221	5305-068-0510	SCREW, CAP, HEXAGON HEAD (89923) 10894	EA		2									36	24
0 01222	5305-269-2803	SCREW, CAP, HEXAGON HEAD: GENERATOR ADJUSTING STRAP (89923) 11772	EA		1									36	27
0 01223	5305-269-3210	SCREW, CAP, HEXAGON HEAD: GENERATOR ADJUSTMENT (69923) 10519	EA		1									36	11
0 01224	5305-269-2803	SCREW, CAP, HEXAGON HEAD: GENERATOR MTG (69923) 211416	EA		1									36	29
0 01225	5305-285-3890	SCREW, CAP, HEXAGON HEAD: GENERATOR MTG (89923) 21553	EA		2									36	22
X20 01226		STRAP: GENERATOR ADJUSTMENT (89923) 11642	EA		1									36	28
0 01227	5310-582-5977	WASHER, FLAT: GENERATOR ADJUSTMENT (89923) 10726	EA		1									36	9
0 01228	5310-550-3503	WASHER: GENERATOR MTG (89923) 22868	EA		2									36	23
0 01229	5310-627-6128	WASHER: GENERATOR MTG (89923) 16964	EA		6									36	8
M 0 01230		WIRE: GENERATOR MTG (89923) 10629 MANUFACTURE FROM:	EA		1									36	30
P 0 01231	9505-198-9105	WIRE, STEEL (6 IN. REQUIRED)	LB			SEE	GRP	9501							
	01232	0602 - GENERATOR REGULATOR													
0 01233	5306-543-4305	BOLT, MACHINE: REGULATOR MTG (89923) 11015	EA		4									96	3



(1) SMR CODE INDEX NO.	(2) FEDERAL STOCK NUMBER	(3) DESCRIPTION  REFERENCE NO. & MER CODE      USABLE ON CODE	(4) UNIT OF ISSUE	(5) QTY UNIT OF PACK	(6) QTY INC IN UNIT	(7) 30 DAY DS MAINT ALLOWANCE			(8) 30-DAY GS MAINT ALLOWANCE			(9) 1-YR ALW PER 100 EQUIP CNTGCY	(10) DEPOT MAINT ALW PER 100 EQUIP	(11) ILLUSTRATION	
						(A)	(B)	(C)	(A)	(B)	(C)			(A)	(B)
						1-20	21-50	51-100	1-20	21-50	51-100			FIGURE NO.	ITEM NO/
0 01234	5310-012-0368	NUT, PLAIN HEXAGON; REGULATOR MTG SCREW (899235 10808)	EA		4									96	12
P 0 01235	2920-640-2519	REGULATOR: ENGINE GENERATOR (16764) 1119629	EA		1	2	2	3	2	2	3	40	10	96	2
0 01236	5310-012-0214	WASHER, LOCK: REGULATOR MTG (89923) 11014	EA		4									96	11
0 01237	5310-017-3127	WASHER, LOCK: REGULATOR MTG	EA		8									96	4
01238		0603 - STARTING MOTOR													
M 0 01239		CABLE ASSEMBLY: STARTER GROUND (89923) 22513 MANUFACTURE FROM:	EA		1									38	12
P 0 01240	2920-711-0400	CABLE, SPECIAL PURPOSE, ELECTRICAL  (10 IN. REQUIRED)	FT			SEE	GRP	9501							
X20 01241	5940-271-7439	TERMINAL, LUG: CABLE (81336) 17-7105-503-700	EA		1										
X20 01242	5940-754-5437	TERMINAL, LUG: CABLE (59730) K73	EA		1										
M 0 01243		CABLE ASSEMBLY: STARTER TO SOLENOID (27315) 23423 MANUFACTURED FROM:	EA		1									38	1
P 0 01244	2920-711-0400	CABLE, SPECIAL PURPOSE, ELECTRICAL  (16 IN. REQUIRED)	FT			SEE	GRP	9501							
X20 01245	5940-271-7439	TERMINAL, LUG: CABLE (81336) 177105503700	EA		1										
X20 01246		TERMINAL, LUG: CABLE (59730) K73	EA		1										

(1) SMR CODE INDEX NO.	(2) FEDERAL STOCK NUMBER	(3) DESCRIPTION  REFERENCE NO. & MFR. CODE      USABLE ON CODE		(4) UNIT OF ISSUE	(5) UNIT OF MEAS	(6) QTY INC IN UNIT	(7) 30 DAY DS MAINT ALLOWANCE			(8) 30-DAY GS MAINT ALLOWANCE			(9) 1-YR ALW PER 100 EQUIP CNTGCTY	(10) DEPOT MAINT ALW PER 100 EQUIP	(11) ILLUSTRATION	
							(a)	(b)	(c)	(a)	(b)	(c)			(a)	(b)
							1-20	21-50	51-100	1-20	21-50	51-100			FIGURE NO.	ITEM NO/
0 01247	5310-584-5005	NUT, PLAIN HEXAGON CABLE MTG (89923) 10317		EA		4									38	5
P 0 01248	2920-678-9813	PARTS KIT, ELECTRICAL (16764) 1947331		EA		1	2	2	3	2	2	3	30	20		
X1 01249	2920-898-4746	BEARING SLEEVE (16764) 1943580		EA		1										
X1 01250	312-510-9864	BEARING, SLEEVE (16764) 1921660		EA		1									39	5
X1 01251	5977-237-1596	BRUSH, ELECTRICAL CONTACT (16764) 1906902		EA		8									38	13
X1 01252		BUSHING: HOUSING (16764) 1942995		EA		1									39	1
X1 01253	3120-662-2926	BUSHING, SLEEVE (16764) 38273		EA		1									39	20
X1 01254	5970-675-8133	INSULATOR: BUSHING (16764) 1937116		EA		1									39	8
X1 01255	5970-613-2122	INSULATOR. BUSHING: TERMINAL (16764) 1914645		EA		1									39	9
X1 01256	2920-737-3225	INSULATOR: FIELD WINDING (16764) 1914873		EA		2									39	15
X1 01257	2920-734-8954	SPRING, HELICAL, TORSO: BRUSH (16764) 904981		EA		8									39	28
X1 01258		WASHER (1) (16764) 1936638		EA		0										
X1 01259		WASHER (1) (16764) 1945437		EA		0										
O 01260	5310-227-1913	WASHER FLAT: STARTER (16794) 1914647		EA		2									39	24
O 01261	5310-687-3320	WASHER, FLAT: STARTER (16764) 1907507		EA		1									39	3

(1) SMR CODE INDEX NO.	(2) FEDERAL STOCK NUMBER	(3) DESCRIPTION  REFERENCE NO. & MFR. CODE      USABLE ON CODE		(4) UNIT OF ISSUE	(5) UNIT OF MEAS	(6) QTY INC IN UNIT	(7) 30 DAY DS MAINT ALLOWANCE			(8) 30-DAY GS MAINT ALLOWANCE			(9) 1-YR ALW PER 100 EQUIP CNTGCTY	(10) DEPOT MAINT ALW PER 100 EQUIP	(11) ILLUSTRATION	
							(a)	(b)	(c)	(a)	(b)	(c)			(a)	(b)
							1-20	21-50	51-100	1-20	21-50	51-100			FIGURE NO.	ITEM NO/
0 01262	5310-178-9612	WASHER, FLAT: TERMINAL (16764) 1914842		EA		1									39	33
X1 01263	5330-734-8959	WASHER, NONMETALLIC (16764) 1913084		EA		5									39	25
X1 01264	5330-801-8703	WASHER, NONMETALLIC (16764) 1938446		EA		2									39	27
X1 01265	5330-286-3504	WASHER, NONMETALLIC: ENDBELL (16764) 1914649		EA		1									39	31
P 0 01266	5945-502-8256	RELAY: SOLENOID (16764) 1119756		EA		1	2	2	3	2	2	3	3	100	38	3
0 (01267)	5305-068-0501	SCREW, CAP, HEXAGON HEAD: CABLE MTG (89923) 10733		EA		4									38	2
0 (01268)	5305-042-6884	SCREW, CAP, HEXAGON HEAD: STARTER (89923) 10733		EA		3									38	16
P 0 01269	2920-585-5212	STARTER: ENGINE ELECTRICAL (16764) 1113757 (INCLUDES COMPONENTS OF PARTS KIT, STOCK No. 2920-678-9813)		EA		1	*	*	*	*	*	*	4	5	38	9
X1 01270	2920-652-7999	ARMATURE: MOTOR (16764) 1938994		EA		1									39	2
X1 01271	2920-538-0353	BAND: COVER.- ELECTRICAL (16764) 1914877		EA		1									38	10
0 01272	5306-550-9129	BOLT, MACHINE: STARTER (16764) 1914869		EA		4									39	19
0 01273	5306-276-8456	BOLT, MACHINE: STARTER (16764) 1913128		EA		6									39	34
X1 01274	5940-642-3930	CLIP, TERMINAL (16764) 193B8666		EA		1										
X1 01275	2920-652-7998	DRIVE, ENGINE, ELECTRICAL (16764) 1938993		EA		1									39	4

(1) SMR CODE INDEX NO.	(2) FEDERAL STOCK NUMBER	(3) DESCRIPTION  REFERENCE NO. & MFR CODE      USABLE ON CODE	(4) UNIT OF ISSUE	(5) UNIT OF MEAS	(6) QTY INC IN UNIT	(7) 30 DAY DS MAINT ALLOWANCE			(8) 30-DAY GS MAINT ALLOWANCE			(9) 1-YR ALW PER 100 EQUIP CNTGCV	(10) DEPOT MAINT ALW PER 100 EQUIP	(11) ILLUSTRATION	
						(a)	(b)	(c)	(a)	(b)	(c)			(a)	(b)
						1-20	21-50	51-100	1-20	21-50	51-100			FIGURE NO.	ITEM NO/
X1 01276	2920-669-5130	ENDBELL: ELECTRICAL ROTATING EQUIPMENT, COMPUTATOR END (16764) 1814633	EA		1									9	17
01277	5340-282-1608	PLUG, EXPANSION (16764) 453890	EA											39	21
0 01278	4730-011-8831	PLUG, PIPE: ENDBELL (16764) 118831	EA		1										
X1 01279	2920-291-9771	WICK: ENDBELL (16764) 1909560	EA		1										
X1 01280	5977-296-2497	HOLDER ASSEMBLY: BRUSH (16764) 1922869	EA		1										
X1 01281	5977-097-5975	HOLDER ASSEMBLY, ELECTRICAL (16764) 914636	EA		1										
X1 01282	5977-284-7628	HOLDER: ELECTRICAL BRUSH (16764) 1908456	EA		4										
X1 01283	5970-353-9838	INSULATOR: PLATE (16764) 1914639	EA		1										
X1 01284	5970-353-9842	INSULATOR: PLATE (16764) 1914644	EA		2										
X1 01285	5970-963-1617	INSULATOR: PLATE (16764) 1914643	EA		2										
X1 01286	2920-353-9840	PLATE: BRUSH HOLDER (16764) 1914641	EA		1										
0 01287	5305-207-1150	SCREW: ENDBELL (89923) 41825	EA		2										
0 01288	5305-371-5138	SCREW, MACHINE: ENDBELL (89923) 41826	EA		2										
0 01289	5305-543-2758	SCREW, MACHINE: ENDBELL (89923) 41827	EA		2										
0 01290	5305-363-3582	SCREW, SHOULDER (16764) 1904982	EA		2										

(1) SMR CODE INDEX NO.	(2) FEDERAL STOCK NUMBER	(3) DESCRIPTION  REFERENCE NO. & MER CODE      USABLE ON CODE	(4) UNIT OF ISSUE	(5) UNIT OF MEAS	(6) QTY INC IN UNIT	(7) 30 DAY DS MAINT ALLOWANCE			(8) 30-DAY GS MAINT ALLOWANCE			(9) 1-YR ALW PER 100 EQUIP CNTGCV	(10) DEPOT MAINT ALW PER 100 EQUIP	(11) ILLUSTRATION		
						(a)	(b)	(c)	(a)	(b)	(c)			(a)	(b)	
						1-20	21-50	51-100	1-20	21-50	51-100			FIGURE NO.	ITEM NO/	
X1 01291	2920-353-9839	SHIM (16764) 1914640		EA		2										
0 01292	5310-053-2226	WASHER: ENDBELL (89923) 41828	EA		8											
X1 01293	5330-640-9285	WASHER, NONMETALLIC (16764) 1913080	EA		8											
X1 01294	2920-690-6941	HOUSING: ENGINE DRIVE, ELECTRICAL STARTER (16764) 1919033	EA		1									39		2
0 01295	4730-011-8831	PLUG, PIPE: HOUSING (16764) 118831	EA		1											
X1 01296	9390-424-5145	WICK: HOUSING (16764) 19096w	EA		1											
0 01297	531-685-1429	NUT, PLAIN, HEXAGON: STARTER (16764) 453285	EA		2									39		11
0 01298	5310-685-1429	NUT, PLAIN, HEXAGON: STARTER (16764) 453285	EA		2									38		7
0 01299	5310-816-1030	NUT, PLAIN, HEXAGON: STARTER (16764) 453287	EA		2									39		23
X1 01300	2920-625-4393	PLATE ASSEMBLY: CENTER BEARING (16764) 1918651	EA		1									39		6
0 01301	4730-011-8831	PLUG, PIPE: BEARING (16764) 118831	EA		1											
X1 01302	2805-530-1335	WICK: BEARING (16764) 1920500	EA		1											
X1 01303	2920-821-2935	POLE PIECE: STARTING MOTOR FIELD LEFT LIP (16764) 1938308	EA		2									39		14
X1 01304		POLE PIECE: STARTING MOTOR FIELD RIGHT LIP (16764) 1939309	EA		2									39		14
O 01305	5305-995-3442	SCREW, MACHINE: BAND (16764) 453479	EA		2									38		11

(1) SMR CODE INDEX NO.	(2) FEDERAL STOCK NUMBER	(3) DESCRIPTION  REFERENCE NO. & MER CODE      USABLE ON CODE	(4) UNIT OF ISSUE	(5) UNIT OF MEAS	(6) QTY INC IN UNIT	(7) 30 DAY DS MAINT ALLOWANCE			(8) 30-DAY GS MAINT ALLOWANCE			(9) 1-YR ALW PER 100 EQUIP CNTGCY	(10) DEPOT MAINT ALW PER 100 FOUIP	(11) ILLUSTRATION	
						(a)	(b)	(c)	(a)	(b)	(c)			(a)	(b)
						1-20	21-50	51-100	1-20	21-50	51-100			FIGURE NO.	ITEM NO/
0 01306	5305-889-3002	SCREW, MACHINE: STARTER (16764) 453281	EA		8									38	15
0 01307	5305-984-6192	SCREW, MACHINE: STARTER (16764) 453293	EA		3									39	30
0 01308	5305-959-4157	SCREW, MACHINE: STARTING MOTOR (16764) 1913960	EA											39	12
X1 01309	2920-374-4458	SPACER: CENTER BEARING (16764) 1914868	EA		1										
X1 01310	5940-656-2416	TERMINAL: STUD (16764) 1937115	EA		1									39	7
0 01311	5310-685-1653	WASHER, FLAT: STARTER (16764) 1913086	EA		2									39	10
0 01312	5310-209-3597	WASHER: KEY (16764) 1913130	EA		12									39	18
0 01313	5310-015-3298	WASHER, LOCK (16764) 453298	EA		2									38	8
0 01314	5310-045-3298	WASHER, LOCK: STARTER (16764) 453298	EA		2									39	26
0 01315	5310-045-3299	WASHER, LOCK: STARTER (16764) 453299	EA		8									38	14
0 01316	5310-734-8923	WASHER, LOCK: STARTER (16764) 1914107	EA		3									39	29
0 01317	5310-276-2747	WASHER, LOCK: TERMINAL (16764) 1914648	EA		1									39	22
X1 01318	2920-765-6291	WINDING, MOTOR FIELD: LH (16764) 1937117	EA		1									39	16
X1 01319	2920-707-6944	WINDING, MOTOR FIELD: RH (16764) 1937121	EA		1									39	13
0 01320	5310-012-1753	WASHER, LOCK: CABLE MTG (89923) 12889	EA		8									38	4

(1) SMR CODE INDEX NO.	(2) FEDERAL STOCK NUMBER	(3) DESCRIPTION  REFERENCE NO. & MER CODE      USABLE ON CODE		(4) UNIT OF ISSUE	(5) UNIT OF MEAS	(6) QTY INC IN UNIT	(7) 30 DAY DS MAINT ALLOWANCE			(8) 30-DAY GS MAINT ALLOWANCE			(9) 1-YR ALW PER 100 EQUIP CNTGCV	(10) DEPOT MAINT ALW PER 100 EQUIP	(11) ILLUSTRATION	
							(a)	(b)	(c)	(a)	(b)	(c)			(a)	(b)
							1-20	21-50	51-100	1-20	21-50	51-100			FIGURE NO.	ITEM NO/
0 01321	5310-011-4609	WASHER, LOCK: STARTER (89923) 13134		EA		3									38	17
X20 01322		WIRE ASSEMBLY (89923) T23826		EA		1									38	6

(1) SMR CODE INDEX NO.	(2) FEDERAL STOCK NUMBER	(3) DESCRIPTION  REFERENCE NO. & MER CODE      USABLE ON CODE	(4) UNIT OF ISSUE	(5) UNIT OF MEAS	(6) QTY INC IN UNIT	(7) 30 DAY DS MAINT ALLOWANCE			(8) 30-DAY GS MAINT ALLOWANCE			(9) 1-YR ALW PER 100 EQUIP CNTGCV	(10) DEPOT MAINT ALW PER 100 EQUIP	(11) ILLUSTRATION		
						(a)	(b)	(c)	(a)	(b)	(c)			(a)	(b)	
						1-20	21-50	51-100	1-20	21-50	51-100			FIGURE NO.	ITEM NO/	
01323		PART II														
01323A		GROUP 01 - ENGINE														
01324		0100 - ENGINE ASSEMBLY														
X2F 01325		BLOCK, MOUNTING: ENGINE FRONT (27315) 16T3074	EA		2									40	9	
X2F 01326		BLOCK, MOUNTING: ENGINE REAR (27315) 16T3075	EA		2									40	8	
X2F 01327		BOLT, HEXAGON HEAD: ENGINE TO FRONT SUPPORT (11083) S1569	EA		4									40	1	
X20 01328		BOLT, HEXAGON HEAD: LIFTING EYE PLATE (11083) 1S6181	EA		2									44	2	
P F T 01329	2815-929-8142	ENGINE ASSEMBLY, DIESEL: CATERPILLAR MODEL D333TA (11083) 3R6103	EA	1	1	*	*	*	*	*	*	5	2			
X20 01330		EYE, LIFTING (11083) 5L4544	EA		2									44	3	
P H 01331		GASKET KIT, COMPLETE OVERHAUL (11083) 5S4048 (INCLUDES COMPONENTS OF GASKET SET, STOCK NO. (11083) 5S4049)	EA		1				2	2	4	50	100			
X1 01332	2815-663-4395	GASKET (1) (11083) 7B2419	EA		0											
X1 01333	2815-931-8048	GASKET (1) (11083) 156595	EA		0											
X1 01334		GASKET (1) (11083) 5L51341	EA		0											
P F 01335	5330-916-1757	GASKET: ADJUSTING SCREW COVER (11083) 1S155	EA		1											SEE GRP 0308
X1 01336	5330-074-3787	GASKET: AIR CLEANER ELEM4ENT TO BODY (11083) 4L9891	EA		2											SEE GRP 0304



(1) SMR CODE INDEX NO.	(2) FEDERAL STOCK NUMBER	(3) DESCRIPTION  REFERENCE NO. & MER CODE      USABLE ON CODE	(4) UNIT OF ISSUE	(5) UNIT OF MEAS	(6) QTY INC IN UNIT	(7) 30 DAY DS MAINT ALLOWANCE			(8) 30-DAY GS MAINT ALLOWANCE			(9) 1-YR ALW PER 100 EQUIP CNTGCV	(10) DEPOT MAINT ALW PER 100 EQUIP	(11) ILLUSTRATION		
						(a)	(b)	(c)	(a)	(b)	(c)			(a)	(b)	
						1-20	21-50	51-100	1-20	21-50	51-100			FIGURE NO.	ITEM NO/	
P H 01337	5330-948-6116	GASKET: BELL MTG (11083) 9H2711	EA		1	SEE GRP 0106										
P O 01338	2930-893-5250	GASKET: COVER (11083) 4M6480	EA		1	SEE GRP 0101										
P O 01339	5330-999_8358	GASKET: COVER (11083) 4M220	EA		1	SEE GRP 0101										
X1 01340	5330-074-3619	GASKET: COVER (11083) 4L1269	EA		1	SEE GRP 0504										
P F 01341	5330-074-3605	GASKET: COVER MTG (11083) 8H9788	EA		1	SEE GRP 0109										
P H 01342	2815-352-7740	GASKET: COVER AND SCREEN TO BELL (11083) 4F3956	EA		2	SEE GRP 0106										
P O 01343	2940-976-9167	GASKET: CRANKCASE BREATHER (11083) 4L8231	EA		1	SEE GRP 0106										
P O 01344	5330-567-0024	GASKET: ELBOW, BASE, ELBOW AND PLATE TO CYLINDER BLOCK (11083) IM9390	EA		5	SEE GRP 0106 AND 0503										
P F 01345	2815-768-2338	GASKET: ELBOW MTG (11083) 6H8778	EA		1	SEE GRP 0106										
P O 01346	5330-074-3618	GASKET: ELBOW TO OIL COOLER HOUSING (11083) 5L7464	EA		1	SEE GRP 0503										
P H 013347	5330-922-6227	GASKET: ELBOW TO OIL PUMP (11083) 9H2713	EA		1	SEE GRP 0106										
P O 013348	5330-074-3581	GASKET: ELBOW TO WATER PUMP (11083) 4L2284	EA		1	SEE GRP 0503										
P O 01349	5330-923-6965	GASKET: FILTER BASE MTG (11083) 1S6812	EA		1	SEE GRP 0106										
P O 01350	5330-074-3621	GASKET: FLANGE AND ELBOW TO AFTERCOOLER COVER (11083) 5L7819	EA		1	SEE GRP 0503										
P F 01351	5330-074-3600	GASKET: FLYWHEEL HOUSING (11083) 9H5921	EA		1	SEE GRP 0103										

(1) SMR CODE INDEX NO.	(2) FEDERAL STOCK NUMBER	(3) DESCRIPTION  REFERENCE NO. & MER CODE      USABLE ON CODE		(4) UNIT OF ISSUE	(5) UNIT OF MEAS	(6) QTY INC IN UNIT	(7) 30 DAY DS MAINT ALLOWANCE			(8) 30-DAY GS MAINT ALLOWANCE			(9) 1-YR ALW PER 100 EQUIP CNTGCV	(10) DEPOT MAINT ALW PER 100 EQUIP	(11) ILLUSTRATION	
							(a)	(b)	(c)	(a)	(b)	(c)			(a)	(b)
							1-20	21-50	51-100	1-20	21-50	51-100			FIGURE NO.	ITEM NO/
X1 01352	2910-084-7503	GASKET: FUEL FILTER (11083) 5M954		EA		1	SEE GRP 0309									
P O 01353		GASKET: FUEL FILTER MTG (11083) 5S6692		EA		2	SEE GRP 0302									
P F 01354	2910-898-6696	GASKET: FUEL PUMP (11083) 8H9405		EA		1	SEE GRP 0302									
P F 01355	2910-714-3666	GASKET: FUEL PUMP (11083) 6H9949		EA		1	SEE GRP 002									
P F 01356	2990-898-6697	GASKET: GOVERNOR AND ACCESSORY DRIVE (11083) 8H9223		EA		2	SEE GRP 0109 AND 0308									
X1 01357	2815-858-8136	GASKET: HOUSING (11083) 9H5920		EA		1	SEE GRP 0504									
P F 01358	5330-074-3606	GASKET: HOUSING MTG (11083) 8H9220		EA		1	SEE GRP 0109									
P F 01359	5330-074-3604	GASKET: HOUSING MTG (11083) 8H9364		EA		1	SEE GRP 0109									
P F 01360	5330-074-3613	GASKET: OIL COOLER HOUSING (11083) 4L2167		EA		1	SEE GRP 0106									
P O 01361	2815-895-7036	GASKET: OIL FILTER COVER (11083) 5M5999		EA		2	SEE GRP 0106									
P F 01362	2910-844-6907	GASKET: OIL LEVEL GAGE GUIDE (11083) 7F7889		EA		1	SEE GRP 0106									
P F 01363	5330-074-3603	GASKET: OIL PAN (11083) 4M2969		EA		1	SEE GRP 0106									
P F 01364		GASKET: OIL PAN (11083) 4M2962		EA		1	SEE GRP 0106									
P F 01365	5330-074-3614	GASKET: OIL COOLER COVER (11083) 4L1287		EA		1	SEE GRP 0106									
P F 01366	5330-948-6125	GASKET: OIL TUBE TO OIL COOLER (11083) 8M5521		EA		1	SEE GRP 0106									

(1) SMR CODE INDEX NO.	(2) FEDERAL STOCK NUMBER	(3) DESCRIPTION  REFERENCE NO. & MER CODE      USABLE ON CODE	(4) UNIT OF ISSUE	(5) UNIT OF MEAS	(6) QTY INC IN UNIT	(7) 30 DAY DS MAINT ALLOWANCE			(8) 30-DAY GS MAINT ALLOWANCE			(9) 1-YR ALW PER 100 EQUIP CNTGCV	(10) DEPOT MAINT ALW PER 100 EQUIP	(11) ILLUSTRATION	
						(a)	(b)	(c)	(a)	(b)	(c)			(a)	(b)
						1-20	21-50	51-100	1-20	21-50	51-100			FIGURE NO.	ITEM NO/
P F 01367	5330-074-3513	GASKET: OIL TUBE TO OIL COOLER (11083) 4H9541	EA		1	SEE GRP 0106									
P F 01368	5330-954-3693	GASKET: PLATE TO COVER (11083) 3L5986	EA		1	SEE GRP 0308									
P 0 01369	5330-365-2302	GASKET: PLUNGER (11083) 1A2024	EA		2	SEE GRP 0309									
X1 01370	5330-074-3602	GASKET: SIDE COVER (11083) 4M2	EA		1	SEE GRP 0101									
P F 01371	5330-074-3598	GASKET: TIMING GEAR HOUSING (11083) 9H3847	EA		1	SEE GRP 0105									
P F 01372	5330-074-3599	GASKET: TIMING GEAR HOUSING PLATE (11083) 9H3864	EA		1	SEE GRP 0105									
P F 01373	5330-074-3587	GASKET: TUBE MTG (11083) 7H3270	EA		1	SEE GRP 0305									
X1 01374	5330-074-3601	GASKET: TUBE TO BLOCK (11083) 5L2670	EA		2	SEE GRP 0101 AND 0503									
X1 01375	5330-983-598	GASKET: WATER PUMP TO OIL COOLER (11083) 6L2672	EA		1	SEE GRP 0504									
X1 01376	5330-074-3774	PACKING, PREFORMED (1) (11083) 7M9909	EA		0										
X1 01377	2910-251-0493	PACKING, PREFORMED (2) (11083) 5M6038	EA		0										
P 0 01378	2940-713-8660	PACKING, PREFORMED: OIL CLEANER COUPLING (11083) 5H7704	EA		1	SEE GRP 0304									
P F 01379	2520-633-4535	PACKING, PREFORMED: BRACKET TO BLOCK (11083) 2H3932	EA		1	SEE GRP 0302									
X1 01380	5330-285-6866	PACKING, PREFORMED: CYLINDER LINER (11083) 7B2124	EA		12	SEE GRP 0101									
X1 01381	5330-710-2143	PACKING, PREFORMED: OIL FILTER COVER SCREW (11083) 3H3385	EA		2	SEE GRP 0106									

(1) SMR CODE INDEX NO.	(2) FEDERAL STOCK NUMBER	(3) DESCRIPTION  REFERENCE NO. & MER CODE      USABLE ON CODE	(4) UNIT OF ISSUE	(5) UNIT OF MEAS	(6) QTY INC IN UNIT	(7) 30 DAY DS MAINT ALLOWANCE			(8) 30-DAY GS MAINT ALLOWANCE			(9) 1-YR ALW PER 100 EQUIP CNTGCV	(10) DEPOT MAINT ALW PER 100 EQUIP	(11) ILLUSTRATION	
						(a)	(b)	(c)	(a)	(b)	(c)			(a)	(b)
						1-20	21-50	51-100	1-20	21-50	51-100			FIGURE NO.	ITEM NO/
P O 01382	5330-893-7271	PACKING, PREFORMED: FILTER TO FUEL PUMP (11083) 9H4557	EA		2	SEE GRP 0309									
P F 01383	5330-074-3609	PACKING, PREFORMED: FUEL PUMP BRACKET (11083) IM8508	EA		1	SEE GRP 0302									
P H 01384	5330-924-0137	PACKING, PREFORMED: HOUSING (11083) 9M9545	EA		1	SEE GRP 0305									
P F 01385	5330-948-6068	PACKING, PREFORMED: OIL FILTER TUBES (11083) 8M4991	EA		1	SEE GRP 0106									
P O 01386	2520-894-7299	PACKING, PREFORMED: SERVICE METER (11083) 9H6761	EA		1	SEE GRP 4701									
X1 01387	5315-999-8404	PIN COTTER: CONNECTING ROD (11083) 1S685	EA		12	SEE GRP 0104									
X1 01388		PIN COTTER: MAIN BEARING CAP (11083) 5H9456	EA		14	SEE GRP 0101									
X1 01389		SEAL (1) (11083) 4S6413	EA		0										
X1 01390		SEAL (1) (11083) 2L3627	EA		0										
X1 01391	5330-923-6953	SEAL BEARING (11083) 4L6942	EA		1	SEE GRP 0504									
P O 01392	5330-865-0404	SEAL, ELBOW (11083) 6F6673	EA		1	SEE GRP 0503									
P H 01393	5330-924-0104	SEAL: FRONT MAIN BEARING (11083) 1S4604	EA		1	SEE GRP 0102									
P F 01394	3830-214-3561	SEAL: OIL COOLER HOSE (11083) 5F1678	EA		2	SEE GRP 0106									
P H 01395	2815-898-6665	SEAL: REAR MAIN BEARING (11083) 9H1129	EA		1	SEE GRP 0102									
P H 01396	2990-858-6201	SEAL: SHAFT (11083) 8H9180	EA		1	SEE GRP 0308									

(1) SMR CODE INDEX NO.	(2) FEDERAL STOCK NUMBER	(3) DESCRIPTION  REFERENCE NO. & MER CODE      USABLE ON CODE	(4) UNIT OF ISSUE	(5) UNIT OF MEAS	(6) QTY INC IN UNIT	(7) 30 DAY DS MAINT ALLOWANCE			(8) 30-DAY GS MAINT ALLOWANCE			(9) 1-YR ALW PER 100 EQUIP CNTGCV	(10) DEPOT MAINT ALW PER 100 EQUIP	(11) ILLUSTRATION		
						(a)	(b)	(c)	(a)	(b)	(c)			(a)	(b)	
						1-20	21-50	51-100	1-20	21-50	51-100			FIGURE NO.	ITEM NO/	
P O 01397	5310-188-4233	WASHER, FLAT: FUEL FILTER DRAIN (11083) 1B4218	EA		1	SEE GRP 0309										
P O 01398	5310-194-0875	WASHER, FLAT: OIL DRAIN PLUG (11083) 4F9325	EA		1	SEE GRP 0106										
X1 01399	5330-893-8335	WASHER, NONMETALLIC (11083) 1M1077	EA		6	SEE GRP C302										
X1 01400	5330-074-3791	WASHER, NONMETALLIC (1) (11083) 9M57	EA		0											
P O 04101	5330-351-6387	WASHER, NONMETALLIC: BREATHER COVER (11083) L906	EA		1	SEE GRP 0106										
P F 01402		GASKET SET, VALVE GRINDING (11083) 5S44049	EA		1	2	2	4	2	2	4	50				
X1 01403	200-893-6556	GASKET (1) (11083) 2M890	EA		0											
P O 01404	5330-074-3622	GASKET: AFTER COOLER COVER MTG (11083) 5L7493	EA		2	SEE GRP 0501										
P O 01405	5330-074-3620	GASKET: AFTER COOLER FLANGE (11083) 5L7466	EA		1	SEE GRP 0501										
X1 01406	2930-893-7273	GASKET: COVER PLATE (11083) 7H4223	EA		1	SEE GRP 0101										
X1 01407	5330-074-3569	GASKET: CYLINDER HEAD (11083) 5M6039	EA		1	SEE GRP 0101										
P O 01408	5330-948-6089	GASKET: EXHAUST MANIFOLD (11083) 6L2105	EA		6	SEE GRP 0108										
P O 01409	5330-924-0048	GASKET: MANIFOLD TO TURBO CHARGER (11083) 1S4295	EA		1	SEE GRP 0108										
X1 01410		GASKET: ROCKER INSPECTION COVER (11083) 5M7539	EA		1	SEE GRP 0105										
P O 01411	5330-074-3597	GASKET: THERMOSTAT HOUSING (11083) 8M1589	EA		1	SEE GRP 05011										

(1) SMR CODE INDEX NO.	(2) FEDERAL STOCK NUMBER	(3) DESCRIPTION  REFERENCE NO. & MER CODE      USABLE ON CODE	(4) UNIT OF ISSUE	(5) UNIT OF MEAS	(6) QTY INC IN UNIT	(7) 30 DAY DS MAINT ALLOWANCE			(8) 30-DAY GS MAINT ALLOWANCE			(9) 1-YR ALW PER 100 EQUIP CNTGCV	(10) DEPOT MAINT ALW PER 100 EQUIP	(11) ILLUSTRATION		
						(a)	(b)	(c)	(a)	(b)	(c)			(a)	(b)	
						1-20	21-50	51-100	1-20	21-50	51-100			FIGURE NO.	ITEM NO/	
X1 01412	2990-962-4570	PACKING, PREFORMED: (1) (11083) 5M7590	EA		0											
X1 01413	2930-551-9118	PACKING, PREFORMED (6) (11083) 2H3088	EA		0											
P O 01414	2815-290-8365	PACKING, PREFORMED: AFTERCOOLER LINE (11083) 6F4855	EA		1	SEE GRP 0501										
X1 01415	5330-286-7294	PACKING, PREFORMED: COMPRESSION RELEASE SHAFT (11083) 3H4970	EA		1	SEE GRP 0110										
P O 01416	5330-710-2146	PACKING, PREFORMED: COUPLING (11083) 3H976	EA		1	SEE GRP 0304										
X1 01417	5330-923-8146	PACKING, PREFORMED: CYLINDER HEAD FERRULE (11083) 8M7754	EA		2	SEE GRP 0101										
X1 01418	2815-618-6024	PACKING, PREFORMED: CYLINDER HEAD FERRULE (11083) 686225	EA		19	SEE GRP 0101										
P O 01419	5330-074-3776	PACKING, PREFORMED: FLANGE AND ELBOW (11083) 5L7737	EA		4	SEE GRP 0503										
X1 01420	5330-198-6169	PACKING, PREFORMED: INJECTOR (11083) 5B3718	EA		6	SEE GRP 0301										
P F 01421	5330-828-9787	PACKING, PREFORMED: OIL SUCTION TUBE AND OIL TUBE (11083) 9H6067	EA		2	SEE GRP 0106 AND 0305										
P O 01422	2910-351-6406	PACKING, PREFORMED: ROCKER COVER STUD (11083) 7B305	EA		6	SEE GRP 0305										
P F 01423	5330-074-3773	PACKING, PREFORMED: TURBOCHARGER PIPE (11083) 4L8337	EA		4	SEE GRP 0301										
X1 01424	2910-333-5032	SEAL: FUEL INJECTOR (11083) 6F1069														
P O 01425		SEAL: ROCKER ARM COVER (11083) 4S8729	EA		7	SEE GRP 0105										
P O 01426	5330-567-0000	SEAL, THERMOSTAT HOUSING (11083) 4L8098	EA		1	SEE GRP 0503										

(1) SMR CODE INDEX NO.	(2) FEDERAL STOCK NUMBER	(3) DESCRIPTION  REFERENCE NO. & MFR. CODE      USABLE ON CODE	(4) UNIT OF ISSUE	(5) UNIT OF MEAS	(6) QTY INC IN UNIT	(7) 30 DAY DS MAINT ALLOWANCE			(8) 30-DAY GS MAINT ALLOWANCE			(9) 1-YR ALW PER 100 EQUIP CNTGCV	(10) DEPOT MAINT ALW PER 100 EQUIP	(11) ILLUSTRATION		
						(a)	(b)	(c)	(a)	(b)	(c)			(a)	(b)	
						1-20	21-50	51-100	1-20	21-50	51-100			FIGURE NO.	ITEM NO/	
X1 01427	5330-074-3595	SEAL: VALVE STEM (11083) 2M7876	EA		12	SEE GRP 0105										
X1 01428		SLEEVE (11083) 4H2494	EA		6	SEE GRP 0306 0310, AND 0501										
X1 01429	5310-423-8884	SPACER, RING: CYLINDER HEAD PLUG (11083) 25721	EA		1	SEE GRP 0101										
X1 01430	5310-074-3833	WASHER, FLAT: COMBUSTION CHAMBER MTG (11083) 5M2667	EA		6	SEE GRP 0101										
01431	5310-266-0389	NUT, PLAIN, HEXAGON: ENGINE TO FRONT SUPPORT (11083) 1D4720	EA		4									40		12
O 01432	5310-022-0081	NUT, PLAIN, HEXAGON: LIFTING EYE (11083) 1B4331	EA		2									44		4
X20 01433		PLATE, LIFTING EYE (11083) 4L1227	EA		1									44		5
O 01434	5310-022-3808	SCREW, CAP, HEXAGON HEAD: FRONT AND REAR SUPPORT MTG, 5/8-11 THD SIZE, 1 1/4 IN. LG	EA		6									40		4
O 01435	5305-527-4193	SCREW, CAP, HEXAGON HEAD: REAR SUPPORT TO ENGINE	EA		8									40		7
X2F 01436		SHIM: SUPPORT (11083) 4L7893	EA		2									40		3
X2F 01437	2930-981-9018	SUPPORT ASSEMBLY: ENGINE AND RADIATOR MTG, LH (11083) 4L2922	EA		1									40		10
X2F 01438	2930-981-9069	SUPPORT ASSEMBLY: ENGINE AND RADIATOR MTG, RH (11083) 4L2921	EA		1									40		11
X2F 01439		SUPPORT, REAR: ENGINE MTG (27315) 16P881	EA		2									40		5
X20 01440		WASHER: LIFTING EYE PLATE (11083) 6B863	EA		2									44		1
O 01441	5310-514-6841	WASHER, LOCK: ENGINE TO FRONT SUPPORT (11083) 3B4510	EA		4									40		2

(1) SMR CODE INDEX NO.	(2) FEDERAL STOCK NUMBER	(3) DESCRIPTION  REFERENCE NO. & MER CODE      USABLE ON CODE	(4) UNIT OF ISSUE	(5) UNIT OF MEAS	(6) QTY INC IN UNIT	(7) 30 DAY DS MAINT ALLOWANCE			(8) 30-DAY GS MAINT ALLOWANCE			(9) 1-YR ALW PER 100 EQUIP CNTGCV	(10) DEPOT MAINT ALW PER 100 EQUIP	(11) ILLUSTRATION	
						(a)	(b)	(c)	(a)	(b)	(c)			(a)	(b)
						1-20	21-50	51-100	1-20	21-50	51-100			FIGURE NO.	ITEM NO/
F 01442	5310-514-6841	WASHER, LOCK: FRONT AND REAR SUPPORT MTG	EA		6									40	2
F 01443	5310-012-0384	WASHER, LOCK: REAR SUPPORT TO ENGINE	EA		8									40	6
01444		0101 - CRANKCASE, BLOCK, CYLINDER HEAD													
P H R 01445		BLOCK ASSEMBLY CYLINDER (11083) 2S8888	EA		1	1			*	*	*	3	2	41	2
P H 01446	2815-893-8317	BEARING, SLEEVE: CRANKSHAFT (11083) 7M4046	EA		4	SEE GRP 0105									
P H 01447	2815-081-2827	BEARING, SLEEVE: CAMSHAFT (11083) 9M5477	EA		1	SEE GRP 0105									
O 01448	5306-426-2933	BOLT, HEXAGON: BLOCK HOLE PLUGGING (11083) S1620	EA		1									42	9
O 01449	5306-263-7301	BOLT, HEXAGON: BLOCK SIDE COVER MTG (11083) L1351	EA		24									42	13
X20 01450		BOLT, HEXAGON: REAR COVER (11083) L2070	EA		1									42	1
X20 01451		BOLT, HEXAGON: REAR COVER (11083) L1351	EA		1									42	16
P D 01454		CAP, FRONT: MAIN BEARING CAP (11083) 5M3310	EA		1								5	41	5
P D 01457		CAP, INTERMEDIATE: MAIN BEARING (11083) 2M765	EA		5								25	41	8
P D 01458		CAP, REAR: MAIN BEARING (11083) 2M767	EA		1								5	41	9
P H 01459		SHIM: MAIN BEARING CAP (11083) 2M769 (AS REQUIRED)	EA						2	5	9	112	140	41	10



(1) SMR CODE INDEX NO.	(2) FEDERAL STOCK NUMBER	(3) DESCRIPTION  REFERENCE NO. & MER CODE      USABLE ON CODE	(4) UNIT OF ISSUE	(5) UNIT OF MEAS	(6) QTY INC IN UNIT	(7) 30 DAY DS MAINT ALLOWANCE			(8) 30-DAY GS MAINT ALLOWANCE			(9) 1-YR ALW PER 100 EQUIP CNTGCV	(10) DEPOT MAINT ALW PER 100 EQUIP	(11) ILLUSTRATION	
						(a)	(b)	(c)	(a)	(b)	(c)			(a)	(b)
						1-20	21-50	51-100	1-20	21-50	51-100			FIGURE NO.	ITEM NO/
P H 01460		SHIM: MAIN BEARING CAP (11083) 2M770 (AS REQUIRED)	EA						7	14	28	336	420	41	11
X20 01461		COVER, SIDE: BLOCK (11083) 9M955	EA		1									43	11
X20 01462		COVER: BLOCK SIDE COVER (11083) IM130	EA		1									43	14
X20 01463		COVER, SIDE: CYLINDER BLOCK (11083) 5M1903	EA		1									43	3
P H 01464	2815-941-5349	CYLINDER SLEEVE (11083) 3S5850	EA		6				2	2	4	4	600	41	1
X2H 01465		DOWEL (11083) 3F6808	EA		6										
F 01466	5315-943-4486	DOWEL: BLOCK TO CYLINDER HEAD (11083) 4M199	EA		2									42	5
F 01467	5315-771-2038	DOWEL: TIMING GEAR HOUSING MTG (11083) 3B6349	EA		2									41	13
P F 01468	3805-949-4765	FERRULE (11083) 8H9650	EA		1	*	*	*	*	*	*	2	*		
X20 01469		FLANGE: CYLINDER BLOCK (11083) 4L7886	EA		1									42	3
P O 01470	2930-893-5250	GASKET: COV ER (11083) 4M6480 (COMPONENT OF GASKET KIT, STOCK NO. (11083) 5S4048, SEE GROUP 0100)	EA		1	2	2	4	2	2	4	50		43	13
P O 01471	5330-999-8358	GASKET: COVER (11083) 4M2250 (COMPONENT OF GASKET KIT, STOCK NO. (11083) 5S4048 SEE GROUP 0100)	EA		1	2	2	4	2	2	4	50		43	4
X1 01472	5330-074-3601	GASKET: REAR COVER (11083) 5L2670 (COMPONENT OF GASKET KIT, STOCK NO. (11083) 5S4048, SEE GROUP 0100)	EA		1									42	4

(1) SMR CODE INDEX NO.	(2) FEDERAL STOCK NUMBER	(3) DESCRIPTION  REFERENCE NO. & MER CODE      USABLE ON CODE	(4) UNIT OF ISSUE	(5) UNIT OF MEAS	(6) QTY INC IN UNIT	(7) 30 DAY DS MAINT ALLOWANCE			(8) 30-DAY GS MAINT ALLOWANCE			(9) 1-YR ALW PER 100 EQUIP CNTGCV	(10) DEPOT MAINT ALW PER 100 EQUIP	(11) ILLUSTRATION	
						(a)	(b)	(c)	(a)	(b)	(c)			(a)	(b)
						1-20	21-50	51-100	1-20	21-50	51-100			FIGURE NO.	ITEM NO/
H 01473	5310-377-3500	NUT, PLAIN, HEXAGON: MAIN BEARING CUP (11083) 1A5660	EA		14									41	7
X20 01474		NUT, PLAIN, HEXAGON: SIDE COVER COVER (11083) LB4203	EA		2									42	12
X2F 01475	2990-923-2541	ORIFICE, OIL DISTRIBUTION (11083) 8M3023	EA		6										
X1 01476		PIN, COTTER: MAIN BEARING CAP (11083) 5H9456 (COMPONENT OF GASKET KIT, STOCK NO. (11083) 5S4048, SEE GROUP 0100)	EA		14									41	6
H 01477	5315-514-1616	PIN, STRAIGHT, HEADLESS: BEARING CAP (11083) 2H1190	EA		1									41	4
H 01478	5315-252-2959	PIN, STRAIGHT, HEADLESS: FLYWHEEL HOUSING MTG (11083) 2A3798	EA		2									41	3
H 01479	5315-921-7157	PIN TAPERED, THREADED: BEARING CAP (11083) 4M8070	EA		10									41	12
H 01480	5315-921-7158	PIN, TAPERED, THREADED: BEARING CAP (11083) 5M3307	EA		2									41	15
P F 01481	5340-417-2920	PLUG, EXPANSION: CYLINDER BLOCK (58312) 4B5387-00	EA		3	*	*	*	*	*	*	3	*	42	18
P F 01482	5310-276-5832	PLUG, EXPANSION: CYLINDER BLOCK (11083) 4B3938	EA		1	*	*	*	*	*	*	2	*	42	7
O 01483	4730-287-3279	PLUG, PIPE: CYLINDER BLOCK (11083) 5M6213	EA		3									42	6
O 01484	4730-924-7886	PLUG, PIPE: CYLINDER BLOCK (11083) 5M6214	EA											43	7
X2F 01485	2815-850-3812	RESTRICTOR FLUID, OIL DISTRIBUTION (11083) 2S1541	EA		6										
O 01486	5305-577-5462	SCREW, CAP, HEXAGON HEAD: COVER MTG (11083) S1594	EA		4									43	1
X2F 01487	2815850-3750	SHAFT. IDLER (11083) 8H9652	EA		1									42	17

(1) SMR CODE INDEX NO.	(2) FEDERAL STOCK NUMBER	(3) DESCRIPTION  REFERENCE NO. & MER CODE      USABLE ON CODE	(4) UNIT OF ISSUE	(5) UNIT OF MEAS	(6) QTY INC IN UNIT	(7) 30 DAY DS MAINT ALLOWANCE			(8) 30-DAY GS MAINT ALLOWANCE			(9) 1-YR ALW PER 100 EQUIP CNTGCV	(10) DEPOT MAINT ALW PER 100 FOUIP	(11) ILLUSTRATION	
						(a)	(b)	(c)	(a)	(b)	(c)			(a)	(b)
						1-20	21-50	51-100	1-20	21-50	51-100			FIGURE NO.	ITEM NO/
O 01488	2990-362-7373	STUD: SIDE COVER (11083) 3378A	EA		2									42	19
P H 01489		STUD, MAIN BEARING CAP (11083) 5L7648	EA		2				*	*	*	2	5	41	16
O 01490	5310-194-0875	WASHER FLAT: BLOCK BOLT (11083) 4F9325	EA		1									42	8
O 01491	5310-514-6849	WASHER LOCK: COVER MTG (11083) 3B4506	EA		4									43	2
O 01492	5310-514-6849	WASHER, LOCK: REAR COVER MTG (11083) 3B4506	EA		2									42	2
O 01493	5310-514-6849	WASHER, LOCK: SIDE COVER (11083) 3B4506	EA		27									42	2
P H 01494	2815-850-3739	GASKET SET, PISTON AND LINER REPLACEMENT (11083) 5S4050	EA		1				2	2	4	48	*		
P F 01495		GASKET: OIL PAN (11083) 4M2962	EA		1	SEE GRP 0106									
P F 01496	5330-074-3603	GASKET: OIL PAN (11083) 4M969	EA		1	SEE GRP 0106									
X1 01497	5330-074-3602	GASKET: SIDE COVER (11083) 4M2956 (COMPONENT OF GASKET KIT, STOCK NO. (11083) 5S4048, SEE GROUP 0100)	EA		1									42	10
X1 01498	5330-285-6866	PACKING, PREFORMED: CYLINDER LINER (11083) 702124 (COMPONENT OF GASKET KIT, STOCK NO. (11083) 5S4048, SEE GROUP 0100)	EA		12									41	14
P F 01499	5330-828-9787	PACKING, PREFORMED: OIL SUCTION TUBE AND OIL TUBE (11083) 9H6067	EA		1	SEE GRP 0106									
X1 01500	5315-999-8404	PIN COTTER: CONNECTING ROD (11083) 1S685	EA		12	SEE GRP 0104									
P F R 01501	2815-851-4701	HEAD ASSEMBLY CYLINDER (11083) 5S1884	EA		1	*	*	*	*	*	*	4	2	44	15

(1) SMR CODE INDEX NO.	(2) FEDERAL STOCK NUMBER	(3) DESCRIPTION  REFERENCE NO. & MER CODE      USABLE ON CODE	(4) UNIT OF ISSUE	(5) UNIT OF MEAS	(6) QTY INC IN UNIT	(7) 30 DAY DS MAINT ALLOWANCE			(8) 30-DAY GS MAINT ALLOWANCE			(9) 1-YR ALW PER 100 EQUIP CNTGCV	(10) DEPOT MAINT ALW PER 100 FOUUP	(11) ILLUSTRATION	
						(a)	(b)	(c)	(a)	(b)	(c)			(a)	(b)
						1-20	21-50	51-100	1-20	21-50	51-100			FIGURE NO.	ITEM NO/
O 01502	5306-263-7301	BOLT, HEXAGON HEAD: COVER MTG (11083) L1351	EA		2									44	33
O 01503	5306-423-8194	BOLT, MACHINE, HEXAGON: COVER MTG (11083) 1A2029	EA		2									42	16
P F 01504	2815-851-4702	BUSHING, VALVE GUIDE (11083) 5S4507	EA		13	3	5	10	3	5	10	120	25	44	41
P F 01505		CHAMBER ASSEMBLY, PRE-COMBUSTION (11083) 5S1826	EA		6	*	*	*	*	*	*	3	*	44	28
X20 01506		COVER: SIDE (11083) 4B5166	EA		1									44	31
X2F 01507		COVER: REAR (11083) 4B3140	EA		1										
P F 01508	2815-341-1504	DIRECTOR (11083) 5H7071	EA		18		*	*	*	*	*	5	*		
P F 01509	5340-352-8292	FERRULE, CYLINDER HEAD (11083) 7B2420	EA		2	*	*	*	*	*	*	2	*	44	43
P F 01510	2930-352-8085	FERRULE: DIRECTOR (11083) 6B6224	EA		19	*	*	*	*	*	*	5	*	44	40
P F 01511		GASKET: PRE-COMBUSTION CHAMBER, .223 THK (11083) 2S8959	EA		6	*	*	*	*	*	*	3	300	44	34
P F 01512		GASKET: PRE-COMBUSTION CHAMBER, .248 THK (11083) 2S8960	EA		6	*	*	*	*	*	*	3	300	44	34
P F 01513	4730-924-7885	PLUG, EXPANSION: CYLINDER HEAD (11083) L1024	EA		2	*	*	*	*	*	*	2	10	44	24
P F 01514	5340-229-9294	PLUG, EXPANSION: CYLINDER HEAD (11083) 3B623	EA		7	*	*	2	*	*	2	10	30	44	16
P F 01515	4710-924-7977	PLUG, EXPANSION: CYLINDER HEAD (11083) L1521	EA		1	*	*	*	*	*	*	2	*	44	23
P F 01516	5340-423-4804	PLUG, EXPANSION: CYLINDER HEAD (11083) 4F4585	EA		1	*	*	*	*	*	*	2	*	44	20

(1) SMR CODE INDEX NO.	(2) FEDERAL STOCK NUMBER	(3) DESCRIPTION  REFERENCE NO. & MER CODE      USABLE ON CODE	(4) UNIT OF ISSUE	(5) UNIT OF MEAS	(6) QTY INC IN UNIT	(7) 30 DAY DS MAINT ALLOWANCE			(8) 30-DAY GS MAINT ALLOWANCE			(9) 1-YR ALW PER 100 EQUIP CNTGCV	(10) DEPOT MAINT ALW PER 100 EQUIP	(11) ILLUSTRATION	
						(a)	(b)	(c)	(a)	(b)	(c)			(a)	(b)
						1-20	21-50	51-100	1-20	21-50	51-100			FIGURE NO.	ITEM NO/
O 01517	4730-287-3279	PLUG, PIPE: CYLINDER HEAD (11083) 5M6213	EA		1									44	18
O 01518	4730-281-1549	PLUG, PIPE: CYLINDER HEAD (11083) 3L1850	EA		3									44	19
O 01519	4730-423-8887	PLUG, PIPE: CYLINDER HEAD (11083) 2B5803	EA		1									44	25
O 01520	4730-287-1549	PLUG, PIPE: CYLINDER HEAD (11083) 3L1850	EA		1									44	17
O 01521	4730-924-7886	PLUG, PIPE: WATER HOLE (11083) 5M6214	EA		1									44	44
X20 01522		PLUG, EXPANSION: WATER JACKET, 1 3.4 IN OD DIA (11083) L1024	EA		1									44	45
P F 01523		SEAL, PRE-COMBUSTION CHAMBER (11083) 5S1105	EA		6	*	*	*	*	*	*	3	*	44	29
P F 01524	2815-921-7284	SEAT, VALVE: EXHAUST (11083) 9M6495	EA		6	SEE GRP 0105									
P F 01525	2815-850-6167	SEAT, VALVE: INTAKE (11083) 9M3204	EA		6	SEE GRP 0105									
X20 01526		STUD, PLAIN: EXHAUST MANIFOLD MTG (11083) 9L1657	EA		10									60	2
X20 01527		STUD, PLAIN: EXHAUST MANIFOLD MTG (11083) 9L1658	EA		2									60	4
X20 01528		WASHER (11083) 2M1235	EA		1										
X20 01529		WASHER, FLAT: CHAMBER MTG, .194 THK (11083) 5M2667 (COMPONENT OF GASKET SET, STOCK NO. (11083) 5S4049, SEE GROUP 0100)	EA		6									44	34
O 01530	5310-51 4-6849	WASHER, LOCK (11083) 3B4506	EA		4										

(1) SMR CODE INDEX NO.	(2) FEDERAL STOCK NUMBER	(3) DESCRIPTION  REFERENCE NO. & MER CODE      USABLE ON CODE	(4) UNIT OF ISSUE	(5) UNIT OF MEAS	(6) QTY INC IN UNIT	(7) 30 DAY DS MAINT ALLOWANCE			(8) 30-DAY GS MAINT ALLOWANCE			(9) 1-YR ALW PER 100 EQUIP CNTGCV	(10) DEPOT MAINT ALW PER 100 FOUIP	(11) ILLUSTRATION	
						(a)	(b)	(c)	(a)	(b)	(c)			(a)	(b)
						1-20	21-50	51-100	1-20	21-50	51-100			FIGURE NO.	ITEM NO/
F 01531	2920-920-8211	WASHER, LOCK: COVER MTG (11083) 7M242	EA		26									44	32
X2F 01532		BOLT, HEXAGON HEAD: CYLINDER HEAD MTG (11083) 1S4399	EA		8									44	22
X2F 01533		BOLT, HEXAGON HEAD: CYLINDER HEAD MTG (11083) 1S4400	EA		10									44	21
X1 01534		293Q-893-7273 GASKET: LOUVER PLATE (11083) 7H4223 (COMPONENT OF GASKET SET, STOCK NO. (11083) 5S4049, SEE GROUP 0100)	EA		1									44	30
X1 01535		533Q074-3569 GASKET: CYLINDER HEAD (11083) 5M6039 (COMPONENT OF GASKET SET, STOCK NO. (11083) 5S4049, SEE GROUP 0100)	EA		1									44	27
X1 01536	5330-923-8010	PACKING, PREFORMED: CYLINDER HEAD FERRULE (11083) 8M7754 (COMPONENT OF GASKET SET, STOCK NO. (11083) 5S4049, SEE GROUP 0100)	EA		2									44	42
X1 01537	2815-618-6024	PACKING, PREFORMED: CYLINDER HEAD FERRULE (11083) 6B6225 (COMPONENT OF GASKET SET, STOCK NO. (11083) 5S4049, SEE GROUP 0100)	EA		19									44	39
X1 01538	5310-423-8884	SPACER, RING: CYLINDER HEA0 PLUG (11083) 2B5721 (COMPONENT OF GASKET SET, STOCK NO. (11083) 5S4049, SEE GROUP 0100)	EA		1									44	26
01539		0102 - CRANKSHAFT													
F 01540	5306-426-2934	BOLT, DAMPER RETAINING (11083) S1621	EA		6									45	7
01541	5306-254-9662	BOLT, MACHINE: PULLEY MTG (11083) 3311A	EA		1									45	16

(1) SMR CODE INDEX NO.	(2) FEDERAL STOCK NUMBER	(3) DESCRIPTION  REFERENCE NO. & MER CODE      USABLE ON CODE	(4) UNIT OF ISSUE	(5) UNIT OF MEAS	(6) QTY INC IN UNIT	(7) 30 DAY DS MAINT ALLOWANCE			(8) 30-DAY GS MAINT ALLOWANCE			(9) 1-YR ALW PER 100 EQUIP CNTGCV	(10) DEPOT MAINT ALW PER 100 EQUIP	(11) ILLUSTRATION	
						(a)	(b)	(c)	(a)	(b)	(c)			(a)	(b)
						1-20	21-50	51-100	1-20	21-50	51-100			FIGURE NO.	ITEM NO/
P H 01542	2815-084-7496	BEARING SET STANDARD (11083) 7M9291	EA		1				*	*	2	8	100		
X1 01543		BEARING (11083) 3S9730	EA		6									45	3
X1 01544	2815-930-9582	BEARING: REAR MAIN (11083) 7M9286	EA		1									41	2
P H R 01545	2815-918-4207	CRANKSHAFT ASSEMBLY (11083) 9M337	EA		1				*	*	*	4	2	45	5
P H 01546	3020-851-4716	GEAR (11083) 4A9933	EA		1				*	*	*	2	*	45	9
P H 01547	5315-921-7156	KEY DRIVE (11083) 5H2671	EA		1				*	*	*	2	*	45	6
H 01548	4730-472-9787	PLUG, PIPE: OIL HOLES (11083) 9F2247	EA		6									45	4
P F 01549		DAMPER (11083) 5H2870	EA		1	*	*	*	*	*	*	2	*	45	11
H 01550	5315-363-9073	PIN, STRAIGHT, HEADED (11083) 4F3492	EA		1									45	13
P F 01551		PULLEY, CRANKSHAFT (11083) 4L2277	EA		1	*	*	*	*	*	*	2	*	45	12
P H 01552	5330-924-0104	SEAL: FRONT MAIN BEARING (11083) 1S4604 (COMPONENT OF GASKET KIT, STOCK NO. (11083) 5S4048, SEE GROUP 0100)	EA		1				*	2	2	20		45	10
P H 01553	2815-898-6665	SEAL: REAR MAIN BEARING (11083) 9H1129 (COMPONENT OF GASKET KIT, STOCK NO. (11083) 5S4048, SEE GROUP 0100)	EA		1				*	2	2	20		45	1
X2F 01554		WASHER ASSEMBLY, PULLEY (11083) 4M83	EA		1									45	14

(1) SMR CODE INDEX NO.	(2) FEDERAL STOCK NUMBER	(3) DESCRIPTION  REFERENCE NO. & MER CODE      USABLE ON CODE	(4) UNIT OF ISSUE	(5) UNIT OF MEAS	(6) QTY INC IN UNIT	(7) 30 DAY DS MAINT ALLOWANCE			(8) 30-DAY GS MAINT ALLOWANCE			(9) 1-YR ALW PER 100 EQUIP CNTGCV	(10) DEPOT MAINT ALW PER 100 EQUIP	(11) ILLUSTRATION	
						(a)	(b)	(c)	(a)	(b)	(c)			(a)	(b)
						1-20	21-50	51-100	1-20	21-50	51-100			FIGURE NO.	ITEM NO/
F 01555	5310-010-3823	WASHER, LOCK: DAMPER MTG (11083) 3B4508	EA		6									45	8
F 01556	5310-846-9213	WASHER, LOCK: PULLEY MTG (11083) 3B4512	EA		1									45	15
01557		0103 - FLYWHEEL ASSEMBLY													
F 01558	5306-814-8960	BOLT, MACHINE: HOUSING (11083) 3322A	EA		4									46	11
F 01559	5306-273-6357	BOLT, HOUSING (11083) 1A1460	EA		9									46	12
X20 01560	2805-423-9151	COVER, FLYWHEEL, HOUSING: TIMING POINTER (11083) 3B817	EA		1									46	4
P F R 01561		FLYWHEEL ASSEMBLY (11083) 5L2750	EA		1	*	*	*	*	*	*	2	*	46	14
X1 01562	2815-849-3296	GEAR, SPUR (11083) 5L2751	EA		1									46	13
P F 01563	5330-074-3600	GASKET: FLYWHEEL HOUSING (11083) 9H5921 (COMPONENT OF GASKET KIT, STOCK NO. (11083) 5S4048, SEE GROUP 0100)	EA		1	2	2	3	2	2	3	30		46	6
P F 01564		HOUSING, FLYWHEEL (11083) 512905	EA		1	*	*	*	*	*	*	2	*	46	5
P F 01565	2990-920-6755	LOCK, BOLT, FLYWHEEL (11083) IM7341	EA		1	*	*	2	*	*	2	8	100	46	15
X2F 01566		POINTER, TIMING (11083) 4L3814	EA		1									46	1
O 01567	5305-577-5462	SCREW, CAP, HEXAGON HEAD: COVER (11083) S1594	EA		2									46	2
F 01568	5305-208-7949	SCREW, CAP, HEXAGON HEAD: FLYWHEEL MTG (11083) S1600	EA		9									46	16



(1) SMR CODE INDEX NO.	(2) FEDERAL STOCK NUMBER	(3) DESCRIPTION  REFERENCE NO. & MER CODE      USABLE ON CODE	(4) UNIT OF ISSUE	(5) UNIT OF MEAS	(6) QTY INC IN UNIT	(7) 30 DAY DS MAINT ALLOWANCE			(8) 30-DAY GS MAINT ALLOWANCE			(9) 1-YR ALW PER 100 EQUIP CNTGCV	(10) DEPOT MAINT ALW PER 100 EQUIP	(11) ILLUSTRATION	
						(a)	(b)	(c)	(a)	(b)	(c)			(a)	(b)
						1-20	21-50	51-100	1-20	21-50	51-100			FIGURE NO.	ITEM NO/
O 01569	5305-273-9308	SCREW, CAP, HEXAGON HEAD: PLATE MTG (11083) S0509	EA		4									46	6
F 01570	2520-734-2114	PLUG, PIPE: HOUSING (11083) 4B4845	EA		1									46	9
X20 01571		PLATE, FLYWHEEL, HOUSING (11083) 5L2908	EA		1									46	7
O 01572	5310-514-6849	WASHER, LOCK: COVER MTG (11083) 3B4506	EA		6									46	3
F 01573	5310-010-3323	WASHER, LOCK: HOUSING MTG (11083) 3B4508	EA		16									46	10
01507		0104 - PISTONS, CONNECTING RODS													
P H 01575	2815-858-8122	BEARING, CONNECTING, ROD (11083) 7M7821	EA		6				2	3	6	72	600	47	4
X1 01576	5315-999-8404	PIN COTTER: CONNECTING ROD (11083) 1S685 (COMPONENT OF GASKET KIT, STOCK NO. (11083) 5S4048, SEE GROUP 0100)	EA		12									47	1
P H 01577	5315-983-5982	PIN, PISTON (58312) 8M6487-00	EA		6				2	3	6	72	600	47	11
P H 01578	2815-851-7176	PISTON ASSEMBLY, INTERNAL COMBUSTION (11083) 9L2309	EA		6				2	2	4	48	600	47	12
P H 01579	5365-00-118-3056	RETAINER, PISTON, PIN (58312) 1S9543-00	EA		12				3	5	10	120	120	47	10
P H 05180	2815-916-2009	RING SET PISTON (11083) 3S4029	EA		6				3	5	10	120			
X1 01581		RING, INTERMEDIATE (11083) 3S4026	EA		6									47	8
X1 01582	2815-930-4595	RING, OIL CONTROL (11083) 7M2126	EA		6									47	9

(1) SMR CODE INDEX NO.	(2) FEDERAL STOCK NUMBER	(3) DESCRIPTION  REFERENCE NO. & MER CODE      USABLE ON CODE	(4) UNIT OF ISSUE	(5) UNIT OF MEAS	(6) QTY INC IN UNIT	(7) 30 DAY DS MAINT ALLOWANCE			(8) 30-DAY GS MAINT ALLOWANCE			(9) 1-YR ALW PER 100 EQUIP CNTGCV	(10) DEPOT MAINT ALW PER 100 FOUIP	(11) ILLUSTRATION	
						(a)	(b)	(c)	(a)	(b)	(c)			(a)	(b)
						1-20	21-50	51-100	1-20	21-50	51-100			FIGURE NO.	ITEM NO/
X1 01583		RING, TOP: PISTON (11083) 3S4027	EA		6									47	7
P H 01584		ROD ASSEMBLY, CONNECTING (11083) 9M3980	EA		6				2	2	2	24	30	47	3
P H 01585	5306-226-0031	BOLT, MACHINE (11083) IM1081	EA		12				*	*	*	4	*	47	5
P H 01586		BUSHING, CONNECTING ROD (11083) 9M4010	EA		6				2	3	6	72	600	47	6
P H 01587	5310-268-6164	NUT, CASTELLATED, HEXAGON (11083) 4B6074	EA		12				*	*	*	4	*	47	2
01588		0105 - VALVES, CAMSHAFT AND TIMING SYSTEM													
P F 01589	2815-948-6092	ARM, ASSEMBLY ROCKER (11083) 9H1085	EA		6	2	2	2	2	2	2	24	30	50	18
X1 01590	2815-363-8748	BUSHING, SLEEVE (11083) 4F443	EA		1									50	20
P F 01591	2590-921-7317	ARM ASSEMBLY, ROCKER (11083) 4M4266	EA		6	2	2	2	2	2	2	24	30	50	15
X1 01592	2815-363-8748	BUSHING, SLEEVE ARM (11083) 4F443	EA	1										50	20
P H 11592A	2815-893-8317	BEARING, SLEEVE: CAMSHAFT (11083) 7M4046	EA		4				2	2	3	40	200	43	8
P H 01592B	2815-081-6827	BEARING, SLEEVE: CAMSHAFT (11083) 9M477	EA		1				*	*	2	10	50	43	9
H 01593	5306-263-7301	BOLT, CAMSHAFT, RETAINER (11083) L1351	EA		2									48	7
F 01594	5306-426-5062	BOLT, HEXAGON: HOUSING MTG (11083) 4F4879	EA		1									49	15
F 01595	5306-240-0797	BOLT, HEXAGON: HOUSING MTG (11083) T573	EA		2									49	16

(1) SMR CODE INDEX NO.	(2) FEDERAL STOCK NUMBER	(3) DESCRIPTION  REFERENCE NO. & MFR CODE      USABLE ON CODE	(4) UNIT OF ISSUE	(5) UNIT OF MEAS	(6) QTY INC IN UNIT	(7) 30 DAY DS MAINT ALLOWANCE			(8) 30-DAY GS MAINT ALLOWANCE			(9) 1-YR ALW PER 100 EQUIP CNTGCTY	(10) DEPOT MAINT ALW PER 100 EQUIP	(11) ILLUSTRATION		
						(a)	(b)	(c)	(a)	(b)	(c)			(a)	(b)	
						1-20	21-50	51-100	1-20	21-50	51-100			FIGURE NO.	ITEM NO/	
F 01596	5306-423-8393	BOLT, MACHINE (11083) 1C2251	EA		2											
F 01597	5306-698-2150	BOLT, MACHINE: HOUSING MTG (11083) L2070	EA		2									49	1	
F 01598	5306-285-1368	BOLT, MACHINE: HOUSING MTG (11083) L1143	EA		5									49	13	
F 01599	5306-637-4976	BOLT, MACHINE: PLATE MTG (11083) S1591	EA		1									49	9	
O 01600	5306-426-2974	BOLT: ROCKER ARM COVER (11083) T65	EA		6									50	3	
X2F 01601		BOLT: ROCKER SHAFT BRACKET (11083) 1S4398	EA		6									50	27	
X2F 01602	5340-944-1384	BRACKET ASSEMBLY, ROCKER SHAFT (11083) 7M981	EA		5									50	13	
F 01603	5315-663-3672	PIN, STRAIGHT, HEADLESS (11083) 7B5415	EA		5									50	14	
P H 01604	2815-851-4704	CAMSHAFT (11083) 2S5650	EA		1				*	*	*	4	3	48	1	
X20 01605		COVER , INSPECTION ROCKER ARM (11083) 5M9729	EA		1									50	6	
X20 01606		COVER, ROCKER ARM (11083) 2S1792	EA		1									50	4	
X20 01607		STUD: COVER MTG (11083) 8M1047	EA		3									50	9	
X1 01608		GASKET: ROCKER INSPECTION COVER (11083) 5M7539 (COMPONENT OF GASKET SET, STOCK NO. (11083) 5S4049, SEE GROUP 0100)	EA		1									50	5	

(1) SMR CODE INDEX NO.	(2) FEDERAL STOCK NUMBER	(3) DESCRIPTION  REFERENCE NO. & MFR CODE      USABLE ON CODE	(4) UNIT OF ISSUE	(5) UNIT OF MEAS	(6) QTY INC IN UNIT	(7) 30 DAY DS MAINT ALLOWANCE			(8) 30-DAY GS MAINT ALLOWANCE			(9) 1-YR ALW PER 100 EQUIP CNTGCTY	(10) DEPOT MAINT ALW PER 100 EQUIP	(11) ILLUSTRATION	
						(a)	(b)	(c)	(a)	(b)	(c)			(a)	(b)
						1-20	21-50	51-100	1-20	21-50	51-100			FIGURE NO.	ITEM NO/
P F 0609	5330-074-3598	GASKET: TIMING GEAR HOUSING (11083) 9H3847 (COMPONENT Or GASKET KIT, STOCK No. (11083) 5S448, SEE GROUP 0100)	EA		1	*	*	*	*	*	*	2		49	3
P F 01610	5330-074-3599	GASKET: TIMING GEAR HOUSING PLATE (11083) 9H3864 (COMPONENT r GASKET KIT, STOCK No. (11083) 5S4048, SEE GROUP 0100)	EA		1	*	*	*	*	*	*	2		49	10
P H 01611		GEAR, CAMSHAFT DRIVE (11083) 8H4480	EA		2				*	*	*	4	5	48	4
P F 01612		HOUSING ASSEMBLY: FRONT COVER (11083) 5L1573	EA		1	*	*	*	*	*	*	2	*	49	2
X2F 01613		PLUG (11083) 5L1574	EA		1										
H 01614	5315-011-2139	KEY, CAMSHAFT, GEAR (11083) 1B8736	EA		1										
P F 01615	3805-923-0900	LOCK: BOLT (11083) 4M4419	EA		2	*	*	*	*	*	*	2	*	49	11
P F 01616	2815-920-8261	LOCK: BOLT (11083) A2362	EA		1	*	*	*	*	*	*	2	*	49	5
P F 01617	2930-365-2152	LOCK PLATE: BOLT (11083) L364	EA		1	*	*	*	*	*	*	2	*	49	12
P H 01618	3805-927-7477	LOCK, RETAINER, BOLT (11083) 9H5916	EA		1				*	*	2	8	20	48	8
P F 00169	5340-999-8385	LOCK: SPECIAL BOLT (11083) 9H5916	EA		1	*	*	*	*	*	*	2	*	49	9
P F 01620	2990-388-3650	LOCK, VALVE STEM (11083) 2A4427	EA		24				2	2	4	48	40	44	10
F 01621	5310-725-7382	NUT, PLAIN, HEXAGON (11083) 1B4203	EA		1										
F 01622	5310-725-7382	NUT, PLAIN, HEXAGON: ADJUSTING SCREW (11083) 1B4203	EA		12									50	26

(1) SMR CODE INDEX NO.	(2) FEDERAL STOCK NUMBER	(3) DESCRIPTION  REFERENCE NO. & MER CODE      USABLE ON CODE	(4) UNIT OF ISSUE	(5) UNIT OF MEAS	(6) QTY INC IN UNIT	(7) 30 DAY DS MAINT ALLOWANCE			(8) 30-DAY GS MAINT ALLOWANCE			(9) 1-YR ALW PER 100 EQUIP CNTGCY	(10) DEPOT MAINT ALW PER 100 FOUIP	(11) ILLUSTRATION	
						(a)	(b)	(c)	(a)	(b)	(c)			(a)	(b)
						1-20	21-50	51-100	1-20	21-50	51-100			FIGURE NO.	ITEM NO/
H 01623	5310-424-0313	NUT, PLAIN, HEXAGON: CAMSHAFT GEAR (11083) 791A	EA		1									48	6
F 01624	5310-011-4062	NUT, PLAIN, HEXAGON: HOUSING MTG (11083) 1D4717	EA		2									48	8
O 01625	5310-011-7062	NUT, PLAIN, HEXAGON: ROCKER ARM LOUVER PLATE (11083) 1D4717	EA		3									50	7
P 01626	2910-351-6406	PACKING, PREFORMED: COVER STUD (11083) 7B305 (COMPONENT OF GASKET SET, STOCK No. (11083) 5S4049, SEE GROUP 1)	EA		6	6	13	25	6	13	25	300		50	1
X2F 01627		PLATE, TIMING GEAR HOUSING (1083) 9H3572	EA		1									49	6
P F 01628	2805-921-4389	PUSH ROD ENGINE (11083) 8M9117	EA		12	2	2	4	2	2	4	48	60	50	11
P H 01629	5340-923-6931	RETAINER, NUT, CAMSHAFT, GEAR (11083) 4M380	EA		1				*	*5	4	5			
P F 01630	5340921-3208	RING, RETAINING: SHAFT (11083) 8H1113	EA		1				*	*	2	6	*	50	24
P F 01631	2815-838-9963	ROTOR, ENGINE POPPET (11083) 3S461	EA		12	3	5	10	3	5	10	120	240	1	6
P F 01632	5305-352-7287	SCREW, ADJUSTING ROCKER (11083) 1A2935	EA		12	2	3	6	2	3	6	72	120	50	22
X2F 01633		SCREW, CAP, HEXAGON HEAD: HOUSING MTG (11083) 2H5330	EA		1									49	17
F 01634	5305-260-4505	SCREW, CAP, HEXAGON HEAD: HOUSING MTG (11083) S1590	EA		2									49	18
01635	5305-577-5462	SCREW, CAP, HEXAGON HEAD: HOUSING MTG (11083) S1594	EA		12									49	4
P F 01636	2805-847-4439	SPRING, ROCKER, ARM (11083) 9H1112	EA		2	*	2	2	*	2	2	20	40	50	23

(1) SMR CODE INDEX NO.	(2) FEDERAL STOCK NUMBER	(3) DESCRIPTION  REFERENCE NO. & MER CODE      USABLE ON CODE	(4) UNIT OF ISSUE	(5) UNIT OF MEAS	(6) QTY INC IN UNIT	(7) 30 DAY DS MAINT ALLOWANCE			(8) 30-DAY GS MAINT ALLOWANCE			(9) 1-YR ALW PER 100 EQUIP CNTGCY	(10) DEPOT MAINT ALW PER 100 FOUIP	(11) ILLUSTRATION	
						(a)	(b)	(c)	(a)	(b)	(c)			(a)	(b)
						1-20	21-50	51-100	1-20	21-50	51-100			FIGURE NO.	ITEM NO/
P 0 01637		SEAL, ROCKER ARM, COVER (11083) 4S8729 (COMPONENT OF GASKET SET, STOCK N. (11083) 5S4049, SEE GROUP 0100)	EA		1	2	2	4	2	2	4	50		50	10
X1 01638	5330-074-3595	SEAL: VALVE STEM (1083) M7876 (COMPONENT OF GASKET SET, STOCK No. (11083) 5S449, SEE GROUP 0100)	EA		12									44	7
P F 01639	2815-853-6544	SEAT, HELICAL, COMPRESS: VALVE SPRING (1083) 2M1778	EA		12	*	2	2	*	2	2	12	24	44	9
P F 01639A	2815-921-7284	SEAT, VALVE: EXHAUST (11083) 9M6495	EA		6	2	3	5	2	3	5	60	25	44	35
P F 016398	2815-858-6167	SEAT, VALVE: INTAKE (11083) 9M3204	EA		6	2	3	5	2	3	5	60	25	44	38
P F 01640	2815-904_2130	SHAFT, ASSEMBLY CYLINDER (11083) 5M7466	EA		1	*	*	2	*	*	2	6	25	50	21
P F 01641	5340-983-6001	SPRING, HELICAL (11083) 255627	EA		12	5	10	20	5	10	20	240	300	44	8
P F 01642	2815-249-3504	SPRING, HELICAL, ARM, SPACER (11083) 4B4910	EA		5	2	2	3	2	2	3	40	50	50	17
X2F 01643		STUD (11083) 2F7036	EA		1										
P F 01644	2990-920-8210	TAPPET, ENGINE POPPET (11083) 7M871	EA		12	2	2	4	2	2	4	4	10	50	12
P F 01645	2815-923-9927	VALVE, EXHAUST (11083) 9M4163	EA		6	2	3	5	2	3	5	60	9	44	37
P F 01646	2815-858-8120	VALVE: INTAKE (11083) 7M7358	EA		6	2	3	5	2	3	5	60	90	44	36
O1647 F 01648	5310-010-3320	WASHER, FLAT: ROCKER SHAFT BRACKET MTG (11083) 7M242 WASHER, -LOCK (11083) 3B4505	EA EA		6 8									50	19

(1) SMR CODE INDEX NO.	(2) FEDERAL STOCK NUMBER	(3) DESCRIPTION  REFERENCE NO. & MER CODE      USABLE ON CODE	(4) UNIT OF ISSUE	(5) UNIT OF MEAS	(6) QTY INC IN UNIT	(7) 30 DAY DS MAINT ALLOWANCE			(8) 30-DAY GS MAINT ALLOWANCE			(9) 1-YR ALW PER 100 EQUIP CNTGCV	(10) DEPOT MAINT ALW PER 100 EQUIP	(11) ILLUSTRATION	
						(a)	(b)	(c)	(a)	(b)	(c)			(a)	(b)
						1-20	21-50	51-100	1-20	21-50	51-100			FIGURE NO.	ITEM NO/
0 01649	5310-514-6849	WASHER, LOCK: ROCKER LOUVER INSPECTION PLATE (11083) 3B4506	EA		3									50	8
F 01650	5310-514-6849	WASHER, LOCK: HOUSING MTG (11083) 3B456	EA		19									49	7
F 01651	5310-269-5951	WASHER, LOCK: HOUSING MTG (11083) 5B7376	EA		1									49	14
O 01652	5310-999_8288	WASHER, SPECIAL FLAT: ROCKER ARM COVER (11083) 9M6527	EA		6									50	2
F 01653	5310-999-8286	WASHER, SPECIAL, SEAT: ROCKER SHAFT (11083) 9H1110	EA		12									50	16
F 01654	5310-999-8289	WASHER, SPECIAL: ROCKER SHAFT (11083) 9M9886	EA		1									50	25
P H 01655	2815-891-0981	WASHER, THRUST (11083) 9M7321	EA		1				*	*	*	4	*	48	3
		0106 - ENGINE LUBRICATION SYSTEM													
X2F 01657	2815-011-9935	BALL, OIL PRESSURE RELIEF (11083) 4B9782	EA		1										
F 01658	5306-423-8194	BOLT, HEXAGON: CLIP MTG (11083) 1A2029	EA		1									42	14
F 01659	5306-423-8357	BOLT, MACHINE (11083) 1B7182	EA		1										
F 01660	5306-272-1804	BOLT, MACHINE: COVER MTG (1183) 1B2790	EA		5									56	12
F 01661	5306-426-8315	BOLT, MACHINE: COVER MTG (11083) 1B9575	EA		1									56	1
F 01662	5306-423-8194	BOLT, MACHINE, HEXAGON: ELBOW MTG (11083) 1A2029	EA		6									57	15

(1) SMR CODE INDEX NO.	(2) FEDERAL STOCK NUMBER	(3) DESCRIPTION  REFERENCE NO. & MER CODE      USABLE ON CODE	(4) UNIT OF ISSUE	(5) UNIT OF MEAS	(6) QTY INC IN UNIT	(7) 30 DAY DS MAINT ALLOWANCE			(8) 30-DAY GS MAINT ALLOWANCE			(9) 1-YR ALW PER 100 EQUIP CNTGCTY	(10) DEPOT MAINT ALW PER 100 FOUIP	(11) ILLUSTRATION	
						(a)	(b)	(c)	(a)	(b)	(c)			(a)	(b)
						1-20	21-50	51-100	1-20	21-50	51-100			FIGURE NO.	ITEM NO/
O 01663	5306-637-4976	BOLT, MACHINE: ELBOW MTG (11083) S1591	EA		1									56	6
F 01664	5306-698-2150	BOLT, MACHINE, HEXAGON: ELBOW HTG (11083) L2070	EA		1									56	5
F 01665	5306-426-2865	BOLT, MACHINE: OIL PAN (1083) L1352	EA		3									55	9
F 01666	5306-260-4506	BOLT, OIL, PAN (11083) S1591	EA		20									55	7
F 01667	5306-420-5062	BOLT: OIL SUCTION TUBE (11083) 4F4879	EA		1									51	6
F 01668	5306-240-0799	BOLT, MACHINE: OIL TUBE CLIP (11083) S1618	EA		2									53	24
P O 01669		BREATHER ASSEMBLY, CRANK CASE (11083) 4L9907	EA		1	*	*	*	*	*	*	2	*	54	1
X1 01670		BASE, BREATHER (11083) 4L58211	EA		1									54	10
O 01671	5306_6374956	BOLT, MACHINE: BREATHER BASE MTG (11083) S1588	EA		3									54	11
F 01672	4730-948-6465	CLAMP, HOSE (11083) 9M7959	EA		2									57	10
X20 01673		CLAMP, HOSE: BREATHER (11083) 5L2547	EA		2									54	2
X20 01674	2815-363-6206	CLAMP, RETAINER: FILLER CAP (11083) L912	EA		1									54	14
X20 01675	2520-176-580	CLIP, BREATHER TUBE (11083) 8B4592	EA		1									54	5
X20 01676		CLIP, OIL TUBE (11083) 6L3351	EA		1									53	29
P F 01677	2815-849-3297	CORE, ASSEMBLY: OIL COOLER (11083) 4L1238	EA		1	*	*	*	*	*	*	2	*	57	6



(1) SMR CODE INDEX NO.	(2) FEDERAL STOCK NUMBER	(3) DESCRIPTION  REFERENCE NO. & MER CODE      USABLE ON CODE	(4) UNIT OF ISSUE	(5) UNIT OF MEAS	(6) QTY INC IN UNIT	(7) 30 DAY DS MAINT ALLOWANCE			(8) 30-DAY GS MAINT ALLOWANCE			(9) 1-YR ALW PER 100 EQUIP CNTGCY	(10) DEPOT MAINT ALW PER 100 EQUIP	(11) ILLUSTRATION	
						(a)	(b)	(c)	(a)	(b)	(c)			(a)	(b)
						1-20	21-50	51-100	1-20	21-50	51-100			FIGURE NO.	ITEM NO/
X2F 01678		COVER, OIL COOLER (11083) 4L1265	EA		1									56	3
X20 01679	2815-423-8100	COVER, OIL FILLER BASE (11083) L905	EA		1									54	18
X20 01680		ELBOW, OIL COOLER (11083) 4L9140	EA		1									57	12
X20 01681		ELBOW, OIL COOLER TO BLOCK (11083) 5L7757	EA		1									56	8
X20 01682		FILTER ASSEMBLY, OIL (11083) 9M530	EA		1									53	
X20 01683		BASE ASSEMBLY, OIL FILTER (11083) 9M517	EA		1									53	19
X1 01684		DOWEL: OIL FILTER BASE (11083) 9M1001	EA		1									53	42
O 01685	4732-287-1549	PLUG, PIPE: BASE DRAIN (11083) 3L1850	EA		1									53	22
O 01686	5340-223-7094	PLUG, EXPANSION, PLUNGER SPRING (11083) L2288	EA		2									53	35
P O 01687	2940-911-9942	PLUNGER (11083) 9M853	EA		2	*	*	*	*	*	2	8	10	53	33
P O 6W8	2940-911-9941	PLUNGER (11083) 8M9928	EA		1							4	5	53	38
X1 01689	2940-911-9635	RETAINER: PLUNGER SPRING (11083) 8M9929	EA		1									53	36
X1 01690	2940-912-6674	SPRING, PLUNGER (11083) 9M4685	EA		1									53	37
X1 01691	2940-249-2203	SPRING, HELICAL: PLUNGER (11083) 6F8007	EA		2									53	34
O 01692	5306-637-4956	BOLT, MACHINE: BASE CLAMP (11083) S1588	EA		3									53	12

(1) SMR CODE INDEX NO.	(2) FEDERAL STOCK NUMBER	(3) DESCRIPTION  REFERENCE NO. & MER CODE      USABLE ON CODE	(4) UNIT OF ISSUE	(5) UNIT OF MEAS	(6) QTY INC IN UNIT	(7) 30 DAY DS MAINT ALLOWANCE			(8) 30-DAY GS MAINT ALLOWANCE			(9) 1-YR ALW PER 100 EQUIP CNTGCV	(10) DEPOT MAINT ALW PER 100 EQUIP	(11) ILLUSTRATION	
						(a)	(b)	(c)	(a)	(b)	(c)			(a)	(b)
						1-20	21-50	51-100	1-20	21-50	51-100			FIGURE NO.	ITEM NO/
X20 01693		CASE, FILTER, ELEMENT (11083) 8H1454	EA		2									53	13
X20 01694	5340-944-1302	CLAW, CASE (11083) 8H1495	EA		2									53	10
X20 01695	5340-944-2552	CLAMP, CASE (11083) 1M7360	EA		1									53	15
X20 01696		COVER ASSEMBLY (11083) 8H1462	EA		2									53	
X1 01697	5340-313-2635	CLIP, RETAINING, COVER BOLT (58312) 7F7691	EA		1									53	8
X1 01698	2940-982-9553	COVER, ELEMENT (11083) 8H1459	EA		1									53	4
P O 01699	2815-895-7036	GASKET: OIL FILTER COVER (11083) 5M5999 (COMPONENT OF GASKET KIT, STOCK No. (11083) 5S4048, SEE GROUP 0100)	EA		2	40	84	168	40	84	168	999		53	5
P O 01700	5330-710-2143	PACKING, PREFORMED: OIL FILTER COVER SCREW (11083) 3H3385 (COMPONENT F GASKET KIT, STOCK No. (11083) 5S4048, SEE GROUP 0100)	EA		2	40	84	168	40	84	68	999		53	3
X1 01701		PLATE: SPRING RETAINING (11083) 8H1461	EA		2									53	7
01702	5305-912-4625	SCREW, CAP, HEXAGON HEAD: COVER MTG (1183) 8H1460	EA		2									53	1
X1 01703	5340-664-2878	SPRING, HELICAL: COVER (11083) 686	EA		1									53	6
O 01704	5310-809-9452	WASHER, FLAT: COVER SCREW (11083) 7M5559	EA		1									53	2
P O 01705		ELEMENT, OIL FILTER (11083) 5S484	EA		2	80	168	336	80	68	336	999	200	53	14

(1) SMR CODE INDEX NO.	(2) FEDERAL STOCK NUMBER	(3) DESCRIPTION  REFERENCE NO. & MER CODE      USABLE ON CODE	(4) UNIT OF ISSUE	(5) UNIT OF MEAS	(6) QTY INC IN UNIT	(7) 30 DAY DS MAINT ALLOWANCE			(8) 30-DAY GS MAINT ALLOWANCE			(9) 1-YR ALW PER 100 EQUIP CNTGCY	(10) DEPOT MAINT ALW PER 100 EQUIP	(11) ILLUSTRATION	
						(a)	(b)	(c)	(a)	(b)	(c)			(a)	(b)
						1-20	21-50	51-100	1-20	21-50	51-100			FIGURE NO.	ITEM NO/
P O 01706	5330-923-6965	GASKET: FILTER BASE MTG (11083) 1S6812 (COMPONENT OF GASKET KIT, STOCK No. (11083) 5S4048, SEE GROUP 0100)	EA		1	*	*	2	*	*	2	10		53	9
P O 01707	2940-884-914	GASKET: FILTER, CASE, BOTTOM (11083) 2M8691	EA		2	2	2	3	2	2	3	30	200	53	16
O 01708	5310-725-7382	NUT, PLAIN, HEXAGON: BASE MTG (11083) 1B4203	EA		2									53	18
X20 01709		PLUG, PIPE: FILTER BASE (11083) 458893	EA		1									53	20
01710	5305-423-9003	SCREW, CAP, HEXAGON HEAD: BASE MTG (11083) 3B1915	EA		3									53	17
X20 01711		STUD ASSEMBLY: CENTER (11083) 9M3873	EA		2									53	40
X1 01712		PIN: CENTER STUD (11083) 4H3119	EA		2									53	39
P O 01713	5310-194-0875	WASHER, FLAT: OIL, DRAIN, PLUG (11083) 4F9325 (COMPONENT OF GASKET KIT, STOCK No. (11083) 5S4048, SEE GROUP 0100)	EA		1	*	2	2	*	2	2	20		53	21
01714	5310-514-6849	WASHER, LOCK: BASE MTG (11083) 3B4506	EA		3									53	11
O 01715	5310-514-684-9	WASHER LOCK: BASE MTG (11083) 3B4506	EA		5									53	11
X1 01716	5330-567-0024	GASKET: BASE MTG (11083) 1M9390 (COMPONENT OF GASKET KIT, STOCK No. (11083) 5S4048, SEE GROUP 0100)	EA		1									54	9
P O 01717	2940-976-9167	GASKET: CRANKCASE, BREATHER (11083) 4L8231 (COMPONENT OF GASKET KIT, STOCK No. (11083) 5S4048, SEE GROUP 0100)	EA		1	2	2	3	2	2	3	30		54	19

(1) SMR CODE INDEX NO.	(2) FEDERAL STOCK NUMBER	(3) DESCRIPTION  REFERENCE NO. & MER CODE      USABLE ON CODE	(4) UNIT OF ISSUE	(5) UNIT OF MEAS	(6) QTY INC IN UNIT	(7) 30 DAY DS MAINT ALLOWANCE			(8) 30-DAY GS MAINT ALLOWANCE			(9) 1-YR ALW PER 100 EQUIP CNTGCY	(10) DEPOT MAINT ALW PER 100 FOUIP	(11) ILLUSTRATION	
						(a)	(b)	(c)	(a)	(b)	(c)			(a)	(b)
						1-20	21-50	51-100	1-20	21-50	51-100			FIGURE NO.	ITEM NO/
P O 01718	5330-567-0024	GASKET: ELBOW MTG (11083) 1M9390 (COMPONENT OF GASKET KIT, STOCK No. (11083) 5S4048, SEE GROUP 0100)	EA		1	3	5	10	3	5	10	120		57	13
P O 01719	2815-768-2338	GASKET: ELBOW MTG (11083) 6H8778 (COMPONENT OF GASKET KIT, STOCK No. (11083) 5S4048, SEE GROUP 0100)	EA		1	2	2	3	2	2	3	30		56	9
P F 01720	5330-074-3614	GASKET: OIL COOLER COVER (11083) 4L1287 (COMPONENT OF GASKET KIT, STOCK No. (11083) 5S4048, SEE GROUP 0100)	EA		1	2	2	3	2	2	3	30		56	4
P F 01721	5330-074-3613	GASKET: OIL COOLER HOUSING (11083) 4L1267 (COMPONENT OF GASKET KIT, STOCK No. (11083) 5S4048, SEE GROUP 0100)	EA		1	2	2	3	2	2	3	30		57	5
P F 01722	2910-844-6907	GASKET: OIL LEVEL GAGE GUIDE (11083) 7F7889 (COMPONENT OF GASKET KIT, STOCK No. (11083) 5S4048, SEE GROUP 0100)	EA		1	2	2	3	2	2	3	30		58	5
P F 01723		GASKET:OIL PAN 11083) 4M2969 (COMPONENT OF GASKET KIT, STOCK No. (11083) 5S4048, SEE GROUP 0100)	EA		1	2	2	3	2	2	3	30		55	2
P F 01724	5330-074-3603	GASKET: OIL PAN (11083) 4M2969 (COMPONENT OF GASKET KIT, STOCK No. (11083) 5S4048, SEE GROUP 0100)	EA		1	2	2	3	2	2	3	30		55	3
P O 01725	5330-948-6125	GASKET: OIL TUBE TO OIL COOLER (11083) 8M5521 (COMPONENT OF GASKET KIT, STOCK No. (11083) 5S4048, SEE GROUP 0100)	EA		1	2	2	3	2	2	3	30		53	27
P O 01726	5330-074-3513	GASKET: OIL TUBE TO OIL COOLER (11083) 4H9541 (COMPONENT OF GASKET KIT, STOCK No. (11083) 5S4048, SEE GROUP 0100)	EA		1	2	2	3	2	2	3	30		53	28

(1) SMR CODE INDEX NO.	(2) FEDERAL STOCK NUMBER	(3) DESCRIPTION  REFERENCE NO. & MER CODE      USABLE ON CODE	(4) UNIT OF ISSUE	(5) UNIT OF MEAS	(6) QTY INC IN UNIT	(7) 30 DAY DS MAINT ALLOWANCE			(8) 30-DAY GS MAINT ALLOWANCE			(9) 1-YR ALW PER 100 EQUIP CNTGNCY	(10) DEPOT MAINT ALW PER 100 FOUQP	(11) ILLUSTRATION	
						(a)	(b)	(c)	(a)	(b)	(c)			(a)	(b)
						1-20	21-50	51-100	1-20	21-50	51-100			FIGURE NO.	ITEM NO/
X20 01727		GUIDE, OIL LEVEL GAUGE (11083) 4L8190	EA		1									58	3
P O 01728		GAGE, OIL LEVEL (11083) 4L3363	EA		1	*	*	*	*	*	*	3	*	58	4
X2F 01729		HOUSING ASSEMBLY: OIL COOLER (11083) 6L7980	EA		1									57	1
X2F 01730		STUD, HOUSING, MOUNTING (11083) 6H406	EA		1									57	3
X2F 01731		STUD, HOUSING, MOUNTING (11083) 4M2743	EA		1									57	2
X2F 01732		STUD, HOUSING, MOUNTING (11083) 5M4076	EA		1									57	7
P O 01733	2815-994-7384	HOSE, PREFORMED: BREATHER TUBE (11083) 5L1863	EA		1	*	*	*	*	*	*	5	25	54	3
P O 01734	4720-948-6124	HOSE, RUBBER: OIL COOLER (11083) 6L3942	EA		1	*	*	2	*	*	2	10	25	57	11
X2F 01735	2930-365-2152	LOCK, PLATE: OIL SUCTION TUBE BOLT (11083) L364	EA		1									51	7
O 01736	5310-011-7062	NUT, PLAIN, HEXAGON: BREATHER MTG (11083) 1D4717	EA		2									54	8
X2F 01737	2815-076-1499	NUT, PLAIN, HEXAGON: OIL COVER MTG (11083) 1B4202	EA		1									56	13
P O 01738	5330-948-6068	PACKING, PREFORMED: OIL FILTER TUBE (11083) 8M4991 (COMPONENT OF GASKET KIT, STOCK No. (11083) 5S4048, SEE GROUP 0100)	EA		2	2	2	3	2	2	3	30		53	23
P F	5330-828-9787	PACKING, PREFORMED: OIL SUCTION TUBE (11083) 9H6067 (COMPONENT OF GASKET SET, STOCK No. (11083) 5S4049, SEE GROUP 0100)	EA		1	2	2	3	2	2	3	30		51	4

(1) SMR CODE INDEX NO.	(2) FEDERAL STOCK NUMBER	(3) DESCRIPTION  REFERENCE NO. & MER CODE      USABLE ON CODE	(4) UNIT OF ISSUE	(5) UNIT OF MEAS	(6) QTY INC IN UNIT	(7) 30 DAY DS MAINT ALLOWANCE			(8) 30-DAY GS MAINT ALLOWANCE			(9) 1-YR ALW PER 100 EQUIP CNTGCV	(10) DEPOT MAINT ALW PER 100 FOUIP	(11) ILLUSTRATION	
						(a)	(b)	(c)	(a)	(b)	(c)			(a)	(b)
						1-20	21-50	51-100	1-20	21-50	51-100			FIGURE NO.	ITEM NO/
X2F 01740		PAN, OIL (11083) 4L2172	EA		1									55	1
O 01741	5315-244-3981	PIN. COVER MTG (11083) 1B5696	EA		1									54	13
O 01742	5315-839-2326	PIN, COTTER: COVER PIN (11083) 3B4607	EA		2									54	12
X2F 01743		PLATE, OIL, PAN (11083) 13	EA		1									55	6
O 01744	2520-734-2114	PLUG, PIPE: BREATHER BASE (11083) 4B4845	EA		1									54	6
F 01745	4730-287-3277	PLUG, PIPE: OIL COOLER DRAIN (11083) 6213	EA		1									57	9
F 01746	4730-618-2632	PLUG, PIPE: OIL COOLER DRAIN (11083) 28741	EA		1									57	8
X20 01747		PLUG, PIPE: OIL PAN DRAIN (11083) 1B5174	EA		2									58	6
O 01748	4730-263-3122	PLUG, PIPE: OIL PAN DRAIN (11083) 6B551	EA		1									58	7
P H R 01749		PUMP ASSEMBLY: OIL (11083) 63473	EA		1				*	*	2	6	5	51	1
P H 01750	4730-289-1242	ADAPTER, STRAIGHT: OIL LINE (11083) 3B8995	EA		2				*	*	*	2	*	52	9
P H 01751	4730-289-4760	INVERTED, NUT, TUBE: OIL TUBE (11083) 1F1344	EA		2										
P H 01752		BODY ASSEMBLY: OIL PUMP (11083) 9M4866	EA		1				*	*	*	2	*	52	22
P H 01753	3120-921-7276	BEARING (11083) 3D9398	EA		1				*	*	2	10	25	52	37
P H 01754		BODY ASSEMBLY, OIL PUMP (11083) 9M6978	EA		1				*	*	*	2	*	52	5

(1) SMR CODE INDEX NO.	(2) FEDERAL STOCK NUMBER	(3) DESCRIPTION  REFERENCE NO. & MER CODE      USABLE ON CODE	(4) UNIT OF ISSUE	(5) UNIT OF MEAS	(6) QTY INC IN UNIT	(7) 30 DAY DS MAINT ALLOWANCE			(8) 30-DAY GS MAINT ALLOWANCE			(9) 1-YR ALW PER 100 EQUIP CNTGCV	(10) DEPOT MAINT ALW PER 100 EQUIP	(11) ILLUSTRATION	
						(a)	(b)	(c)	(a)	(b)	(c)			(a)	(b)
						1-20	21-50	51-100	1-20	21-50	51-100			FIGURE NO.	ITEM NO/
P H 01755	3120-296-8109	BEARING, SLEEVE (11083) 1M7423	EA		1				*	*	2	10	25	52	3
H 01756	5315-276-6676	PIN. STRAIGHT, HEADLESS: BODY TO BODY (11083) 5B55821	EA		1									52	3
H 01757	5315-363-8794	PIN: STRAIGHT HEADLESS: BODY TO BLOCK 11083) 1F1006	EA		1									52	3
P H 01758	2990-920-8204	SHAFT ASSEMBLY GEAR (11083) 7M4506	EA		1				*	*	2	10	25	52	35
P H 01759	3040-923-7069	SHAFT, DRIVE (11083) 9M5356	EA		1				*	*	2	10	25	52	35
X1 01760		GEAR: DRIVE SHAFT	EA		1									52	12
H 0176	5306-637-4956	BOLT. MACHINE: BODY TO BODY (11083) S1588	EA		1									52	15
H 01762	5306-240-0794	BOLT, HEXAGON: BODY TO BODY (11083) T573	EA		3									52	21
H 01763	5306-240-0794	BOLT, HEXAGON: ELBOW MTG (11083) S1608	EA		1									51	8
H 01764	5306-240-0795	BOLT, HEXAGON: ELBOW MTG (11083) 2B2694	EA		2									51	9
H 01765	5306-423-8194	BOLT, HEXAGON: PUMP MTG (11083) IA2029	EA		2									52	33
H 01766	5302-263-8951	BOLT, HEXAGON: RELIEF VALVE COVER (11083) 2B2695	EA		2									52	17
H 01767	5306-063-4998	BOLT, MACHINE: SUCTION COVER MTG (11083) S1616	EA		6									51	10
X2H 01768	5340-921-4388	COVER PRESSURE: RELIEF VALVE (11083) 9M9	EA		1									51	18
P H 01769		COVER, SUCTION SCREEN (11083) 7M9827	EA		1				*	*	*	2	*	51	15

(1) SMR CODE INDEX NO.	(2) FEDERAL STOCK NUMBER	(3) DESCRIPTION  REFERENCE NO. & MER CODE      USABLE ON CODE	(4) UNIT OF ISSUE	(5) UNIT OF MEAS	(6) QTY INC IN UNIT	(7) 30 DAY DS MAINT ALLOWANCE			(8) 30-DAY GS MAINT ALLOWANCE			(9) 1-YR ALW PER 100 EQUIP CNTGCV	(10) DEPOT MAINT ALW PER 100 FOUUP	(11) ILLUSTRATION	
						(a)	(b)	(c)	(a)	(b)	(c)			(a)	(b)
						1-20	21-50	51-100	1-20	21-50	51-100			FIGURE NO.	ITEM NO/
X2H 01770		ELBOW, SUCTION TUBE (11083) 1S9920	EA		1									51	3
P H C1771	5330-948-6116	GASKET: BELL MTG (11083) 9H2711 (COMPONENT OF GASKET KIT, STOCK No. (11083), 5S4048 SEE GROUP 0100)	EA		1				2	2	3	30		51	17
P H 01772	2815-352-7740	GASKET: COVER AND SCREEN TO BELL (11083) 4F3956 (COMPONENT OF GASKET KIT, STOCK No. (11083) 5S4048, SEE GROUP 0100)	EA		2				2	2	3	40		51	13
P H 01773	5330-922-6227	GASKET: ELBOW TO OIL PUMP (11083) 9H2713 (COMPONENT OF GASKET KIT, STOCK No. (11083) 5S4048, SEE GROUP 0100)	EA		2				2	2	3	30		51	2
P H 01774	2815-695-0461	GEAR ASSEMBLY (11083) 1H1780	EA		1				*	*	*	2	*	52	11
P H 01775	2815-661-8892	BEARING, SLEEVE: GEAR (11083) 1H1777	EA		2				*	2	2	20	50	52	13
P H 01776	4320-739-2927	GEAR ASSEMBLY (11083) 3H3378	EA		1				*	*	*	2	*	52	38
P H 01777	3120-739-2926	BEARING, SLEEVE, GEAR (11083) 3H3497	EA		2				*	2	2	20	50	52	23
P H 01778		GEAR, ASSEMBLY, DRIVE (11083) 7M7799	EA		1				*	*	*	2	*	52	1
P H 01779	3120-296-8110	BEARING, SLEEVE: GEAR (11083) 7M4505	EA		1				*	*	2	10	25	52	2
X2H 01780		DOWEL, GEAR (11083) 6F7172	EA		1									52	4
P H 01781	3020-921-7245	GEAR, DRIVE (11083) 2S2264	EA		1				*	*	*	2	*	52	2
P H 01782		GEAR, DRIVE (11083) 1S6020	EA		1				*	*	*	2	*	52	29



(1) SMR CODE INDEX NO.	(2) FEDERAL STOCK NUMBER	(3) DESCRIPTION	(4) UNIT OF ISSUE	(5) UNIT OF MEAS	(6) QTY INC IN UNIT	(7) 30 DAY DS MAINT ALLOWANCE			(8) 30 DAY GS MAINT ALLOWANCE			(9) 1-YR ALW PER 100 EQUIP CNTGCV	(10) DEPOT MAINT ALW PER 100 EQUIP	(11) ILLUSTRATION	
						(a)	(b)	(c)	(a)	(b)	(c)			(a)	(b)
						1-20	21-50	51-100	1-20	21-50	51-100			FIGURE NO.	ITEM NO/
P H 01783	5315-944-7035	KEY, WOODRUFF (11083) 8M5599	EA		2				*	*	*	2	*	52	36
P H 01784	2815-352-8561	LOCK, BOLT (58312) 8F8683	EA		1				*	*	*	2	*	51	11
P H 01785	5310-923-6934	LOCK, NUT (11083) 5M6560	EA		1				*	*	*	2	*	51	20
P H 01786	2990-423-8146	LOCK, PLATE: BOLT (11083) T329	EA		1				*	*	*	2	*	52	6
P H 01787	2930-365-2152	LOCK PLATE: BOLT (11083) L364	EA		4				*	*	*	2	*	51	7
P H 01788	2930-365-2152	LOCK, PLATE: BOLT (11083) L364	EA		4				*	*	*	2	*	52	14
P H 01789	2815-028-8767	LOCK, PLATE: BOLT (11083) 2A5328	EA		2				*	*	*	4	*	52	16
P H 01790	2815-352-8560	LOCKING PLATE, NUT (58312) 8F8682	EA		1				*	*	*	2	*	51	16
H 01791	5310-713-5641	NUT, SLOTTED HEXAGON: GEAR RETAINING (11083) T887	EA		1									52	26
01792		PIN COTTER: NUT RETAINING (11083) 3B4615	EA		1									52	28
P H 01793	5340-920-7457	PLUNGER, DETENT: RELIEF VALVE (11083) 9M8	EA		1				*	*	*	2	*	52	20
P H 01794	5340-920-7468	RETAINER, NUT AND BOLT (11083) 8M5625	EA		2				*	*	*	2	*	51	19
P H 01795	2590-921-7312	SCREEN PUMP SUCTION (11083) 8H9450	EA		1				*	*	*	2	*	51	14
H 01796	5305-577-5462	SCREW, CAP, HEXAGON HEAD: BELL MTG (11083) S1594	EA		1									51	12
H 01797	5305-260-4505	SCREW, CAP, HEXAGON HEAD: PUMP MTG (11083) S1590	EA		2									52	7

(1) SMR CODE INDEX NO.	(2) FEDERAL STOCK NUMBER	(3) DESCRIPTION  REFERENCE NO. & MFR CODE      USABLE ON CODE	(4) UNIT OF ISSUE	(5) UNIT OF MEAS	(6) QTY INC IN UNIT	(7) 30 DAY DS MAINT ALLOWANCE			(8) 30-DAY GS MAINT ALLOWANCE			(9) 1-YR ALW PER 100 EQUIP CNTGCV	(10) DEPOT MAINT ALW PER 100 FOUIP	(11) ILLUSTRATION		
						(a)	(b)	(c)	(a)	(b)	(c)			(a)	(b)	
						1-20	21-50	51-100	1-20	21-50	51-100			FIGURE NO.	ITEM NO/	
H 01798	5305-426-2972	SCREW, CAP, HEXAGON HEAD: RELIEF VALVE ADJUSTING (11083) T55	EA		1											
P H 01799	3040-923-7068	SHAFT (11083) 9M6979	EA		1				*	*	2	10	25	52	10	
P H 01800	2990-928-8193	SHIM, ADJUSTING: OIL PUMP MTG (11083) 7M1613	EA		1				*	*	2	8	10			
P H 01801	2990-920-8194	SHIM, ADJUSTING: OIL PUMP MTG (11083) 7M1090	EA		1				*	*	2	8	10			
P H 01802	5340-944-1387	SPACER: BODY (11083) 8M9900	EA		1				*	*	*	2	*	52	25	
P H 01803	5340-983-5998	SPRING HELICAL VALVE (11083) 6L6208	EA		1				*	*	*	2	*	52	19	
P H 01804	5340-923-6932	RETAINER: NUT AND BOLT (11083) 7H1861	EA		1				*	*	*	2	*	52	32	
P H 01805		TUBE, OIL (11083) 7M4142	EA		1				*	*	*	2	*	52	8	
P H 01806	2815-999-9962	VALVE PUMP SECTION (11083) 8H9448	EA		1				*	*	*	2	*	51	18	
H 01807	5310-847-3377	WASHER, FLAT: GEAR RETAINER (11083) 1K4703	EA		1									52	27	
F 01808	5305-273-9308	SCREW, CAP, HEXAGON (11083) S509	EA		1											
F 01809	5305-577-5462	SCREW, CAP, HEXAGON HEAD: OIL GAGE ROD GUIDE (11083) S1594	EA		2									58	2	
F 01810	5305-577-5462	SCREW, CAP, HEXAGON: OIL PAN (11083) S1594	EA		16									55	5	
F 01811	5305-426-3085	SCREW, PLAIN, HEXAGON HEAD: OIL PAN (58312) 1A5964	EA		5									55	8	
O 01812	5305-273-9308	SCREW, CAP, HEXAGON HEAD: OIL TUBE CLIP (11083) S509	EA		1									53	32	

(1) SMR CODE INDEX NO.	(2) FEDERAL STOCK NUMBER	(3) DESCRIPTION  REFERENCE NO. & MER CODE      USABLE ON CODE	(4) UNIT OF ISSUE	(5) UNIT OF MEAS	(6) QTY INC IN UNIT	(7) 30 DAY DS MAINT ALLOWANCE			(8) 30-DAY GS MAINT ALLOWANCE			(9) 1-YR ALW PER 100 EQUIP CNTGCV	(10) DEPOT MAINT ALW PER 100 EQUIP	(11) ILLUSTRATION	
						(a)	(b)	(c)	(a)	(b)	(c)			(a)	(b)
						1-20	21-50	51-100	1-20	21-50	51-100			FIGURE NO.	ITEM NO/
X20 01813		SCREW, MACHINE: GASKET RETAINER (11083) 4B1243	EA		1									54	15
P 0 01814	3830-214-3561	SEAL: OIL COOLER HOSE (11083) 5F1678 (COMPONENT OF GASKET KIT, STOCK No. (11083) 5S4048, SEE GROUP 0100)	EA		2	2	2	3	2	2	3	30		56	10
X20 01815		SLEEVE: OIL COOLER (11083) 4L1237	EA		1									56	11
X2F 01816		TUBE ASSEMBLY: OIL SUCTION LINE (11083) 1S9922	EA		1									51	5
X20 01817		TUBE, BREATHER (11083) 5L4526	EA		1									54	4
X20 01818		TUBE: OIL FILTER (11083) 5L9250	EA		1									53	30
X20 01819		TUBE: OIL FILTER (11083) 5L9293	EA		1									53	26
O 01820	5310-194-2731	WASHER, FLAT: COVER GASKET (11083) 2F2326	EA		1									54	16
X20 01821		WASHER, FLAT: TUBE CLIP (11083) 4H9981	EA		2									42	15
X20 01822		WASHER, FLAT: TUBE CLIP MTG (11083) 4H9981	EA		2									53	31
O 01823	5310-514-6849	WASHER, LOCK: BASE AND BREATHER MTG (11083) 3B4506	EA		5									54	7
F 01824	5310-514-6849	WASHER, LOCK: ELBOW MTG (11083) 3B4506	EA		3									57	14
F 01825	5310-514-6849	WASHER, LOCK: ELBOW MTG (11083) 3B4506	EA		14									56	7
O 01826	5310-514-6849	WASHER, LOCK: GUIDE MTG (11083) 3B4506	EA		2									58	1

(1) SMR CODE INDEX NO.	(2) FEDERAL STOCK NUMBER	(3) DESCRIPTION  REFERENCE NO. & MFR CODE      USABLE ON CODE	(4) UNIT OF ISSUE	(5) UNIT OF MEAS	(6) QTY INC IN UNIT	(7) 30 DAY DS MAINT ALLOWANCE			(8) 30-DAY GS MAINT ALLOWANCE			(9) 1-YR ALW PER 100 EQUIP CNTGCV	(10) DEPOT MAINT ALW PER 100 EQUIP	(11) ILLUSTRATION	
						(a)	(b)	(c)	(a)	(b)	(c)			(a)	(b)
						1-20	21-50	51-100	1-20	21-50	51-100			FIGURE NO.	ITEM NO/
F 01827	5310-010-3320	WASHER, LOCK: OIL COOLER COVER MTG (11083) 3B4505	EA		10									56	2
F 01828	5310-514-6849	WASHER, LOCK: OIL PAN AND PLATE MTG (11083) 3B4506	EA		39									55	4
X20 01829		WASHER, LOCK: TUBE MTG (11083) 3B4505	EA		2									53	25
O 01830	5310-514-6849	WASHER, LOCK: TUBE CLIP MTG (11083) 3B4506	EA		2									53	11
P O 01831	5330-351-6387	WASHER, NONMETALLIC: BREATHER COVER (11083) L906 (COMPONENT OF GASKET KIT, STOCK No. (11083) 5S4048, SEE GROUP 0100)	EA		1	2	2	3	2	2	3	30		54	17
01832		0108 - MANIFOLD													
O 01833	5306-426-5062	BOLT, HEXAGON: SHIELD MTG (11083) 4F4879	EA		4									60	10
P O 01834		CLAW, EXHAUST ELBOW (11083) 5L7631	EA		1	*	*	*	*	*	*	2	*	59	6
P O 01835		ELBOW EXHAUST (11083) 5L7634	EA		1	*	*	*	*	*	*	2	*	59	8
P O 01836	5330-838-9183	GASKET: EXHAUST ELBOW (11083) 5L8484	EA		1	*	*	2	*	*	2	10	100	59	9
P O 01837	5330-948-6089	GASKET: EXHAUST MANIFOLD (11083) 6L2105 (COMPONENT OF GASKET SET, STOCK No. (11083) 5S4049, , SEE GROUP 0100)	EA		6	2	3	5	2	3	5	60		60	3
P O 1838	5330-924-0048	GASKET: MANIFOLD TO TURBOCHARGER (11083) 1S4295 (COMPONENT OF GASKET SET, STOCK No. (11083) 5S4049, SEE GROUP 0100)	EA		1	*	*	2	*	*	2	10	*	60	15
X20 01839		MANIFOLD ASSEMBLY, EXHAUST (11083) 6L4345	EA		1									60	14

(1) SMR CODE INDEX NO.	(2) FEDERAL STOCK NUMBER	(3) DESCRIPTION  REFERENCE NO. & MER CODE      USABLE ON CODE	(4) UNIT OF ISSUE	(5) UNIT OF MEAS	(6) QTY INC IN UNIT	(7) 30 DAY DS MAINT ALLOWANCE			(8) 30-DAY GS MAINT ALLOWANCE			(9) 1-YR ALW PER 100 EQUIP CNTGCV	(10) DEPOT MAINT ALW PER 100 EQUIP	(11) ILLUSTRATION	
						(a)	(b)	(c)	(a)	(b)	(c)			(a)	(b)
						1-20	21-50	51-100	1-20	21-50	51-100			FIGURE NO.	ITEM NO/
X20 01840		STUD, PLAIN: MANIFOLD TO SUPERCHARGER (11083) 6L8562	EA		2									60	17
X20 01841		NUT, PLAIN, HEXAGON: MANIFOLD MTG (11083) 8M2296	EA		8									60	7
X20 01842		PLUG, EXHAUST, ELBOW (11083) 5B7890	EA		1									59	4
X20 01843		PLUG, EXHAUST, ELBOW (11083) 9B887	EA		1									59	5
X20 01844		PLUG, PIPE: EXHAUST MANIFOLD (11083) 5B7890	EA		2									60	1
X20 01845		SHIELD, HEAT: MANIFOLD (11083) 5L1648	EA		1									60	8
X20 01846		SHIELD, HEAT: MANIFOLD (11083) 4L5844	EA		1									60	5
X20 01847		SHIELD, HEAT: MANIFOLD (11083) 4L5842	EA		1									60	6
X20 01848		SPACER, HEAT SHIELD (11083) 4L1263	EA		4									60	11
O 01849	5310-844-0561	WASHER, FLAT: MANIFOLD MTG (58312) 8M7145-00	EA		12									60	12
O 01850	5310-930-7014	WASHER, FLAT: HEAT SHIELD MTG (11083) 4B4278	EA		4									60	9
01851		0109 - ACCESSORY DRIVING MECHANISMS													
P F 01852	2815-858-6164	BEARING, SHAFT (11083) 8H9789	EA		1	*	*	*	*	*	*	4	100	61	20
F 01853	5306-814-6597	BOLT, MACHINE: COVER MTG (11083) S1617	EA		2									61	27
F 01854	5306-426-3315	BOLT, MACHINE: HOUSING MTG (11083) 1B9575	EA		2									61	23

(1) SMR CODE INDEX NO.	(2) FEDERAL STOCK NUMBER	(3) DESCRIPTION  REFERENCE NO. & MER CODE      USABLE ON CODE	(4) UNIT OF ISSUE	(5) UNIT OF MEAS	(6) QTY INC IN UNIT	(7) 30 DAY DS MAINT ALLOWANCE			(8) 30-DAY GS MAINT ALLOWANCE			(9) 1-YR ALW PER 100 EQUIP CNTGCV	(10) DEPOT MAINT ALW PER 100 FOUIP	(11) ILLUSTRATION	
						(a)	(b)	(c)	(a)	(b)	(c)			(a)	(b)
						1-20	21-50	51-100	1-20	21-50	51-100			FIGURE NO.	ITEM NO/
F 01855	5306-240-0999	BOLT, MACHINE: HOUSING MTG (11083) S1618	EA		4									61	22
F 01856	5306-423-8194	BOLT, MACHINE: SPACER MTG (11083) 1A2029	EA		2									61	6
X2F 01857		COVER HOUSING (11083) 8H9787	EA		1									61	25
P F 01858	5330-074-3605	GASKET: COVER MTG (11083) 8H9788 (COMPONENT OF GASKET KIT, STOCK No. (11083) 5S4048, SEE GROUP 0100)	EA		1	2	2	3	2	2	3	30		61	24
P F 01859	5330-074-3606	GASKET: HOUSING MTG (11083) 8H9220 (COMPONENT OF GASKET KIT, STOCK No. (11083) 5S4048, SEE GROUP 0100)	EA		1	2	2	3	2	2	3	30		61	1
P F 01860	5330-074-3604	GASKET: HOUSING MTG (11083) 8H9364 (COMPONENT OF GASKET KIT, STOCK No. (11083) 5S4048, SEE GROUP 0100)	EA		1	2	2	3	2	2	3	30		61	4
P F 01860		GEAR ASSEMBLY (11083) 1S6022	EA		1	*	*	*	*	*	*	4	5		
P F 01862	2815-907-6930	BEARING, SLEEVE: GEAR (11083) 2S4182	EA		1	*	*	2	*	*	2	10	50	61	8
P F 01863		GEAR (11083) 1S6019	EA		1	*	*	*	*	*	*	4	5	61	16
X2F 01864		HOUSING ASSEMBLY: ACCESS DRIVE (11083) 1S9494	EA		1									61	3
F 01865	5315-514-1616	PIN, STRAIGHT, HEADLESS: HOUSING (11083) 2H1190	EA		1									61	28
X2F 01866		KEY, GEAR TO SHAFT (11083) 2B9373	EA		1									61	17
F 01867	5310-920-8201	LOCK, NUT: BOLT (58312) 7M9763	EA		2									61	18

(1) SMR CODE INDEX NO.	(2) FEDERAL STOCK NUMBER	(3) DESCRIPTION  REFERENCE NO. & MER CODE      USABLE ON CODE	(4) UNIT OF ISSUE	(5) UNIT OF MEAS	(6) QTY INC IN UNIT	(7) 30 DAY DS MAINT ALLOWANCE			(8) 30-DAY GS MAINT ALLOWANCE			(9) 1-YR ALW PER 100 EQUIP CNTGCV	(10) DEPOT MAINT ALW PER 100 FOUIP	(11) ILLUSTRATION	
						(a)	(b)	(c)	(a)	(b)	(c)			(a)	(b)
						1-20	21-50	51-100	1-20	21-50	51-100			FIGURE NO.	ITEM NO/
F 01868	3805-920-7477	LOCK, RETAINER: BOLT (11083) 9M9405	EA		1									61	9
F 01869	5310-424-0313	NUT, PLAIN, HEXAGON: SHAFT (11083) 791A	EA		1									61	13
F 01870	4730-287-3279	PLUG, PIPE: HOUSING (11083) 5M6213	EA		1									61	2
F 01871	4730-924-7886	PLUG, PIPE: HOUSING (11083) 5M6214	EA		1									61	26
X2F 01872	5340-923-6931	RETAINER, NUT AND BOLT (11083) 4M380	EA		1									61	14
F 01873	5305-577-5462	SCREW, CAP, HEXAGON: BEARING RETAINER (11083) S1594	EA		4									61	12
P F 01874		SHAFT ASSEMBLY DRIVE (11083) 5L8974	EA		1	*	*	*	*	*	*	4	5	61	12
X2F 01875		DOWEL, GEAR (11083) 9H4525	EA		1									61	15
X2F 01876		SPACER, GEAR (11083) 7M8727	EA		1									61	11
P F 01877	5310-923-9876	SPACER PLATE: BEARING (11083) 8H9718	EA		1	*	*	*	*	*	*	5	*	61	19
F 01876	5310-982-9336	WASHER, GEAR (11083) 2S2921	EA		1									61	10
F 01877	5310-010-3320	WASHER, LOCK: HOUSING AND COVER MTG (11083) 3B4505	EA		8									61	21
01880		0110 - DIESEL STARTING CONTROLS AND CONVERSION UNITS													
P F 01881	5330-286-7294	PACKING, PREFORMED: COMPRESSION RELEASE SHAFT (11083) 3H4970 (COMPONENT F GASKET SET, STOCK No. (11083) 5S4049, SEE GROUP)	EA		1	2	2	4	2	2	4	50		44	46
F 01882	5315-363-9726	PIN, STRAIGHT, HEADLESS: PLUNGER (11083) 7B471	EA		1									44	13

(1) SMR CODE INDEX NO.	(2) FEDERAL STOCK NUMBER	(3) DESCRIPTION  REFERENCE NO. & MER CODE      USABLE ON CODE	(4) UNIT OF ISSUE	(5) UNIT OF MEAS	(6) QTY INC IN UNIT	(7) 30 DAY DS MAINT ALLOWANCE			(8) 30-DAY GS MAINT ALLOWANCE			(9) 1-YR ALW PER 100 EQUIP CNTGCV	(10) DEPOT MAINT ALW PER 100 EQUIP	(11) ILLUSTRATION	
						(a)	(b)	(c)	(a)	(b)	(c)			(a)	(b)
						1-20	21-50	51-100	1-20	21-50	51-100			FIGURE NO.	ITEM NO/
X2F 01883	5340-920-7514	PLUNGER, DETENT: STOP (11083) 9H4621	EA		1									44	11
P F 01884	2815-891-0980	SHAFT, COMPRESSION, RELEASE (11083) 9M5216	EA		1	*	*	*	*	*	*	2	*	44	47
P F 01885	2990-249-3495	SPRING, HELICAL: STOP PLUNGER (11083) 2794A	EA		1	*	*	*	*	*	*	4	*	44	14
X2F 01886	2920-920-8199	STOP, RELEASE SHAFT (11083) 7M7071	EA		1									44	12
01887		GROUP 03 - FUEL SYSTEM													
01888		0301 - FUEL INJECTOR													
P F 01889	2910-920-8213	BODY, INJECTOR (11083) 7M4603	EA		6	*	*	*	*	*	*	5	*	62	2
P F 01890	4730-363-9320	PACKING NUT: BODY (11083) 5H7225	EA		6	*	*	*	*	*	*	4	*	62	4
P F 01890	5330-198-6169	PACKING, PREFORMED: INJECTOR (11083) 5B3718 (COMPONENT OF GASKET SET, STOCK No. (11083) 5S4049, SEE GROUP 0100)	EA		6	3	5	10	3	5	10	120	*	62	3
P F 01892	2910-509-3079	VALVE, FUEL: INJECTOR ASSEMBLY (11083) 8M1584	EA		6	8	15	30	8	15	30	360	600	62	1
P F 01893	2910-333-5032	SEAL FUEL: INJECTOR (11083) 6F1069 (COMPONENT OF GASKET SET, STOCK No. (11083) 5S909, SEE GROUP 0100)	EA		6	3	5	10	3	5	10	120	*	62	5
01894		0302 - FUEL PUMPS													
P F R 01895		PUMP ASSEMBLY, FUEL: INJECTION (11083) 2M4050	EA		1	*	*	*	*	*	*	4	3	64	
F 01896	5306-814-8960	BOLT, MACHINE: BRACKET TO BLOCK (11083) 3322A	EA		1									69	15



(1) SMR CODE INDEX NO.	(2) FEDERAL STOCK NUMBER	(3) DESCRIPTION  REFERENCE NO. & MFR. CODE      USABLE ON CODE		(4) UNIT OF ISSUE	(5) UNIT OF MEAS	(6) QTY INC IN UNIT	(7) 30 DAY DS MAINT ALLOWANCE			(8) 30-DAY GS MAINT ALLOWANCE			(9) 1-YR ALW PER 100 EQUIP CNTGCTY	(10) DEPOT MAINT ALW PER 100 EQUIP	(11) ILLUSTRATION	
							(a)	(b)	(c)	(a)	(b)	(c)			(a)	(b)
							1-20	21-50	51-100	1-20	21-50	51-100			FIGURE NO.	ITEM NO/ °
F 01897	5306-423-8147	BOLT, MACHINE: BRACKET TO PUMP (11083) S1595		EA		1									69	11
H 01898	5308-261-1150	BOLT, MACHINE: GEAR RETAINING (11083) L472		EA		1									64	23
X2H 01899	2910-999-9010	BONNET: FUEL LINES (11083) 4M411		EA		6									64	1
X2F 01900		BRACKET, FUEL PUMP (11083) 5M1032		EA		1									69	14
P H 01901	2910-898-6703	BUSHING, SLEEVE (11083) 2M4314		EA		6			*	*	*	3	*		64	10
P H 01902		CAMSHAFT ASSEMBLY, PUMP (11083) 1M101		EA		1			*	*	*	3	*		64	17
H 01903	5315-999-8417	DOWEL, GEAR (11083) 8H9208		EA		1									64	22
P H 01904	3920-920-7459	CHECK, VALVE (11083) 9H5746		EA		6			2	2	2	24	30		64	9
P 01905	5330-858-6277	FELT MECHANICAL: BONNET (11083) 8H9204		EA		6			2	2	4	48	60		64	7
P H 01906	3020-921-7281	GEAR (11083) 8H9226		EA		1			*	*	2	10	5		64	20
P H R 01907		HOUSING ASSEMBLY (11083) IM99		EA		1			*	*	*	4	3		64	19
P H 01908	3120-946-8457	SPACER, RING: CAMSHAFT (11083) 1M1226		EA		1			*	2	2	10	50		64	18
P H 01909	3120-939-6691	BEARING, SLEEVE, CAMSHAFT (11083) 9H1284		EA		1			*	*	2	10	50		64	16
P H 01910	3120-999-8160	BEARING, CAMSHAFT (11083) 2M8604		EA		1			*	*	2	10	50		64	28
P H 01911	3120-921-3210	BEARING, SLEEVE, RACK, CONROL (11083) 9H1296		EA		1			*	*	2	10	25		64	14
P H 01912	3110-843-7035	BEARING, CONTROL, BAR (11083) IM179		EA		1			*	*	2	10	25		64	30°

(1) SMR CODE INDEX NO.	(2) FEDERAL STOCK NUMBER	(3) DESCRIPTION  REFERENCE NO. & MER CODE      USABLE ON CODE	(4) UNIT OF ISSUE	(5) UNIT OF MEAS	(6) QTY INC IN UNIT	(7) 30 DAY DS MAINT ALLOWANCE			(8) 30-DAY GS MAINT ALLOWANCE			(9) 1-YR ALW PER 100 EQUIP CNTGCV	(10) DEPOT MAINT ALW PER 100 EQUIP	(11) ILLUSTRATION	
						(a)	(b)	(c)	(a)	(b)	(c)			(a)	(b)
						1-20	21-50	51-100	1-20	21-50	51-100			FIGURE NO.	ITEM NO/
H 01913	5315-936-6140	PIN, GROOVED, HEADLESS: RING RETAINING (11083) 8M3020	EA		6									64	4
H 01914	5315-936-6139	PIN, GROOVED, HEADLESS: SPACER RETAINING (11083) 8M3019	EA		6									64	3
F 01915	4730-924-7886	PLUG PIPE: HOUSING (11083) 5M6214	EA		1									64	24
P H 01916	2910-920-6785	LIFTER ASSEMBLY (11083) 3S9735	EA		6				2	2	3	24	30	64	31
P F 01917	5330-074-3609	PACKING, PREFORMED: FUEL PUMP BRACKET (11083) 1M8508 (COMPONENT OF GASKET KIT, STOCK No. (11083) 5S4048, SEE GROUP 0100)	EA		1	2	2	3	2	2	3	30		69	9
P F 01918	2520-633-4535	PACKING, PREFORMED: BRACKET TO BLOCK (11083) 2H3932 (COMPONENT OF GASKET KIT, STOCK No. (11083) 5S4048, SEE GROUP 0100)	EA		1	2	2	3	2	2	3	30		69	13
P H 01919	5340-924-0056	PLATE, GEAR (11083) 8H9210	EA		1				*	*	*	3	*	64	26
P H 01920	2910-898-6712	PLUNGER AND BARREL ASSEMBLY (11083) 9H5797	EA		6				2	3	5	60	120	64	11
H 01921	5315-947-3583	PIN, STRAIGHT, HEADLESS: GEAR RETAINING (11083) 8H9209	EA		1									64	27
H 01922	5315-942-7167	PIN, STRAIGHT, HEADLESS: HOUSING (11083) 4M1474	EA		5									64	15
P H 01923		RACK, BAR, CONTROL (11083) 1M103	EA		1				*	*	*	3	*	64	29
P H 01924	5315-074-3608	RING, RETAINING (11083) 1M3506	EA		6				*	*	*	3	*	64	6
F 01925	5306-254-9658	SCREW, CAP, HEXAGON HEAD: BRACKET TO PUMP (11083) S1571	EA		1									69	16
F 01926	5305-577-5462	SCREW, CAP, HEXAGON HEAD: BRACKET TO BLOCK (11083) S1594	EA		1									69	12

(1) SMR CODE INDEX NO.	(2) FEDERAL STOCK NUMBER	(3) DESCRIPTION  REFERENCE NO. & MER CODE      USABLE ON CODE	(4) UNIT OF ISSUE	(5) UNIT OF MEAS	(6) QTY INC IN UNIT	(7) 30 DAY DS MAINT ALLOWANCE			(8) 30-DAY GS MAINT ALLOWANCE			(9) 1-YR ALW PER 100 EQUIP CNTGCV	(10) DEPOT MAINT ALW PER 100 FOUQP	(11) ILLUSTRATION	
						(a)	(b)	(c)	(a)	(b)	(c)			(a)	(b)
						1-20	21-50	51-100	1-20	21-50	51-100			FIGURE NO.	ITEM NO/
P H 01927		SPACER 174 THICK: LIFTER SPRING (11083) 2M4208	EA		6				2	2	2	24	60	64	2
P H		SPACER, 178 THICK: LIFTER SPRING (11083) 2M4209	EA		6				2	2	2	24	60	64	2
P H 01929		SPACER, 182 THICK: LIFTER SPRING (11083) 2M4210	EA		6				2	2	4	24	60	64	2
P H 01930		SPACER 186 THICK: LIFTER SPRING (11083) 2M4211	EA		6				2	2	2	24	60	64	2
P H 01931		SPACER, 190 THICK: LIFTER SPRING (11083) 2M4212	EA		6				2	2	2	24	60	64	2
P H 01932	2910-920-6763	SPRING, GEAR (11083) 1M5889	EA		1				*	*	2	8	*	64	21
P H 01933	2910-858-6193	SPRING, HELICAL: PLUNGER (11083) 9B1363	EA		6				2	2	4	48	60	64	8
P H 01934	2910-858-6200	SPRING, HELICAL (11083) 1S206	EA		6				2	2	4	48	60	64	32
P H 01935	5310-921-6917	WASHER, FLAT: LIFTER SPRING (11083) 9H5729	EA		6				2	2	4	48	60	64	12
X2H 01936		WASHER, FLAT: SPRING RETAINING (11083) 8H9216	EA		6									64	13
F 01937	5310-010-3323	WASHER, LOCK: BRACKET MTG (11083) 3B4508	EA		2										
F 01938	5310-514-6849	WASHER, LOCK: BRACKET TO PUMP (11083) 3B4506	EA		2									69	10
P H 01939	5330-893-8335	WASHER NONMETALLIC (11083) 1M1077 (COMPONENT OF GASKET KIT, STOCK No. (11083) 5S4048, SEE GROUP 0100)	EA		6				4	8	15	180		64	5
P H 01940	5310-620-5730	WASHER, SPRING TENSION (11083) 2H3504	EA		1				*	*	2	8	100	64	25

(1) SMR CODE INDEX NO.	(2) FEDERAL STOCK NUMBER	(3) DESCRIPTION  REFERENCE NO. & MER CODE      USABLE ON CODE	(4) UNIT OF ISSUE	(5) UNIT OF MEAS	(6) QTY INC IN UNIT	(7) 30 DAY DS MAINT ALLOWANCE			(8) 30-DAY GS MAINT ALLOWANCE			(9) 1-YR ALW PER 100 EQUIP CNTGCV	(10) DEPOT MAINT ALW PER 100 FOUUP	(11) ILLUSTRATION	
						(a)	(b)	(c)	(a)	(b)	(c)			(a)	(b)
						1-20	21-50	51-100	1-20	21-50	51-100			FIGURE NO.	ITEM NO/
P F 01941	2910-849-3267	PUMP, FUEL, TRANSFER ASSEMBLY (11083) 7L5732	EA		1	*	*	*	*	*	*	5	2	63	
H 01942	5306-637-4976	BOLT, MACHINE: COVER MTG (11083) S1591	EA		5									63	20
F 01943	5306-426-2865	BOLT, MACHINE: PUMP MTG (11083) L1352	EA		1									63	22
P H 01944		BODY ASSEMBLY, PUMP (11083) 5S6696	EA		1				*	*	*	2	*	63	16
P H 01945		BEARING: BODY (11083) 8B9466	EA		1				*	*	2	10	50	63	15
P H 01946	5315-999-841	SHAFT, GEAR (11083) 8H9804	EA		1				*	*	*	4	5	63	25
P H 01947		CAGE ASSEMBLY (11083) 3S8301	EA		1				*	*	*	2	*	63	4
P H 01948	2815-738-8651	BEARING, SLEEVE (11083) 8F6058	EA		1				*	*	2	10	50	63	8
P H 01949	5330-641-3382	SEAL, PLAIN, ENCASED: SHAFT (11083) 4H1723	EA		1				*	2	2	20	100	63	3
P H 01950		COVER: BODY (11083) 6L3346	EA		1				*	*	*	2	*	63	17
F 01951	4730-246-9215	ELBOW, PIPE: PUMP COVER (11083) 3B6553	EA		1									63	21
P F 01952		GASKET: FUEL FILTER MTG (11083) 5S6692 (COMPONENT OF GASKET KIT, STOCK No. (11083) 5S4048; SEE GROUP 0100)	EA		1	2	2	3	2	2	3	30		63	1
P F 01953	2910-714-3666	GASKET (11083) 6H9949 (COMPONENT OF GASKET KIT, STOCK No. (11083) 5S4048, SEE GROUP 0100)	EA		1	2	2	3	2	2	3	30		63	10

(1) SMR CODE INDEX NO.	(2) FEDERAL STOCK NUMBER	(3) DESCRIPTION  REFERENCE NO. & MER CODE      USABLE ON CODE	(4) UNIT OF ISSUE	(5) UNIT OF MEAS	(6) QTY INC IN UNIT	(7) 30 DAY DS MAINT ALLOWANCE			(8) 30-DAY GS MAINT ALLOWANCE			(9) 1-YR ALW PER 100 EQUIP CNTGCV	(10) DEPOT MAINT ALW PER 100 EQUIP	(11) ILLUSTRATION	
						(a)	(b)	(c)	(a)	(b)	(c)			(a)	(b)
						1-20	21-50	51-100	1-20	21-50	51-100			FIGURE NO.	ITEM NO/
P F 01954	2910-898-6696	GASKET (11083) 8H9405 (COMPONENT OF GASKET KIT, STOCK No. (11083) 5S4048, SEE GROUP 0100)	EA		1	2	2	3	2	2	3	30		63	2
P H 01955	3020-921-7282	GEAR: DRIVE (11083) 8H9806	EA		1				*	*	*	4	5	63	5
P H 01956	3020-921-3211	GEAR: DRIVEN (11083) 8H9805	EA		1				*	*	*	4	5	63	24
H 01957	5315-393-5684	KEY, WOODRUFF: DRIVE GEAR (11083) 3H1489	EA		1									63	7
F 01958	5310-262-8305	NUT, SELF-LOCKING: GEAR RETAINING (11083) 2F8616	EA		1									63	6
P F 01959	5330-937-5155	PACKING, PREFORMED: SHAFT (11083) 2K8199	EA		1	*	2	2	*	2	2	20	100	63	26
F 01960	4730-287-3279	PLUG, PIPE: BODY (11083) 5M6213	EA		1									63	14
F 01961	4730-924-7886	PLUG, PIPE: COVER (11083) 5M6214	EA		1									63	23
X2F 01962		RETAINER: SEAL (11083) 3S9757	EA		1									63	11
F 01963	5305-426-2972	SCREW, CAP, HEXAGON: PUMP MTG (11083) T55	EA		2									63	19
P F 01964	5330-937-5150	SEAL, BODY (11083) 3S4182	EA		1	*	2	2	*	2	2	20	100	63	12
P F 01965		SHAFT WITH GEAR (11083) 5S6694	EA		1	*	*	*	*	*	*	4	5	63	9
X2F 01966		WASHER, FLAT: SEAL (11083) 4S5465	EA		1									63	13
F 01967	5310-514-6849	WASHER, LOCK: COVER MTG (11083) 3B4506	EA		5									63	18

(1) SMR CODE INDEX NO.	(2) FEDERAL STOCK NUMBER	(3) DESCRIPTION  REFERENCE NO. & MER CODE      USABLE ON CODE	(4) UNIT OF ISSUE	(5) UNIT OF MEAS	(6) QTY INC IN UNIT	(7) 30 DAY DS MAINT ALLOWANCE			(8) 30-DAY GS MAINT ALLOWANCE			(9) 1-YR ALW PER 100 EQUIP CNTGCTY	(10) DEPOT MAINT ALW PER 100 EQUIP	(11) ILLUSTRATION	
						(a)	(b)	(c)	(a)	(b)	(c)			(a)	(b)
						1-20	21-50	51-100	1-20	21-50	51-100			FIGURE NO.	ITEM NO/
F 01968	5310-514-6849	WASHER, LOCK: PUMP MTG (11083) 3B4506	EA		3									63	18
01969		0304 - AIR CLEANER													
X20 01970		AIR CLEANER ASSEMBLY (11083) 5L7686	EA		1									65	
X20 01971		BAND, AIR CLEANER (11083) 5L7875	EA		2									65	4
X20 01972		BODY ASSEMBLY, AIR CLEANER (11083) 5L8475	EA		1									65	12
P O 01973	2940-084-7543	ELEMENT (11083) 7M1674	EA		1	*	*	2	*	*	2	10	25		
O 01974	4730-472-9787	PLUG (11083) 9F2247	EA		1										
O 01975	5305-423-8407	BOLT, MACHINE, HEXAGON: AIR CLEANER BAND (1103) 1D4539	EA		2									65	14
X20 01976		COUPLING: AIR CLEANER (11083) 5L5344	EA		1									65	10
X20 01977		COVER ASSEMBLY (11083) 5L1007	EA		1									65	1
P O 01978	2940-074-3584	ELEMENT, AIR CLEANER (11083) 4L9852	EA		1	4	8	17	4	8	17	200	100	65	2
X1 01979	5330-074-3787	GASKET: AIR CLEANER ELEMENT TO BODY (11083) 4L989 (COMPONENT or GASKET KIT, STOCK No. (11083) 5S4048, SEE GROUP 0100)	EA		2									65	3
O 01980	5310-852-8460	NUT, PLAIN, HEXAGON: BAND MTG. (11083) 1D4716	EA		2									65	5
O 01981	5310-011-7062	NUT, PLAIN, HEXAGON: SUPPORT MTG (11083) 1D4717	EA		2									65	6

(1) SMR CODE INDEX NO.	(2) FEDERAL STOCK NUMBER	(3) DESCRIPTION  REFERENCE NO. & MER CODE      USABLE ON CODE	(4) UNIT OF ISSUE	(5) UNIT OF MEAS	(6) QTY INC IN UNIT	(7) 30 DAY DS MAINT ALLOWANCE			(8) 30-DAY GS MAINT ALLOWANCE			(9) 1-YR ALW PER 100 EQUIP CNTGCV	(10) DEPOT MAINT ALW PER 100 EQUIP	(11) ILLUSTRATION	
						(a)	(b)	(c)	(a)	(b)	(c)			(a)	(b)
						1-20	21-50	51-100	1-20	21-50	51-100			FIGURE NO.	ITEM NO/
P O 01982	2940-731-8660	PACKING, PREFORMED, AIR CLEANING COUPLING (11083) 5H7704 (COMPONENT OF GASKET KIT, STOCK NO. (11083) 5S4048, SEE GROUP 0100)	EA		1	*	2	2	*	2	2	20		65	11
P O 01983	5330-710-2146	PACKING, PREFORMED: COUPLING (11083) 3H976 (COMPONENT OF GASKET SET, STOCK NO. (11083) 5S4049, SEE GROUP 0100)	EA		1	*	2	2	*	2	2	20		65	9
X20 01984		PLATE, AIR CLEANER, MOUNTING (11083) 5L8466	EA		1										
P O 01985		SCREEN, AIR CLEANER (11083) 5L7874	EA		1	*	*	2	*	*	2	10	50	65	13
O 01986	5310-650-7092	SPACER COVER (11083) 28941	EA		4										
X20 01987		SUPPORT, AIR CLEANER (11083) 5L7876	EA		1									65	8
X20 01988	2910-362-8168	WASHER (11083) 4B4277	EA		4										
O 01989	5310-514-6849	WASHER, LOCK: SUPPORT MTG (11083) 3B4506	EA		2									65	7
01990		0305 - TURBOCHARGER													
P F R 01991	2815-851-4708	TURBOCHARGER ASSEMBLY (11083) 3S4450	EA		1	*	*	*	*	*	*	4	3	66	7
F 01992	5306-263-8951	BOLT, MACHINE (11083) 2E2695	EA		2										
F 01993	5306-263-7301	BOLT, HEXAGON-: OIL TUBE MTG (11083) L1351	EA		4									66	9
X20 01994		BOLT: TURBOCHARGER TO EXHAUST MANIFOLD (11083) 3H6623	EA		2									60	13
X2F 01995		BRACKET, AIR INLET, PIPE (11083) 5L8467	EA		1										

(1) SMR CODE INDEX NO.	(2) FEDERAL STOCK NUMBER	(3) DESCRIPTION  REFERENCE NO. & MER CODE      USABLE ON CODE	(4) UNIT OF ISSUE	(5) UNIT OF MEAS	(6) QTY INC IN UNIT	(7) 30 DAY DS MAINT ALLOWANCE			(8) 30-DAY GS MAINT ALLOWANCE			(9) 1-YR ALW PER 100 EQUIP CNTGCV	(10) DEPOT MAINT ALW PER 100 FOUIP	(11) ILLUSTRATION	
						(a)	(b)	(c)	(a)	(b)	(c)			(a)	(b)
						1-20	21-50	51-100	1-20	21-50	51-100			FIGURE NO.	ITEM NO/
P H R 01996		CARTRIDGE ASSEMBLY (11083) 3S4008	EA		1				*	*	*	4	3	67	
P H 01997	2950-920-6782	BEARING (11083) 3S5854	EA		1				*	*	2	10	50		
X1 01998		BEARING (11083) 3S5853	EA		1									67	29
X1 01999		BEARING (11083) 3S4006	EA		1									67	27
X2H 02000		BOLT HEXAGON: BEARING RETAINING (11083) 7M9910	EA		3									67	20
P H 02001	2815-850-3834	DEFLECTOR (11083) 2S1308	EA		1				*	*	*	4	*	67	22
P H 02002		HOUSING (11083) 1S5372	EA		1				*	*	*	2	*	67	5
P H 02003		INSERT, HOUSING (11083) 2S1305	EA 1						*	*	*	2	*	67	18
H 02004	5310-087-6874	NUT, SELF-LOCKING: WHEEL MTG (11083) 4M8012	EA		1									67	12
P H 02005	5330-924-0137	PACKING, PREFORMED: HOUSING (11083) 9M9545 (COMPONENT OF GASKET KIT, STOCK No. (11083) 5S4048, SEE GROUP 0100)	EA		1				*	2	2	20		67	32
P H 02006	5330-983-5989	PACKING, PREFORMED: INSERT (11083) 3S1427	EA		1				*	2	2	20		67	31
P H 02007	2950-920-6937	PLATE (11083) 1S2098	EA		1				*	*	*	2	*	67	11
X2H 02008		PLATE, NAME CARTRIDGE (11083) 2S1507	EA		1										
P H 02009	2990-970-7558	PLATE, LOCK (11083) 7M9919	EA		3				*	*	*	4	10	67	21
P H 02010	5340-205-6558	RING RETAINING (11083) 4M6990	EA		1				*	*	*	4	10	67	10



(1) SMR CODE INDEX NO.	(2) FEDERAL STOCK NUMBER	(3) DESCRIPTION  REFERENCE NO. & MER CODE      USABLE ON CODE	(4) UNIT OF ISSUE	(5) UNIT OF MEAS	(6) QTY INC IN UNIT	(7) 30 DAY DS MAINT ALLOWANCE			(8) 30-DAY GS MAINT ALLOWANCE			(9) 1-YR ALW PER 100 EQUIP CNTGCV	(10) DEPOT MAINT ALW PER 100 FOUIP	(11) ILLUSTRATION	
						(a)	(b)	(c)	(a)	(b)	(c)			(a)	(b)
						1-20	21-50	51-100	1-20	21-50	51-100			FIGURE NO.	ITEM NO/
P H 02011	2950-920-8227	RING, SNAP (11083) 7M7611	EA		3				*	2	2	12	30	67	28
P H 02012	5330-984-4826	RING, SPECIAL (11083) 2S1307	EA		1				*	*	*	4	10	67	17
X2H 02013		SCREW, MACHINE: NAME PLATE (11083) 8H3710	EA		1										
P H 02014	2990-858-6206	SEAL RING METAL (11083) 4M8013	EA		4				2	3	7	80	400	67	23
P H 02015	5340-920-7465	SHIM, .003 THICK: WHEEL MTG (11083) 8M7167	EA		1				*	*	2	8	10	67	16
P H 02016	5340-920-7464	SHIM, .005 THICK: WHEEL MTG (11083) 8M17168	EA		1				*	*	2	8	10	67	15
P H 02017	5340-920-7466	SHIM, .010 THICK: WHEEL MTG (11083) 8M7169	EA		1				*	*	2	8	10	67	14
P H 02018	2950-920-6938	SPACER, SHAFT (11083) 1S3887	EA		1				*	*	*	2	*	67	30
P H 02019	2990-970-7553	SLEEVE, INSERT (11083) 7M9908	EA		1				*	*	*	2	*	67	19
P H 02020		SPACER, BEARING (11083) 2S1310	EA		1				*	*	*	2	*	67	26
P H 02021	2990-088-0589	WASHER, THRUST (11083) 7M9907	EA		2				*	*	2	8	20	67	9
P H 02022	2970-087-2704	WASHER, THRUST: BEARING (11083) 7M9923	EA		1				*	*	*	2	*	67	25
P H 02023	2815-850-3829	WASHER, THRUST: SHAFT (11083) 2S1306	EA		1				*	*	2	10	50	67	24
P H 02024	3805-920-7460	WHEEL AND SHAFT ASSEMBLY (11083) 9M491	EA		1				*	*	*	4	5	67	8
P H 02024		WHEEL (11083) 9M493	EA		1				*	*	*	4	5	67	13
P H 02026	2950-920-8284	CLAMP, COVER (11083) 7M9916	EA		1				*	*	*	2	*	68	55

(1) SMR CODE INDEX NO.	(2) FEDERAL STOCK NUMBER	(3) DESCRIPTION  REFERENCE NO. & MER CODE      USABLE ON CODE	(4) UNIT OF ISSUE	(5) UNIT OF MEAS	(6) QTY INC IN UNIT	(7) 30 DAY DS MAINT ALLOWANCE			(8) 30-DAY GS MAINT ALLOWANCE			(9) 1-YR ALW PER 100 EQUIP CNTGCV	(10) DEPOT MAINT ALW PER 100 FOUIP	(11) ILLUSTRATION	
						(a)	(b)	(c)	(a)	(b)	(c)			(a)	(b)
						1-20	21-50	51-100	1-20	21-50	51-100			FIGURE NO.	ITEM NO/
P H 02027	2950-920-8285	CLAW: HOUSING (11083) 7M9917	EA		1				*	*	*	2	*	67	6
X2F 02028	2990-933-2963	COUPLING: TURBOCHARGER (11083) 5L8856	EA		1									67	3
P H 02029		COVER, COMPRESSOR (11683) 3S4255	EA		1				*	*	*	2	*	68	1
P H 02030	2950-923-3925	HOUSING, TURBINE (11083) 9M2374	EA		1				*	*	*	2	*	67	33
P H 02031	2910-851-4709	NOZZLE, TURBOCHARGER (11083) 8M7942	EA		1				*	*	*	2	*	67	7
H 02032	5310-087-6875	NUT, SELF-LOCKING: CLAMP (10183) 7M9918	EA		2									68	4
X2H 02033	2950-920-8286	PLATE, NAME (11083) 7M9930	EA		1										
F 02034	5305-429-2297	SCREW, CAP, HEXAGON HEAD: OIL TUBE MTG (11083) S1590	EA		2									66	1
F 02035	5305-260-4505	SCREW, CAP, HEXAGON HEAD (11083) S1590	EA		2										
X2H 02036		SCREW, MACHINE: NAMEPLATE MTG (11083) 8H3710	EA		2										
X20 02037		FITTING: BLOWER OIL LINE TO FILTER BASE (11083) 9M854	EA		1									53	41
X2H 02038		NUT, TUBE COUPLING (11083) 8F9362	EA		1										
X2F 02039		FITTING, TUBE COUPLING: OIL TUBE (11083) 1L1118	EA		2									66	6
F 02040	4730-289-1954	INVERTED NUT TUBE: COUPLING (11083) 8F998	EA		2										
P F 02041	5330-074-3587	GASKET: TUBE MTG (11083) 7H3270 (COMPONENT OF GASKET KIT, STOCK NO. (11003) 5S4048, SEE GROUP 0100)	EA		1	2	3	5	2	3	5	60		66	4

(1) SMR CODE INDEX NO.	(2) FEDERAL STOCK NUMBER	(3) DESCRIPTION  REFERENCE NO. & MFR CODE      USABLE ON CODE	(4) UNIT OF ISSUE	(5) UNIT OF MEAS	(6) QTY INC IN UNIT	(7) 30 DAY DS MAINT ALLOWANCE			(8) 30-DAY GS MAINT ALLOWANCE			(9) 1-YR ALW PER 100 EQUIP CNTGCV	(10) DEPOT MAINT ALW PER 100 FOUIP	(11) ILLUSTRATION	
						(a)	(b)	(c)	(a)	(b)	(c)			(a)	(b)
						1-20	21-50	51-100	1-20	21-50	51-100			FIGURE NO.	ITEM NO/
P F 02042	2815-989-3295	GASKET: TUBE MTG (11083) 1S4810	EA		1	2	3	5	2	3	5	60	100	66	8
X2F 02043		NUT, PLAIN, HEXAGON: TURBOCHARGER TO EXHAUST MANIFOLD (11083) 8M2296	EA		4									60	7
P F 02044	5330-828-9787	PACKING, PREFORMED: OIL TUBE (11083) 9H6067 (COMPONENT OF GASKET SET, STOCK No. (11083) 5S4049, SEE GROUP 0100)	EA		1	*	2	2	*	2	2	20		66	11
P F 02045	5330-074-3773	PACKING, PREFORMED: TURBOCHARGER PIPE (11083) 4L8337 (COMPONENT OF GASKET SET, STOCK No. (11083) 5S4049, SEE GROUP 0100)	EA		4	3	7	13	3	7	13	160		68	2
X2F 02046		PIPE, AIR DISCHARGE (11083) 6L3052	EA		1									68	3
X2F 02047		PIPE, AIR INLET (11083) 5L8468	EA		1										
P F 02048	2815-994-7407	RING, SEALING (11083) 5L8854	EA		1	2	2	3	2	2	3	40	100	67	2
P F 02049	2910-994-7409	SEAL RING, METAL (11083) 5L8855	EA		1	2	2	3	2	2	3	40	100	67	4
X2F 02050	2990-981-9041	SUPPORT, TURBOCHARGER (11083) 5L7632	EA		1									67	1
X2F 02051		TUBE, OIL: TURBOCHARGER (11083) 5L7624	EA		1									66	10
X2F 02052		TUBE, OIL: TURBOCHARGER (11083) 5L9463	EA		1									66	3
X2F 02053		TUBE, OIL: TURBOCHARGER (11083) 6L1937	EA		1									66	5
F 02054	5310-423-8150	WASHER, FLAT: TURBOCHARGER TO EXHAUST MANIFOLD (11083) T431	EA		4									60	16
F 02055	5310-010-3320	WASHER, LOCK (11083) 3B4505	EA		2										
F 02056	5310-514-6849	WASHER, LOCK: TUBE TO TURBOCHARGER (11083) 3B4506	EA		6									66	2

(1) SMR CODE INDEX NO.	(2) FEDERAL STOCK NUMBER	(3) DESCRIPTION  REFERENCE NO. & MER CODE      USABLE ON CODE	(4) UNIT OF ISSUE	(5) UNIT OF MEAS	(6) QTY INC IN UNIT	(7) 30 DAY DS MAINT ALLOWANCE			(8) 30-DAY GS MAINT ALLOWANCE			(9) 1-YR ALW PER 100 EQUIP CNTGCV	(10) DEPOT MAINT ALW PER 100 EQUIP	(11) ILLUSTRATION		
						(a)	(b)	(c)	(a)	(b)	(c)			(a)	(b)	
						1-20	21-50	51-100	1-20	21-50	51-100			FIGURE NO.	ITEM NO/	
02057		0306 - TANKS, LINES, FITTINGS, HEADERS														
P O 02058	4730-496-7337	ADAPTER, STRAIGHT: FUEL DRAIN TUBE (11083) 4H1966	EA		1	*	2	2	*	2	2	20	25			
O 02059	4730-00-011-4627	NUT (96906) MS39176-3	EA		1											
X1 02060		SLEEVE (11083) 4H2494 (COMPONENT OF GASKET SET, STOCK No. (11083) 5S4049, SEE GROUP 0100)	EA		1											
O 02061	5306-263-7301	BOLT, MACHINE: CLIP MTG (11083) L1351	EA		1									45	5	
O 02062	5306-261-1153	BOLT, MACHINE: FUEL LINE CLAMP (11083) S1615	EA		3									69	8	
O 02063	5306-263-7301	BOLT, MACHINE: TUBE CLIP (11083) L1351	EA		1									69	25	
X20 02064		CLAMP, FUEL LINES (11083) 6F8868	EA		6									69	7	
X20 02065	5340-367-5236	CLAMP, LOOP: FUEL LINE (11083) 7B9919	EA		1									65	24	
X20 02066	2510-363-6240	CLIP, ELECTRICAL: TUBE, FUEL DRAIN (11083) 2B2404	EA		2									43	10	
X20 02067	2510-363-6240	CLIP, ELECTRICAL: TUBE SUPPORT (11083) 2B2404	EA		1									69	19	
P O 02068	4730-430-4390	ELBOW, PIPE TO TUBE (11083) 4H945	EA		1	*	2	2	*	2	2	16	30			
X1 02069		NUT (96906) 4H2495	EA		1											
X1 02070		SLEEVE (11083) 4H2494 (COMPONENT OF GASKET SET, STOCK No. (11083) 5S4049, SEE GROUP 0100)	EA		1											

(1) SMR CODE INDEX NO.	(2) FEDERAL STOCK NUMBER	(3) DESCRIPTION  REFERENCE NO. & MER CODE      USABLE ON CODE	(4) UNIT OF ISSUE	(5) UNIT OF MEAS	(6) QTY INC IN UNIT	(7) 30 DAY DS MAINT ALLOWANCE			(8) 30-DAY GS MAINT ALLOWANCE			(9) 1-YR ALW PER 100 EQUIP CNTGCV	(10) DEPOT MAINT ALW PER 100 FOUIP	(11) ILLUSTRATION	
						(a)	(b)	(c)	(a)	(b)	(c)			(a)	(b)
						1-20	21-50	51-100	1-20	21-50	51-100			FIGURE NO.	ITEM NO/
P O 02071	4730-430-4390	ELBOW, PIPE TO TUBE: FUEL DRAIN TUBE (11083) 4H945	EA		1	*	2	2	*	2	2	16	20	69	17
X1 02072		NUT (11083) 4H945	EA		1										
X1 02073		SLEEVE (11083) 4H2494 (COMPONENT OF GASKET SET, STOCK No. (11083) 5S4049, SEE GROUP 0100)	EA		1										
P O 02074		FITTING, PUMP DRAIN (11083) 1D9873	EA		1	*	2	2	*	2	2	20	25	69	20
X1 02075	4730-289-4760	INVERTED NUT, TUBE (11083) 1F1344	EA		1										
X20 02076	5325-920-8293	GROMMET: TUBE CLIP (11083) 3D2023	EA		1									69	23
P O 02077		LINE: No. 6 FUEL INJECTOR (11083) 4L2120	EA		1	*	*	2	*	*	2	6	10	69	1
P O 02078		LINE: No. 5 FUEL INJECTOR (11083) 4L2121	EA		1	*	*	2	*	*	2	6	10	69	2
P O 02079		LINE: No. 4 FUEL INJECTOR (11083) 4L2122	EA		1	*	*	2	*	*	2	6	10	69	3
P O 02080		LINE: No. 3 FUEL INJECTOR (11083) 4L2123	EA		1	*	*	2	*	*	2	6	10	69	4
P O 02081		LINE: No. 2 FUEL INJECTOR (11083) 4L2124	EA		1	*	*	2	*	*	2	6	10	69	5
P O 02082		LINE: No. 1 FUEL INJECTOR (11083) 4L2128	EA		1	*	*	2	*	*	2	6	10	69	6
O 02083	5310-579-0592	NUT, PLAIN, HEXAGON (11083) 1B4330	EA		3										
O 02084	2815-886-5026	PLUG, PIPE: PUMP DRAIN (11083) 2B7408	EA		1									69	21

(1) SMR CODE INDEX NO.	(2) FEDERAL STOCK NUMBER	(3) DESCRIPTION  REFERENCE NO. & MER CODE      USABLE ON CODE	(4) UNIT OF ISSUE	(5) UNIT OF MEAS	(6) QTY INC IN UNIT	(7) 30 DAY DS MAINT ALLOWANCE			(8) 30-DAY GS MAINT ALLOWANCE			(9) 1-YR ALW PER 100 EQUIP CNTGCV	(10) DEPOT MAINT ALW PER 100 FOUIP	(11) ILLUSTRATION	
						(a)	(b)	(c)	(a)	(b)	(c)			(a)	(b)
						1-20	21-50	51-100	1-20	21-50	51-100			FIGURE NO.	ITEM NO/
O 02085	5305-273-9308	SCREW, CAP, HEXAGON HEAD: TUBE CLIP (11083) S509	EA		1									69	22
X20 02086		SPACER (11083) 5B333	EA		1										
X20 02087	5340-346-2596	STRAP, RETAINING TUBE: FUEL DRAIN (11083) L2072	EA		2									43	15
P O 02088	2930-997-6089	TUBE, BENT STEEL: PUMP DRAIN (11083) 4S8385	EA		1	*	*	2	*	*	2	6	10	69	18
X20 02089		TUBE, FUEL DRAIN (11083) 7M3525	EA		1									43	12
X20 02090		TUBE, FUEL DRAIN (11083) 7M3523	EA		1									43	11
O 02091	5310-514-6849	WASHER, LOCK (11083) 3B4506	EA		2									43	6
O 02092	5310-514-6852	WASHER, LOCK (11083) 3B4504	EA		3										
02093		0308 - ENGINE SPEED GOVERNOR AND CONTROLS													
X20 02094		ADAPTER, FILTER TO FUEL PUMP (11083) 8H9402	EA		1										
X20 02095	3110-731-1593	BALL, BEARING (11083) 7B6368	EA		1										
X20 02096		BASE ASSEMBLY (11083) 5M472	EA		1										
O 02097	5307-426-3716	STUD, PLAIN (11083) 2A5349	EA		4										
O 02098	5306-285-1368	BOLT, MACHINE (11083) L1143	EA		2										
F 02099	5306-240-0799	BOLT, MACHINE: GOVERNOR TO FUEL PUMP (11083) S1618	EA		3										

(1) SMR CODE INDEX NO.	(2) FEDERAL STOCK NUMBER	(3) DESCRIPTION  REFERENCE NO. & MER CODE      USABLE ON CODE	(4) UNIT OF ISSUE	(5) UNIT OF MEAS	(6) QTY INC IN UNIT	(7) 30 DAY DS MAINT ALLOWANCE			(8) 30-DAY GS MAINT ALLOWANCE			(9) 1-YR ALW PER 100 EQUIP CNTGCY	(10) DEPOT MAINT ALW PER 100 FOUIP	(11) ILLUSTRATION		
						(a)	(b)	(c)	(a)	(b)	(c)			(a)	(b)	
						1-20	21-50	51-100	1-20	21-50	51-100			FIGURE NO.	ITEM NO/	
F 02100	5306-240-0795	BELT, GOVERNOR TO FUEL PUMP (11083) 2B2694	EA		2											
P O 02101		FITTING, TUBE, VENOR, DRAIN (11083) 72930	EA		1	*	2	2	*	2	2	20	25			
X1 02102	4730-848-7131	NUT, TUBE COUPLING: FITTING (11083) 4H2497	EA		1											
X1 02103		SLEEVE, FITTING (11083) 7L3035	EA		1											
P O 02104		FITTING, TUBE, VENOR, DRAIN (11083) 7L5654	EA		1	*	2	2	*	2	2	20	25			
X1 02105	4730-848-7131	NUT, TUBE COUPLING: FITTING (11083) 4H2497	EA		1											
X1 02106		SLEEVE, FITTING (11083) 7L3035	EA		1											
P F 02107	2990-898-6697	GASKET (11083) 8H9223 (COMPONENT OF GASKET KIT, STOCK No. (11083) 5S4048, SEE GROUP 0100)	EA		1	*	*	2	*	*	2	10				
P F R 02108		GOVERNOR ASSEMBLY (11083) 4L6480	EA		1	*	*	2	*	*	2	10	5	70		
P H 02109		ADAPTER, SPRING, SEAT (11083) 3L5932	EA		1				*	*	*	2	*	70		32
P H 02110	2990-858-6204	BEARING (11083) 8H99187	EA		1				*	*	2	10	25	70		27
X2F 02111		BOLT, MACHINE: ADJUSTING SCREW COVER (11083) 5L7812	EA		1									70		11
X2H 02112		BOLT, MACHINE: COVER MTG (11083) 4L9970	EA		1									70		1
H 02113	5306-240-0799	BOLT, MACHINE: COVER MTG (11083) S1618	EA		2									70		40

(1) SMR CODE INDEX NO.	(2) FEDERAL STOCK NUMBER	(3) DESCRIPTION  REFERENCE NO. & MER CODE      USABLE ON CODE	(4) UNIT OF ISSUE	(5) UNIT OF MEAS	(6) QTY INC IN UNIT	(7) 30 DAY DS MAINT ALLOWANCE			(8) 30-DAY GS MAINT ALLOWANCE			(9) 1-YR ALW PER 100 EQUIP CNTGCV	(10) DEPOT MAINT ALW PER 100 FOUUP	(11) ILLUSTRATION	
						(a)	(b)	(c)	(a)	(b)	(c)			(a)	(b)
						1-20	21-50	51-100	1-20	21-50	51-100			FIGURE NO.	ITEM NO/
H 02114	5306-843-7044	BOLT, MACHINE: LEVER SHAFT (11083) 1S219	EA		1									70	22
H 02115	5306-263-4037	BOLT, MACHINE: PLATE MTG (11083) 2A762	EA		1									70	4
H 02116		BOLT, MACHINE: PLATE MTG (11083) S1347	EA		1									70	48
X2H 02117		BOLT, SHAFT (11083) 3L5923	EA		1									70	47
F 02118	5306-263-4037	BOLT, MACHINE: GOVERNOR, TORQUE, SPRING (11083) 2A762	EA		2									70	4
X2F 02119		COVER: ADJUSTING SCREW (11083) 5L5624	EA		1									70	13
X2H 02120		COVER: HOUSING (11083) 5L4686	EA		1									70	3
P F 02121	5330-916-1757	GASKET: ADJUSTING SCREW COVER (11083) 1S155 (COMPONENT OF GASKET KIT, STOCK No. (11083) 5S4048, SEE GROUP 0100)	EA		1	2	2	3	2	2	3	30		70	9
P F 02122	2910-847-4779	GASKET: COVER (11083) 3L5988	EA		1	2	2	3	2	2	3	30	100	70	7
P F 02123	5330-954-3693	GASKET: PLATE TO COVER (11083) 3L5986 (COMPONENT OF GASKET KIT, STOCK No. (11083) 5S4048, SEE GROUP 0100)	EA		1	2	2	3	2	2	3	30		70	42
P H 02124		HOUSING, GOVERNOR (10183) 7L5220	EA		1				*	*	2	10	2	70	39
P H 02125	2910-847-4782	BUSHING: HOUSING (11083) 4L7233	EA		1				*	*	2	10	50	70	37
P H 02126	3120-921-3209	BUSHING, SLEEVE: LEVER SHAFT (11083) 8H7567	EA		2				*	2	2	20	100	70	18
X2H 02127		PIN, STRAIGHT HEADLESS: STOP (11083) 4L1247	EA		2									70	46



(1) SMR CODE INDEX NO.	(2) FEDERAL STOCK NUMBER	(3) DESCRIPTION  REFERENCE NO. & MER CODE      USABLE ON CODE	(4) UNIT OF ISSUE	(5) UNIT OF MEAS	(6) QTY INC IN UNIT	(7) 30 DAY DS MAINT ALLOWANCE			(8) 30-DAY GS MAINT ALLOWANCE			(9) 1-YR ALW PER 100 EQUIP CNTGCV	(10) DEPOT MAINT ALW PER 100 EQUIP	(11) ILLUSTRATION	
						(a)	(b)	(c)	(a)	(b)	(c)			(a)	(b)
						1-20	21-50	51-100	1-20	21-50	51-100			FIGURE NO.	ITEM NO/
H 02128	5340-423-4804	PLUG EXPANSION: LEVER SHAFT (11083) 4F485	EA		1									70	19
P H 02129	2990-858-6201	SEAL: SHAFT (11083) 8H9180 (COMPONENT OF GASKET KIT, STOCK No. (11083) 5544, See Group 0100)	EA		1				*	*	2	10		70	41
P H 02130		LEVER, CONTROL (11083) 5L1171	EA		1				*	*	*	3	*	70	
P H 02131		LEVER, CONTROL (11083) 6L2762	EA		1				*	*	*	3	*	70	8
X2H 02132	2815-352-7415	LOCK, PLATE: LEVER SHAFT BOLT (11083) 2F4159	EA		1									70	21
X2H 02133		NUT, PLAIN HEXAGON: SHAFT (11083) 4L7049	EA		1									70	50
P H 02134	5315-952-7737	PIN SHOULDER, HEADLESS (11083) 9M9788	EA		1				*	*	*	3	*	70	17
P H 02135	5315-058-5964	PIN, STRAIGHT, HEADLESS: ADAPTER (11083) 4H8380	EA		1				*	*	*	2	*	70	29
H 02136	5315-921-7159	PIN, SPRING: PLUNGER (11083) 5H1351	EA		1									70	15
X2H 02137		PLATE, COVER (11083) 3L5987	EA		1									70	44
X2F 02138		PLUG, MACHINE: COVER (11083) 5L7569	EA		1									70	41
P H 02139	2910-847-4775	RING, RETAINING: BEARING (11083) 3L5985	EA		1				*	*	*	4	10	70	30
P H 02140	5340-999-8123	RING, RETAINING: WEIGHT (11083) 8H9549	EA		1				*	*	*	4	10	70	28
P O 02141		SCREW, ADJUSTING: 1600 RPM OR MORE (11083) 4L3268	EA		1	*	*	*	*	*	*	4	5	70	10
P H 02142		SCREW (11083) 3L5929	EA		1				*	*	*	3	*	70	36

(1) SMR CODE INDEX NO.	(2) FEDERAL STOCK NUMBER	(3) DESCRIPTION  REFERENCE NO. & MER CODE      USABLE ON CODE	(4) UNIT OF ISSUE	(5) UNIT OF MEAS	(6) QTY INC IN UNIT	(7) 30 DAY DS MAINT ALLOWANCE			(8) 30-DAY GS MAINT ALLOWANCE			(9) 1-YR ALW PER 100 EQUIP CNTGCY	(10) DEPOT MAINT ALW PER 100 FOUIP	(11) ILLUSTRATION	
						(a)	(b)	(c)	(a)	(b)	(c)			(a)	(b)
						1-20	21-50	51-100	1-20	21-50	51-100			FIGURE NO.	ITEM NO/
P H 02143		SEAT, SPRING (11083) 3L5993	EA		1				*	*	*	3	*	70	35
P H 02144		SEAT, SPRING (11083) 3L5934	EA		1				*	*	*	3	*	70	34
P H 02145		SHAFT ASSEMBLY, WEIGHT (11083) 4L7048	EA		1				*	*	*	4	5	70	3
P H 021146	2815-662-9108	BEARING, SLEEVE: SHAFT (11083) 3H2796	EA		1				*	*	*	4	5	70	49
P H 02147	2910-847-4773	SHAFT, LEVER (11683) 3L5924	EA		1				*	*	*	4	5	70	2
P H 02148		SPRING, PLUNGER (11083) 14L9971	EA		1				*	*	2	8	14	70	16
P H 02149	2910-847-4774	SPRING, WEIGHT (11083) 3L5984	EA		1				*	*	2	8	14	70	23
P H 02150	2910-847-4769	SPRING: WEIGHT BOLT (11083) 3L5919	EA		1				*	*	2	8	14	70	33
P H 02151		STOP, SHAFT (11083) 4L7052	EA		1				*	*	*	3	*	70	45
X2F 02152		WASHER, FLAT: ADJUSTING SCREW COVER MTG (11083) 1M976	EA		1									70	12
F 02153	5310-010-3320	WASHER, LOCK: COVER MTG (11083) 3B4505	EA		3									70	2
F 02154	5310-514-6852	WASHER, LOCK: PLATE MTG (11083) 3B4504	EA		2									70	43
P H 02155		WASHER, THRUST: SHAFT (11083) 3L5935	EA		1				*	*	2	10	10	70	3
P H 02156	2530-924-9969	WEIGHT ASSEMBLY (11083) 8H7582	EA		1				*	*	*	2	*	70	26
X1 02157		DOWEL, WEIGHT (11083) 8H9189	EA		2									70	25

(1) SMR CODE INDEX NO.	(2) FEDERAL STOCK NUMBER	(3) DESCRIPTION  REFERENCE NO. & MER CODE      USABLE ON CODE	(4) UNIT OF ISSUE	(5) UNIT OF MEAS	(6) QTY INC IN UNIT	(7) 30 DAY DS MAINT ALLOWANCE			(8) 30-DAY GS MAINT ALLOWANCE			(9) 1-YR ALW PER 100 EQUIP CNTGCV	(10) DEPOT MAINT ALW PER 100 EQUIP	(11) ILLUSTRATION	
						(a)	(b)	(c)	(a)	(b)	(c)			(a)	(b)
						1-20	21-50	51-100	1-20	21-50	51-100			FIGURE NO.	ITEM NO/
X1 02158		SHIM, WEIGHT (11083) 8H9190	EA		4										
X1 02159		WEIGHT (11083) 9H1011	EA		2								70	24	
X2F 02160	2990-341-1517	LOCKING, PLATE, NUT: SPRING, GOVERNOR (11683) 6F6204	EA		1								70	5	
F 02161	5310-852-8460	NUT, PLAIN, HEXAGON (11083) 1D4716	EA		2										
X2F 02162		SPACER, GOVERNOR, TORQUE, SPRING (11083) 4M6819	EA		1								70	6	
P F 02163	5340-983-5993	SPRING, TORQUE (11083) 4L7054	EA		1	*	*	2	*	*	2	6	10	70	51
X20 02164		TUBE, GOVERNOR, DRAIN (11083) 7L2926	EA		1										
F 02165	5310-010-3320	WASHER, LOCK (11083) 3B4505	EA		5										
02166		0309 - FUEL FILTERS													
X20 02167		ADAPTER, HOSE: FILTER OVERFLOW (11083) 3L7055	EA		1								71	14	
X20 02168		ADAPTER: FILTER TO INJECTION PUMP (11083) 8H9402	EA		1								71	25	
X20 02169		BALL, BY-PASS (11083) 7B6368	EA		1								71	28	
X20 02170		BASE, FUEL FILTER (11083) 5M72	EA		1								71	23	
X20 02171		BOLT, HEXAGON: PLUNGER MTG (11083) L1143	EA		2								71	9	

(1) SMR CODE INDEX NO.	(2) FEDERAL STOCK NUMBER	(3) DESCRIPTION  REFERENCE NO. & MER CODE      USABLE ON CODE	(4) UNIT OF ISSUE	(5) UNIT OF MEAS	(6) QTY INC IN UNIT	(7) 30 DAY DS MAINT ALLOWANCE			(8) 30-DAY GS MAINT ALLOWANCE			(9) 1-YR ALW PER 100 EQUIP CNTGCY	(10) DEPOT MAINT ALW PER 100 FOUIP	(11) ILLUSTRATION	
						(a)	(b)	(c)	(a)	(b)	(c)			(a)	(b)
						1-20	21-50	51-100	1-20	21-50	51-100			FIGURE NO.	ITEM NO/
O 02172	5306-423-8194	BOLT, MACHINE: FUEL FILTER TO TRANS-PUMP (11083) 1A2029	EA		4									71	19
X20 02173		COVER ASSEMBLY FUEL FILTER (11083) 5M476	EA		1									71	6
P O 02174	2910-987-4897	ELEMENT, FILTER: OIL (11083) 9H4729	EA		1	8	17	33	8	17	33	400	100	71	32
O 02175	4730-430-4390	FITTING, ELBOW: ELBOW FUEL DRAIN LINE (11083) 4H945	EA		1									71	17
X1 02176	4730-011-4627	NUT, FITTING (96906) MS39176-3	EA		1										
X1 02177	3120-624-6850	SLEEVE, FITTING (11083) 4H2494	EA		1										
O 02178	4730-496-7337	FITTING, TUBE: FUEL LINE TO FILTER (11803) 4H1966	EA		1									71	18
X1 02179		NUT (96906) MS39176-3	EA		1										
X1 02180		SLEEVE (11083) 4H2494	EA		1										
P O 02181	2910-084-7503	GASKET: COVER (11083) 5M954 (COMPONENT OF GASKET KIT, STOCK No. (11083) 5S4048, SEE GROUP 0100)	EA		1	*	*	2	*	*	2	10		71	33
P O 02182		GASKET: FUEL FILTER MTG (11083) 5S6692 (COMPONENT OF GASKET KIT, STOCK No. (11083) 5S4048, SEE GROUP 0100)	EA		1	*	2	2	*	2	2	20		71	22
P O 02183	5330-365-2302	GASKET: PLUNGER (11083) 1A2024 (COMPONENT OF GASKET KIT, STOCK No. (11083) 5S4048, SEE GROUP 0100)	EA		2	2	2	3	2	2	3	40		71	15
P O 02184	6685-937-2144	GAUGE, PRESSURE DIAL (11083) 4S6574	EA		1	*	*	*	*	*	*	3	*	71	26

(1) SMR CODE INDEX NO.	(2) FEDERAL STOCK NUMBER	(3) DESCRIPTION  REFERENCE NO. & MFR. CODE      USABLE ON CODE		(4) UNIT OF ISSUE	(5) UNIT OF MEAS	(6) QTY INC IN UNIT	(7) 30 DAY DS MAINT ALLOWANCE			(8) 30-DAY GS MAINT ALLOWANCE			(9) 1-YR ALW PER 100 EQUIP CNTGCY	(10) DEPOT MAINT ALW PER 100 EQUIP	(11) ILLUSTRATION	
							(a)	(b)	(c)	(a)	(b)	(c)			(a)	(b)
							1-20	21-50	51-100	1-20	21-50	51-100			FIGURE NO.	ITEM NO/
P O 02185	2910-362-8071	NEEDLE ASSEMBLY (11083) 2A1927	EA		1	*	*	2	*	*	2	6	*	71	8	
O 02186	5310-725-7382	NUT, PLAIN, HEXAGON: COVER MTG (11083) 1B4203	EA		4									71	2	
P O 02187	5330-893-7271	PACKING, PREFORMED: FILTER TO FUEL PUMP (11083) 9H4557 (COMPONENT OF GASKET KIT, STOCK No. (11083) 5S4048, SEE GROUP 0100)	EA		2	2	2	3	2	2	3	40		71	24	
O 02188	4730-924-7886	PLUG, PIPE: RELIEF VALVE (11083) 5M6214	EA		1									71	11	
O 02189	4730-423-8759	PLUG, MACHINE THREADED: FILTER DRAIN (11083) 2A5220	EA		1									71	20	
P O 02190	2910-949-0168	PLUNGER ASSEMBLY (11083) 2S4105	EA		1	*	*	2	*	*	2	6	*	71	10	
X20 02191	5340-362-7394	RETAINER, SPRING (58312) 7B7840-00	EA		1									71	30	
X20 02192	2815-886-5167	ROD ASSEMBLY (11083) 7H831	EA		1									71	31	
P O .02193	2910-321-9489	SEAT, AIR VALVE: NEEDLE (11083) 8F1397	EA		1	*	*	2	*	*	2	6	5	71	7	
P O 02194	2910-847-4883	SEAT, PLUNGER (11083) 9M5450	EA		1	*	*	2	*	*	2	6	5	71	16	
X20 02195	5360-597-9088	SPRING, HELICAL: BALL CHECK (58312) 7B6365	EA		1									71	29	
X20 02196		SPRING: CENTER STUD (11083) 4S6526	EA		1									71	27	
X20 02197	2910-858-6212	SPRING, HELICAL: BY-PASS VALVE (11083) 7H832	EA		1									71	12	
X20 02198	2910-362-7400	STOP, BY-PASS PLUNGER (11083) 2F4355	EA		1									71	13	

(1) SMR CODE INDEX NO.	(2) FEDERAL STOCK NUMBER	(3) DESCRIPTION  REFERENCE NO. & MER CODE      USABLE ON CODE	(4) UNIT OF ISSUE	(5) UNIT OF MEAS	(6) QTY INC IN UNIT	(7) 30 DAY DS MAINT ALLOWANCE			(8) 30-DAY GS MAINT ALLOWANCE			(9) 1-YR ALW PER 100 EQUIP CNTGCY	(10) DEPOT MAINT ALW PER 100 EQUIP	(11) ILLUSTRATION	
						(a)	(b)	(c)	(a)	(b)	(c)			(a)	(b)
						1-20	21-50	51-100	1-20	21-50	51-100			FIGURE NO.	ITEM NO/
X20 02199		STUD, PLAIN: FILTER COVER MTG (11083) 2A5349	EA		4									71	5
O 02200	5310-930-7014	WASHER, FLAT: COVER AND FILTER MTG (11083) 4EB4273	EA		10									71	4
P O 02201	5310-188-4233	WASHER, FLAT: FUEL FILTER DRAIN (11083) 1B4218 (COMPONENT OF GASKET KIT, STOCK No. (11083) 5S4048, SEE GROUP 0100)	EA		1	*	*	2	*	*	2	6		71	21
O 02202	5310-514-6849	WASHER, LOCK: COVER MTG (11083) 3B4506	EA		10									71	3
02203		0311 - ENGINE STARTING AIDS													
X20 02204		BRACKET, GLOW, PLUG, . SWITCH (11083) 5L9786	EA		1									74	5
O 02205	5306-637-4956	BOLT, MACHINE: HEXAGON HEAD, BRACKET MTG (11083) S1588	EA		2									74	11
O 02206	4730-430-4390	ELBOW, PIPE TO TUBE: PUMP TO USE (11083) 4H945	EA		2									72	4
X1 02207	4730-526-0348	NUT (96906) MS39176-3	EA		2										
X1 02208		SLEEVE (11083) 4H2494 (COMPONENT OF GASKET SET, STOCK No. (11083) 5S4049, SEE GROUP 0100)	EA		2										
O 02209	4730-496-7337	FITTING, TUBE: PRIMER PUMP TUBE TO TRANSFER PUMP (11083) 4H1966	EA		2									72	6
X1 02210		NUT (96906) MS39176-3	EA		2										
X1 02211		SLEEVE (11083) 4H2494 (COMPONENT OF GASKET SET, STOCK No. (11083) 5S4049 SEE GROUP 0100)	EA		2										

(1) SMR CODE INDEX NO.	(2) FEDERAL STOCK NUMBER	(3) DESCRIPTION  REFERENCE NO. & MER CODE      USABLE ON CODE	(4) UNIT OF ISSUE	(5) UNIT OF MEAS	(6) QTY INC IN UNIT	(7) 30 DAY DS MAINT ALLOWANCE			(8) 30-DAY GS MAINT ALLOWANCE			(9) 1-YR ALW PER 100 EQUIP CNTGCV	(10) DEPOT MAINT ALW PER 100 FOUIP	(11) ILLUSTRATION	
						(a)	(b)	(c)	(a)	(b)	(c)			(a)	(b)
						1-20	21-50	51-100	1-20	21-50	51-100			FIGURE NO.	ITEM NO/
P O 02212	2920-932-0829	GLOWPLUG (11083) 4S7824	EA		6	*	*	*	*	*	*	4	10	74	3
P O 02213		LEAD ASSEMBLY, GLOWPLUG (11083) 1S4145	EA		1	*	*	*	*	*	*	4	10	74	1
X20 02214		CLASP: LEAD ASSEMBLY SUPPORT (11083) 1H6249	EA		1									74	15
X1 02215	5940-896-7070	TERMINAL (11083) 2M5301	EA		6									74	2
O 02216	310-579-0592	NUT, PLAIN, HEXAGON: SWITCH MTG (11083) 1B4330	EA		2									74	7
P O 02217	2910-084-7524	PUMP ASSEMBLY, FUEL PRIMING (11083) 9H2256	EA		1	*	*	*	*	*	*	4	3	72	3
X20 02218		BALL, CHECK (11083) IM6718	EA		2									73	14
X1 02219		BARREL PUMP (11083) IM6779	EA		1									73	9
X1 02220		BODY, PUMP (11083) IM6778	EA		1									73	13
P O 02221	5330-843-7185	GASKET: ROD NUT (11083) 2S8145	EA		1	*	*	*	*	*	*	4	5	73	4
X20 02222		GUIDE, ROD (11083) IM6784	EA		1									73	5
X20 02223		NUT, PLAIN, HEXAGON: BARREL (11083) IM6781	EA		3									73	7
X20 02224		NUT, PLAIN, HEXAGON: ROD RETAINING (11083) IM6785	EA		1									73	6
X20 02225		NUT, ROD, END (11083) IM6788	EA		1									73	11

(1) SMR CODE INDEX NO.	(2) FEDERAL STOCK NUMBER	(3) DESCRIPTION  REFERENCE NO. & MER CODE      USABLE ON CODE	(4) UNIT OF ISSUE	(5) UNIT OF MEAS	(6) QTY INC IN UNIT	(7) 30 DAY DS MAINT ALLOWANCE			(8) 30-DAY GS MAINT ALLOWANCE			(9) 1-YR ALW PER 100 EQUIP CNTGCV	(10) DEPOT MAINT ALW PER 100 FOUIP	(11) ILLUSTRATION	
						(a)	(b)	(c)	(a)	(b)	(c)			(a)	(b)
						1-20	21-50	51-100	1-20	21-50	51-100			FIGURE NO.	ITEM NO/
X20 02226	5330-920-6924	PIN, STRAIGHT, HEADLESS: ROD SPRING (11083) IM6786	EA		1									73	17
X20 02227		RETAINER, SPRING (11083) IM6789	EA		2									73	16
P O 02228		RING, SEAL: SPRING NUT (11083) IH1023	EA		2	*	*	2	*	*	2	6	5	73	12
X20 02229		ROD ASSEMBLY (11083) IM6871	EA		1									73	
X1 02230		KNOB ROD (11083) IM6782	EA		1									73	1
X1 02231		PIN, STRAIGHT HEADLESS: ROD (11083) IM6790	EA		1									73	3
X1 02232		ROD, PUMP (11083) IM6783	EA		1									73	2
X20 02233		SPRING, ROD (11083) IM6787	EA		1									73	10
X20 02234		SPRING, CHECK BALL (11083) IM6780	EA		2									73	15
X20 02235		WASHER, FLAT: BARREL NUT (11083) IM6735	EA		1									73	8
O 02236	5305-270-2536	SCREW, MACHINE: SWITCH MTG (11083) 4B1319	EA		2									74	14
X20 02237	2930-424-0479	SPACER, MOUNT I NG, BRACKET (11083) 8B8679	EA		2									74	12
X20 02238		SPACER, PUMP TO FILTER (11083) 2B7092	EA		1									72	7
P O 02239	5930-904-2140	SWITCH ASSEMBLY, GLOWPLUG (11083) 2S2342	EA		1	*	*	*	*	*	*	4	*	74	4



(1) SMR CODE INDEX NO.	(2) FEDERAL STOCK NUMBER	(3) DESCRIPTION  REFERENCE NO. & MER CODE      USABLE ON CODE	(4) UNIT OF ISSUE	(5) UNIT OF MEAS	(6) QTY INC IN UNIT	(7) 30 DAY DS MAINT ALLOWANCE			(8) 30-DAY GS MAINT ALLOWANCE			(9) 1-YR ALW PER 100 EQUIP CNTGCV	(10) DEPOT MAINT ALW PER 100 FOUUP	(11) ILLUSTRATION	
						(a)	(b)	(c)	(a)	(b)	(c)			(a)	(b)
						1-20	21-50	51-100	1-20	21-50	51-100			FIGURE NO.	ITEM NO/
P O 02240	5945-843-1778	SWITCH, GLOWPLUG (11083) 9F3099	EA		1	*	*	*	*	*	*	4	*	74	10
O 02241	5310-013-4566	NUT, PLAIN, HEXAGON: SWITCH TERMINAL (11083) 2F7885	EA		2									74	8
O 02242	5310-208-9738	NUT, PLAIN HEXAGON: SWITCH TERMINAL (11083) 4B2043	EA		2									74	9
O 02243	5310-276-2909	WASHER, FLAT: SWITCH TERMINAL (11083) 9B9082	EA		2										
O 02244	5310-514-6489	WASHER, LOCK: SWITCH TERMINAL (11083) 3B4506	EA		2										
O 02245	53102-298-7482	WASHER, LOCK: SWITCH TERMINAL (11083) 3B4501	EA		2										
X20 02246		TUBE, FUEL: PRIMER PUMP TO FILTER (11083) 5L9363	EA		1									72	2
X20 02247		TUBE, FUEL: PRIMER PUMP TRANSFER PUMP (11083) 6L5432	EA		1									72	5
X20 02248	5310-426-5684	WASHER, FLAT: PUMP MTG (11083) 6F7047	EA		1									72	1
O 02249	5310-595-5974	WASHER, FLAT: SWITCH MTG (11083) 4B4276	EA		2									74	13
O 02250	5310-514-6849	WASHER, LOCK: BRACKET MTG (11083) 3B4506	EA		2										
O 02251	5310-514-6852	WASHER LOCK: SWITCH MTG (11083) 3B4504	EA		2									74	6
P O 02252		WIRING KIT (11083) 6L4407	EA		1	*	*	*	*	*	*	3	*		
X1 02253	5940-324-8176	CLIP, ELECTRICAL (11083) 2L9724	EA		5										
X1 02254		CONNECTOR (11083) 9F829	EA		1										

(1) SMR CODE INDEX NO.	(2) FEDERAL STOCK NUMBER	(3) DESCRIPTION  REFERENCE NO. & MER CODE      USABLE ON CODE	(4) UNIT OF ISSUE	(5) UNIT OF MEAS	(6) QTY INC IN UNIT	(7) 30 DAY DS MAINT ALLOWANCE			(8) 30-DAY GS MAINT ALLOWANCE			(9) 1-YR ALW PER 100 EQUIP CNTGCV	(10) DEPOT MAINT ALW PER 100 EQUIP	(11) ILLUSTRATION		
						(a)	(b)	(c)	(a)	(b)	(c)			(a)	(b)	
						1-20	21-50	51-100	1-20	21-50	51-100			FIGURE NO.	ITEM NO/	
X1 02255		CONNECTOR (11083) 9F829	EA		1											
X1 02256		CONNECTOR (11083) 9F9203	EA		2											
X1 02257		SPLICE (11083) 6L4408	EA		1											
X1 02258		STRAP (11083) 4H8310	EA		1											
X1 02259		TERMINAL (11083) 2L8052	EA		2											
X1 02260		TERMINAL (11083) 2L8054	EA		2											
X1 02261		TERMINAL (11083) 2L8066	EA		5											
X1 02262		TERMINAL (11083) 2L8067	EA		3											
X1 02263		TERMINAL (11083) 2L8069	EA		2											
X1 02264		WIRE (11083) 4S8784	FT		10											
X1 02265		WIRE (11083) 6B2500	FT		5											
02266		GROUP 04 - EXHAUST SYSTEM														
02267		0401 - MUFFLER AND PIPES														
X20 02268		LAP, RAIN: EXHAUST PIPE (27315) 14Z4D8	EA		1									59		1
X20 02269		HOOD, EXHAUST PIPE (27315) 27P1843F1	EA		1									59		2

(1) SMR CODE INDEX NO.	(2) FEDERAL STOCK NUMBER	(3) DESCRIPTION  REFERENCE NO. & MER CODE      USABLE ON CODE	(4) UNIT OF ISSUE	(5) UNIT OF MEAS	(6) QTY INC IN UNIT	(7) 30 DAY DS MAINT ALLOWANCE			(8) 30-DAY GS MAINT ALLOWANCE			(9) 1-YR ALW PER 100 EQUIP CNTGCV	(10) DEPOT MAINT ALW PER 100 EQUIP	(11) ILLUSTRATION	
						(a)	(b)	(c)	(a)	(b)	(c)			(a)	(b)
						1-20	21-50	51-100	1-20	21-50	51-100			FIGURE NO.	ITEM NO/
O 02270	5310-655-9371	NUT, PLAIN, HEXAGON: EXHAUST PIPE TO ELBOW	EA		4									59	7
X20 02271		PIPE, EXHAUST (27315) 20P1098	EA		1									59	3
O 02272	5305-018-1441	SCREW, CAP, HEXAGON HEAD: EXHAUST PIPE TO ELBOW	EA		4									59	10
02273		GROUP 05 - COOLING SYSTEM													
02274		0501 - RADIATOR													
O 02275	4730-496-7337	ADAPTER, STRAIGHT: AFTER COOLER TO THERMOSTAT LINE (11083) 4H1966	EA		2									77	6
X1 02276		NUT, TUBE COUPLING (11083) 4H2495	EA		2										
X1 02277		SLEEVE, TUBE COUPLING (11083) 4H2494 (COMPONENT OF GASKET SET, STOCK No. (11083) 5S4049, SEE GROUP 0100)	EA		2										
O 02278	5306-897-9295	BOLT, MACHINE: AFTERCOOLER COVER (58312) 5F4899	EA		4									77	33
O 02279	5306-874-4001	BOLT, MACHINE: BRACE TO CYLINDER BLOCK (11083) 6H1717	EA		2									75	8
O 02280	5306-263-7301	BOLT, HEXAGON: BRACE TO SHELL (11083) L1351	EA		2									75	5
O 02281	5306-814-6597	BOLT, MACHINE: FLANGE TO AFTERCOOLER COVER (11083) S1617	EA		2									77	8
O 02282	5306-263-4038	BOLT, MACHINE: RADIATOR TO SHOCK MOUNT (11083) 2A4639	EA		4									75	19
X20 02283		BRACE, RADIATOR (11083) 4L2944	EA		1									75	7
P O 02284		CORE ASSEMBLY, AFTERCOOLER (11083) 6L8991	EA		1	*	*	*	*	*	*	4	*	76	2

(1) SMR CODE INDEX NO.	(2) FEDERAL STOCK NUMBER	(3) DESCRIPTION  REFERENCE NO. & MFR CODE      USABLE ON CODE	(4) UNIT OF ISSUE	(5) UNIT OF MEAS	(6) QTY INC IN UNIT	(7) 30 DAY DS MAINT ALLOWANCE			(8) 30-DAY GS MAINT ALLOWANCE			(9) 1-YR ALW PER 100 EQUIP CNTGCV	(10) DEPOT MAINT ALW PER 100 EQUIP	(11) ILLUSTRATION	
						(a)	(b)	(c)	(a)	(b)	(c)			(a)	(b)
						1-20	21-50	51-100	1-20	21-50	51-100			FIGURE NO.	ITEM NO/
X20 02285		COVER, ASSEMBLY AFTERCOOLER, CORE (11083) 6L3154	EA		1									77	12
O 02286	4730-263-3122	PLUG, PIPE: AFTERCOOLER COVER (11083) 3B551	EA		3									77	18
X20 02287		STUD, PLAIN: SUPERCHARGER MTG (11083) 3D2871	EA		2									77	17
P O 02288		FLANGE: AFTERCOOLER LINE COUPLING (11083) 5L7467	EA		1	*	*	*	*	*	*	4	*	77	10
P O 02289	5330-074-3622	GASKET: AFTERCOOLER COVER MTG (11083) 5L7493 (COMPONENT OF GASKET SET, STOCK No. (11083) 5S4049, SEE GROUP 0100)	EA		2	*	2	2	*	2	2	20		77	19
P O 02290	5330-074-3620	GASKET: AFTERCOOLER FLANGE (11083) 5L7466 (COMPONENT OF GASKET SET, STOCK No. (11083) 5S4049, SEE GROUP 0100)	EA		1	*	2	2	*	2	2	20		77	11
P O 02291		GUARD, RADIATOR (11083) 4L2890	EA		1	*	*	*	*	*	*	4	*	75	3
P O 02292		MOUNT, FLEXIBLE: RADIATOR (11083) 2L4238	EA		4	2	2	3	2	2	3	40		75	20
O 02293	5310-011-7062	NUT, PLAIN, HEXAGON: RADIATOR BRACE (11083) 1D4717	EA		2									75	22
P O 02294	2815-290-8365	PACKING, PREFORMED: AFTERCOOLER LINE (11083) 6F4855 (COMPONENT OF GASKET SET, STOCK No. (11083) 5S4049, SEE GROUP 0100)	EA		1	*	2	2	*	2	2	20		76	1
P O 02295		PLATE, RADIATOR MOUNT (11083) 2L4097	EA		4	*	2	2	*	2	2	20		75	21
O 02296	4730-287-3279	PLUG, PIPE: AFTFRCOOLER (11083) 5M6213	EA		1									77	16
O 02297	4730-618-2632	PLUG, PIPE: RADIATOR DRAIN (11083) 2B7411	EA		1									78	4

(1) SMR CODE INDEX NO.	(2) FEDERAL STOCK NUMBER	(3) DESCRIPTION  REFERENCE NO. & MER CODE      USABLE ON CODE	(4) UNIT OF ISSUE	(5) UNIT OF MEAS	(6) QTY INC IN UNIT	(7) 30 DAY DS MAINT ALLOWANCE			(8) 30-DAY GS MAINT ALLOWANCE			(9) 1-YR ALW PER 100 EQUIP CNTGCV	(10) DEPOT MAINT ALW PER 100 FOUIP	(11) ILLUSTRATION	
						(a)	(b)	(c)	(a)	(b)	(c)			(a)	(b)
						1-20	21-50	51-100	1-20	21-50	51-100			FIGURE NO.	ITEM NO/
P O 02298	2930-933-2739	RADIATOR ASSEMBLY (11083) 4L2023	EA		1	*	*	*	*	*	*	4	5	75	11
P O 02299		CAP, RADIATOR (11083) 6L8617	EA		1	2	2	3	2	2	3	40	*	75	10
O 02300	5305-426-3085	SCREW, CAP, HEXAGON HEAD: AFTERCOOLER COVER MTG (58312) 1A5964	EA		18									77	15
O 02301	5305-577-5462	SCREW, CAP, HEXAGON HEAD: GUARD MTG (11083) S1594	EA		6									75	1
O 02302	5305-273-9308	SCREW, CAP, HEXAGON HEAD: RADIATOR TO ENGINE SUPPORT (11083) S509	EA		8									75	16
X20 02303		SCREW, CAP, HEXAGON HEAD: RADIATOR MOUNT TO SHELL (11083) 4B1297	EA		16									75	17
X20 02304	2930-982-9551	SHELL, RADIATOR (11083) 4L2924	EA		1									75	4
X20 02305		TUBE: AFTERCOOLER TO THERMOSTAT HOUSING (11083) 6L5796	EA		1									77	7
O 02306	5310-423-8150	WASHER, FLAT: AFTERCOOLER COVER MTG (11083) T431	EA		22									77	13
O 02307	5310-930-7014	WASHER, FLAT: BRACE TO RADIATOR SHELL (11083) 4B4278	EA		2									75	6
O 02308	5310-809-8886	WASHER, FLAT: GUARD MTG (11083) 3F1417	EA		6									75	2
X20 02309		WASHER, FLAT: RADIATOR TO ENGINE SUPPORT (11083) 1A4784	EA	1	6									75	14
O 02310	5310-921-6935	WASHER, LOCK: AFTERCOOLER COVER MTG (11083) 5L5840	EA		22									77	14
O 02311	5310-010-3320	WASHER, LOCK: AFTERCOOLER FLANGE MTG (11083) 3B4505	EA		2									77	9
O 02312	5310-010-3323	WASHER, LOCK: BRACE TO BLOCK (11063) 3B4508	EA		2									75	9

(1) SMR CODE INDEX NO.	(2) FEDERAL STOCK NUMBER	(3) DESCRIPTION  REFERENCE NO. & MER CODE      USABLE ON CODE	(4) UNIT OF ISSUE	(5) UNIT OF MEAS	(6) QTY INC IN UNIT	(7) 30 DAY DS MAINT ALLOWANCE			(8) 30-DAY GS MAINT ALLOWANCE			(9) 1-YR ALW PER 100 EQUIP CNTGCV	(10) DEPOT MAINT ALW PER 100 EQUIP	(11) ILLUSTRATION	
						(a)	(b)	(c)	(a)	(b)	(c)			(a)	(b)
						1-20	21-50	51-100	1-20	21-50	51-100			FIGURE NO.	ITEM NO/
O 02313	5310-514-6849	WASHER, LOCK: GUARD, BRACE AHD RADIATOR MTG (11083) 384506	EA		22									75	15
O 02314	5310-298-7482	WASHER, LOCK: MOUNT TO SHELL (11083) 3B4501	EA		16									75	18
02315		0503 - WATER MANIFOLD, HEADERS, THERMOSTATS AND HOUSING GASKET													
O 02316	5306-423-8194	BOLT, HEXAGON: ELBOW TO BLOCK (11083) 1A2029	EA		2									76	18
O 02317	5306-240-0797	BOLT, HEXAGON: ELBOW TO BLOCK (11083) T573	EA		1									76	19
O 02318	5306-263-7301	BOLT, HEXAGON: ELBOW TO OIL COOLER (11083) L1351	EA		2									76	13
O 02319	5306-698-2150	BOLT, HEXAGON: ELBOW TO WATER PUMP (11083) L2070	EA		1									78	13
O 02320	5306-698-2150	BOLT, HEXAGON: TUBE TO BLOCK (11083) L2070	EA		1									77	26
O 02321	5306-263-7301	BOLT, HEXAGON: TUBE TO BLOCK (11083) L1351	EA		1									77	27
O 02322	5306-637-4976	BOLT, MACHINE HEXAGON: ELBOW TO AFTERCOOLER COVER (11083) S1591	EA		4									76	7
O 02323	5306-426-2974	BOLT, MACHINE: THERMOSTAT HOUSING MTG (11083) T65	EA		4									77	5
P O 02324		CLAMP, HOSE: BY-PASS HOSE (11083) 9M2904	EA		2	*	2	2	*	2	2	20	30	77	23
P O 02325		CLAW, HOSE (11083) 9M164	EA		6	2	3	5	2	3	5	60	100	76	8
P O 02326	4730-948-6465	CLAMP, HOSE: RADIATOR UPPER (11083) 9M7959	EA		2	2	2	3	2	2	3	40	50	77	2

(1) SMR CODE INDEX NO.	(2) FEDERAL STOCK NUMBER	(3) DESCRIPTION  REFERENCE NO. & MER CODE      USABLE ON CODE	(4) UNIT OF ISSUE	(5) UNIT OF MEAS	(6) QTY INC IN UNIT	(7) 30 DAY DS MAINT ALLOWANCE			(8) 30-DAY GS MAINT ALLOWANCE			(9) 1-YR ALW PER 100 EQUIP CNTGCV	(10) DEPOT MAINT ALW PER 100 FOUIP	(11) ILLUSTRATION	
						(a)	(b)	(c)	(a)	(b)	(c)			(a)	(b)
						1-20	21-50	51-100	1-20	21-50	51-100			FIGURE NO.	ITEM NO/
P O 02327	4730-948-46465	CLAMP, HOSE: RADIATOR LOWER (11083) 9M7959	EA		2	2	2	3	2	2	3	40	50	75	13
P O 02328		ELBOW: AFTERCOOLER TO CYLINDER BLOCK (11083) 5L7468	EA		1	*	*	*	*	*	*	4	*	76	5
P O 02329		ELBOW: AFTERCOOLER HOSE TO CYLINDER BLOCK (11083) 6L9837	EA		1	*	*	*	*	*	*	4	*	76	17
P O 02330		ELBOW: AFTERCOOLER TO OIL COOLER (11083) 6L5940	EA		1	*	*	*	*	*	*	3	*	76	14
P O 02331		ELBOW, RADIATOR: LOWER (11083) 6L5903	EA		1	*	*	*	*	*	*	3	*	78	3
X20 02332		ELBOW, PIPE, STREET: THERMOSTAT HOUSING (11083) 3B6555	EA		1									77	20
P O 02333		ELBOW: WATER PUMP (11083) 4L7864	EA		1	*	*	*	*	*	*	4	*	78	14
P O 02334		ELBOW: WATER PUMP TO BLOCK (11083) 4L7863	EA		1	*	*	*	*	*	*	4	*	78	10
P O 02335		FLANGE: AFTERCOOLER HOSE COUPLING (11083) 5L5938	EA		1	*	*	*	*	*	*	4	*	76	16
P O 02336	5330-567-0024	GASKET: ELBOW AND PLATE TO CYLINDER BLOCK (11083) 1M9390 (COMPONENT OF GASKET KIT, STOCK No. (11083) 5S404, See GROUP 0100)	EA		2	2	3	5	2	3	5	60		76	11
P O 02337	5330-567-0024	GASKET: ELBOW TO CYLINDER BLOCK (11083) 1M9390 (COMPONENT OF GASKET KIT, STOCK No. (11083) 5S4048, SEE GROUP 0100)	EA		1	*	2	2	*	2	2	20			
P O 02338	5330-074-3618	GASKET: ELBOW TO OIL COOLER HOUSING (11083) 5L7464 (COMPONENT OF GASKET KIT, STOCK No. (11083) , SEE GROUP 0100)	EA		1	*	2	2	*	2	2	20		76	15
P O 02339	5330-074-3581	GASKET: ELBOW TO WATER PUMP (11083) 4L2284 (COMPONENT OF GASKET KIT, STOCK No. (11083) 5S4048, SEE GROUP 0100)	EA		1	*	2	2	*	2	2	20		78	15

(1) SMR CODE INDEX NO.	(2) FEDERAL STOCK NUMBER	(3) DESCRIPTION  REFERENCE NO. & MER. CODE      USABLE ON CODE	(4) UNIT OF ISSUE	(5) UNIT OF MEAS	(6) QTY INC IN UNIT	(7) 30 DAY DS MAINT ALLOWANCE			(8) 30-DAY GS MAINT ALLOWANCE			(9) 1-YR ALW PER 100 EQUIP CNTG CY	(10) DEPOT MAINT ALW PER 100 EQUIP	(11) ILLUSTRATION	
						(a)	(b)	(c)	(a)	(b)	(c)			(a)	(b)
						1-20	21-50	51-100	1-20	21-50	51-100			FIGURE NO.	ITEM NO/
P 0 02340	5330-074-3621	GASKET: FLANGE AND ELBOW TO AFTERCOOLER COVER (11083) 5L7819M (COMPONENT OF GASKET KIT, STOCK No. (11083) 5S4048, SEE GROUP 0100)	EA		2	2	3	5	2	3	5	60		76	4
X1 02341	5330-074-3580	GASKET: RADIATOR TO PUMP ELBOW (11083) 4L1245 (COMPONENT OF GASKET KIT, STOCK No. (11083) 5S731, SEE GROUP 0504)	EA		1									78	5
P 0 02342	5330-074-3597	GASKET: THERMOSTAT HOUSING (11083) 8M1589 (COMPONENT OF GASKET SET, STOCK No. (11083) 5S4049, SEE GROUP 0100)	EA		1	*	2	2	*	2	2	20		77	28
P 0 02343	5330-074-3601	GASKET: TUBE TO BLOCK (11083) 5L2670 (COMPONENT OF GASKET KIT, STOCK No. (11083) 5S4048, SEE GROUP 0100)	EA		1	*	2	2	*	2	2	20		77	25
P O 02344		HOSE, AFTERCOOLER LINE (11083) 9L1796	EA		3	2	2	3	2	2	3	30	100	76	9
P 0 02345	4720-075-1679	HOSE, RUBBER RADIATOR: LOWER (11083) 4L2276	EA		1	2	2	3	2	2	3	40	25	75	12
P O 02346		HOSE, RUBBER: RADIATOR UPPER (11083) 6L5944	EA		1	2	2	3	2	2	3	40	25	77	1
P O 02347		HOSE, RUBBER: WATER BY-PASS (11083) 7L5292	EA		1	*	2	2	*	2	2	20	100	77	22
P O 02348		HOUSING, THERMOSTAT (11083) 6L3334	EA		1	*	*	*	*	*	*	2	*	77	32
P 0 02349	5330-074-3776	PACKING, PREFORMED: FLANGE AND ELBOW (11083) 5L7737 (COMPONENT OF GASKET SET, STOCK No. (11083) 5S4049 SEE GROUP 0100)	EA		4	2	2	3	2	2	3	40		76	3
X20 02350		PLATE, SPACER: ELBOW (11083) 6L5607	EA		1									76	12
O 02351	4730-427-5121	PLUG, PIPE: THERMOSTAT HOUSING (11083) 3J5390	EA		1									77	3



(1) SMR CODE INDEX NO.	(2) FEDERAL STOCK NUMBER	(3) DESCRIPTION  REFERENCE NO. & MFR. CODE      USABLE ON CODE		(4) UNIT OF ISSUE	(5) UNIT OF MEAS	(6) QTY INC IN UNIT	(7) 30 DAY DS MAINT ALLOWANCE			(8) 30-DAY GS MAINT ALLOWANCE			(9) 1-YR ALW PER 100 EQUIP CNTGCV	(10) DEPOT MAINT ALW PER 100 EQUIP	(11) ILLUSTRATION	
							(a)	(b)	(c)	(a)	(b)	(c)			(a)	(b)
							1-20	21-50	51-100	1-20	21-50	51-100			FIGURE NO.	ITEM NO/
X20 02352 O 02353	5305-423-9003	PIPE, WATER BY-PASS (11083) 8B4744	EA		1										77	21
O 02354 P O 02355	5305-577-5462 5330-865-0404	SCREW, CAP, HEXAGON HEAD: ELBOW TO BLOCK (11083) 3B1915	EA		2										78	2
O 02354 P O 02355	5305-577-5462 5330-865-0404	SCREW, CAP, HEXAGON HEAD: ELBOW TO WATER PUMP (11083) S1594	EA		1										78	12
P O 02356	5330-567-0000	SEAL, ELBOW (11083) 66673 (COMPONENT OF GASKET KIT, STOCK No. (11083) , SEE GROUP 0100)	EA		1	2	2	2	2	2	2	25			78	11
P O 02356	5330-567-0000	SEAL, THERMOSTAT HOUSING (11083) 4L8098 (COMPONENT OF GASKET SET, STOCK No. (11083) 5S4049, SEE GROUP 0100)	EA		1	2	2	2	2	2	2	25			77	31
X20 02357		TUBE: AFTERCOOLER HOSE (11083) 5L5935	EA		1										76	10
X20 02358		TUBE ASSEMBLY: WATER BY-PASS (11083) 6L5745	EA		1										77	24
P O 02359	6620-081-3150	THERMOSTAT, FLOW (11083) 4L7615	EA		1	*	2	2	*	2	2	20	25		77	29
P O 02360		WASHER, FLAT: THERMOSTAT (58312) 5L7888-00	EA		1	2	2	2	2	2	2	25	100		77	30
O 02361	5310-514-6849	WASHER, LOCK: ELBOW MTG (11083) 3B4506	EA		5										78	1
O 02362	5310-514-6849	WASHER, LOCK: ELBOW MTG (11083) 3B4506	EA		9										76	6
O 02363	5310-514-6849	WASHER, LOCK: THERMOSTAT HOUSING (11083) 3B4506	EA		8										77	4
02364		0504-WATER PUMP														
F 02365	5306-426-2974	BOLT, HEXAGON: WATER PUMP MTG (11083) T65	EA		2										78	31

(1) SMR CODE INDEX NO.	(2) FEDERAL STOCK NUMBER	(3) DESCRIPTION  REFERENCE NO. & MFR. CODE      USABLE ON CODE	(4) UNIT OF ISSUE	(5) UNIT OF MEAS	(6) QTY INC IN UNIT	(7) 30 DAY DS MAINT ALLOWANCE			(8) 30-DAY GS MAINT ALLOWANCE			(9) 1-YR ALW PER 100 EQUIP CNTGCY	(10) DEPOT MAINT ALW PER 100 EQUIP	(11) ILLUSTRATION	
						(a)	(b)	(c)	(a)	(b)	(c)			(a)	(b)
						1-20	21-50	51-100	1-20	21-50	51-100			FIGURE NO.	ITEM NO/
F 02366	5306-637-4956	BOLT, MACHINE: WATER PUMP MTG (11083) S1588	EA		2									78	9
PO 02367		GASKET KIT, WATER PUMP (11083) 5S731	EA		1	2	2	3	2	2	3	30	100		
X1 02368	5330-074-3619	GASKET: COVER (11083) 4L1269 (COMPONENT OF GASKET KIT, STOCK No. (11083) 5S4048, SEE GROUP 0100)	EA		1									78	17
X1 02369	2815-858-8136	GASKET: HOUSING (11803) 9H5920 (COMPONENT OF GASKET KIT, STOCK No. (11083) 5S4048, SEE GROUP 0100)	EA		1									78	16
X1 02370	5330-074-3580	GASKET: RADIATOR TO PUMP ELBOW (11083) 4L1245	EA		1	SEE GRP 0503									
X1 02371	5330-983-5988	GASKET: WATER PUMP TO OIL COOLER (11083) 6L2672 (COMPONENT OF GASKET KIT, STOCK No. (11083) 5S4048, SEE GROUP 0100)	EA		1									57	4
X1 02372	5330-923-6953	SEAL, BEARING (11083) 4L6942 (COMPONENT OF GASKET KIT, STOCK No. (11083) 5S4048, SEE GROUP 0100)	EA		1									78	30
X1 02373	5330-923-6970	SEAL, PLAIN: WATER PUMP SHAFT (11083) 9M6078	EA		1									78	8
F 02374	5310-011-7062	NUT, PLAIN, HEXAGON: WATER PUMP MTG (11083) 1D4717	EA		2									78	32
P F R 02375		PUMP, WATER (11083) 6L7409	EA		1	*	*	2	*	*	2	10	2	78	
P F 02376	3110-151-8140	BEARING, BALL: PUMP SHAFT (11083) 6B924	EA		1	*	2	2	*	2	2	20	25	78	22
P F 02377	3110-144-8510	BEARING, BALL: PUMP SHAFT (11083) 5F8651	EA		1	*	2	2	*	2	2	20	25	78	25
F 02378	5306-019-3988	BOLT, MACHINE: BEARING RETAINER (11083) 1C569	EA		2									78	21

(1) SMR CODE INDEX NO.	(2) FEDERAL STOCK NUMBER	(3) DESCRIPTION  REFERENCE NO. & MFR CODE      USABLE ON CODE		(4) UNIT OF ISSUE	(5) UNIT OF MEAS	(6) QTY INC IN UNIT	(7) 30 DAY DS MAINT ALLOWANCE			(8) 30-DAY GS MAINT ALLOWANCE			(9) 1-YR ALW PER 100 EQUIP CNTGCTY	(10) DEPOT MAINT ALW PER 100 EQUIP	(11) ILLUSTRATION	
							(a)	(b)	(c)	(a)	(b)	(c)			(a)	(b)
							1-20	21-50	51-100	1-20	21-50	51-100			FIGURE NO.	ITEM NO/
F 02379	5306-426-3397	BOLT, MACHINE: PUMP COVER (11083) 1D4566		EA		4									78	20
X2F 02380		COVER, REAR (11083) 4L1268		EA		1									78	18
P F 02381		GEAR, DRIVE (11083) 6L3507		EA		1	*	*	*	*	*	4	5		78	23
X2F 02382		HOUSING, PUMP (11083) 6L2674		EA		1									78	33
P F 02383	2930-849-3298	IMPELLER ASSEMBLY (11083) 6L2673		EA		1	*	*	2	*	*	2	10	10	78	7
P F 02384		LOCK: BEARING RETAINER BOLT (11083) 6L7884		EA		2	*	2	2	*	2	2	20	25	78	26
X2F 02385		NUT, IMPELLER (11083) 5L1477		EA		1									78	6
P F 02386		RETAINER, BEARING (11083) 4L2067		EA		1	*	*	*	*	*	4	*		78	27
P F 02387		SHAFT, IMPELLER (11083) 7L2354		EA		1	*	*	2	*	*	2	10	*	78	24
P F 02388	2930-891-0984	SINGER (11083) 4L1893		EA		1	*	*	2	*	*	2	10	10	78	34
F 02389	5310-010-3323	WASHER LOCK: COVER MTG (11083) 3B4508		EA		4									78	19
F 02390	5305-429-2297	SCREW, CAP, HEXAGON HEAD: WATER PUMP MTG (11083) S1571		EA		2									78	28
F 02391	5310-514-6849	WASHER, LOCK: PUMP MTG (11083) 3B4506		EA		6									78	1
X2F 02392		WASHER, LOCK: PUMP MTG (11083) 3B4505		EA		2									78	29

(1) SMR CODE INDEX NO.	(2) FEDERAL STOCK NUMBER	(3) DESCRIPTION		(4) UNIT OF ISSUE	(5) UNIT OF MEAS	(6) QTY INC IN UNIT	(7) 30 DAY DS MAINT ALLOWANCE			(8) 30-DAY GS MAINT ALLOWANCE			(9) 1-YR ALW PER 100 EQUIP CNTGCY	(10) DEPOT MAINT ALW PER 100 EQUIP	(11) ILLUSTRATION	
							(a)	(b)	(c)	(a)	(b)	(c)			(a)	(b)
							1-20	21-50	51-100	1-20	21-50	51-100			FIGURE NO.	ITEM NO/
02393		0505 - FAN ASSEMBLY														
X20 02394		ANGLE: LEFT HAND (11083) 4L7606	EA		1										81	4
X20 02395		ANGLE: RIGHT HAND (11083) 4L7605	EA		1										81	10
P F 02396	3110-144-8526	BEARING, BALL (11083) 1B3867	EA		2	*	*	*	*	*	*	4	10		79	5
P O 02397	3110-151-8140	BEARING, BALL: TENSION PULLEY (11083) 6B924	EA		2	*	*	*	*	*	*	4	10		80	13
P O 02398	3030-978-7031	BELT, SET, FAN (11083) 5L4660	EA		1	2	2	3	2	2	3	30	50		80	22
X20 02399	2930-475-6384	BLOWER, FAN (11083) 2L4280	EA		1										79	12
O 02400	5306-263-7301	BOLT, MACHINE: ANGLES TO GUARD (11083) L1351	EA		20										81	11
F 02401	5306-282-8360	BOLT, MACHINE: BEARING RETAINER WASHER (11083) 1A2343	EA		2										79	10
F 02402	5306-352-7899	BOLT, MACHINE: BEARING COVER MTG (11083) 4F7957	EA		4										80	20
F 02403	5306-877-9888	BOLT, MACHINE: BELT ADJUSTING (11083) 3H7928	EA		1										80	4
O 02404	5306-426-3315	BOLT, MACHINE: SLOWER MTG (11083) 1B9575	EA		2										79	11
O 02405	5306-637-4956	BOLT, MACHINE: BRACKET MTG (11083) S1588	EA		1										80	8
O 02406	5306-637-4976	BOLT, MACHINE: BRACKET MTG (11083) S1591	EA		1										80	7
O 02407	5306-698-2137	BOLT, MACHINE: GUARD ANGLE TO ENGINE SUPPORT (11083) T102	EA		4										81	7

(1) SMR CODE INDEX NO.	(2) FEDERAL STOCK NUMBER	(3) DESCRIPTION  REFERENCE NO. & MFR CODE      USABLE ON CODE		(4) UNIT OF ISSUE	(5) UNIT OF MEAS	(6) QTY INC IN UNIT	(7) 30 DAY DS MAINT ALLOWANCE			(8) 30-DAY GS MAINT ALLOWANCE			(9) 1-YR ALW PER 100 EQUIP CNTGCTY	(10) DEPOT MAINT ALW PER 100 EQUIP	(11) ILLUSTRATION	
							(a)	(b)	(c)	(a)	(b)	(c)			(a)	(b)
							1-20	21-50	51-100	1-20	21-50	51-100			FIGURE NO.	ITEM NO/
O 02408	5306-426-5062	BOLT, MACHINE: GUARD MTG (11083) 4F4879		EA		2									81	14
F 02409	5306-423-8068	BOLT, MACHINE: PULLEY-SHAFT (11083) 2L1701		EA		1									79	1
X20 02410		BRACKET ASSEMBLY: TENSION PULLEY (11083) 6L3199		EA		1									80	9
X20 02411		BRACKET: PULLEY TENSION MTG (11083) 5L3011		EA		1									80	5
X20 02412		COVER: BEARING (11083) 6L3200		EA		1									80	18
O 02413	4730-050-4208	FITTING, LUBRICATION: FAN PULLEY (11083) 3B8489		EA		1									79	18
O 0244	4730-172-0034	FITTING, LUBRICATION: BELT TENSION PULLEY (11083) 3B8488		EA		1									80	19
P O 02415	2930-893-5251	GASKET: BEARING COVER (11083) 4M4618		EA		1	*	*	*	*	*	*	1	100	80	17
X20 02416		GUARD, RADIATOR (11083) 5L5319		EA		1									81	2
X20 02417		GUARD, RADIATOR (11083) 3R6492		EA		1									81	16
X20 02418		GUARD USED AND ALTERNATOR (11083) 7L4530		EA		1									81	13
X2F 02419	2930-361-2522	LOCK PLATE, FAN: BEARING RETAINER WASHER SCREW (11083) 5B3390		EA		1									79	9
O 02420	5310-208-9476	NUT, PLAIN, HEXAGON: BELT ADJUSTING BOLT (11083) 1D5117		EA		1									80	3
F 02421	5310-852-8460	NUT, PLAIN, HEXAGON: SLOWER MTG (11083) 1D4716		EA		6									79	16
O 02422	5310-011-7062	NUT, PLAIN, HEXAGON: GUARD MTG (11083) 1D4717		EA		27									81	9

(1) SMR CODE INDEX NO.	(2) FEDERAL STOCK NUMBER	(3) DESCRIPTION  REFERENCE NO. & MFR. CODE      USABLE ON CODE		(4) UNIT OF ISSUE	(5) UNIT OF MEAS	(6) QTY INC IN UNIT	(7) 30 DAY DS MAINT ALLOWANCE			(8) 30-DAY GS MAINT ALLOWANCE			(9) 1-YR ALW PER 100 EQUIP CNTGCY	(10) DEPOT MAINT ALW PER 100 EQUIP	(11) ILLUSTRATION	
							(a)	(b)	(c)	(a)	(b)	(c)			(a)	(b)
							1-20	21-50	51-100	1-20	21-50	51-100			FIGURE NO.	ITEM NO/
F 02423		5310-713-5641 (11083) T887		NUT, SLOTTED, HEXAGON						EA		1			80	16
X20 02424		PIN COTTER: PULLEY RETAINING NUT (11083) 3B4615		EA		1									80	15
X20 02425		PLATE: ADJUSTING BRACKET MTG (11083) 5L2999		EA		1									80	6
X20 02426		PLATE, FRAME (11083) 4L6821		EA		1									81	18
X20 02427		PLATE, REAR (11083) 5L2219		EA		1									81	19
X2F 02428	5304-200-5218	PLUG, EXPANSION: FAN PULLEY (11083) 4B4098		EA		1									79	14
X2F 02429		PULLEY, FAN (11083) 6L3151		EA		1									75	17
X20 02430		PULLEY, TENSION (11083) 6L3149		EA		1									80	11
P 0 02431	5340-999 8384	RING: SEARING RETAINER (11083) 2M5452		EA		1	*	*	2	*	*	2	6	10	80	12
P F 02432	5310-374-1362	RING: BEARING RETAINER (11083) 4F1392		EA		2	*	2	2	*	2	2	12	10	79	7
O 02433	5305-273-9308	SCREW, CAP, HEXAGON HEAD: GUARD MTG (11083) S509		EA		1									81	1
O 02434	5305-577-5462	SCREW, CAP, HEXAGON: PULLEY BRACKET TO MTG BRACKET (11083) S1594		EA		2									80	1
O 02435	5305-577-5462	SCREW, CAP, HEXAGON HEAD: STRAP TO GUARD (11083) S1594		EA		7									81	12
P F 02436	2520-859-4340	SEAL: FAN PULLEY (11083) 2216		EA		1	*	*	*	*	*	*	5	100	79	4
P 0 02437	2930-927-7039	SEAL, PLAIN: TENSION PULLEY (11083) 2875		EA		1	*	2	2	*	2	2	20	100	80	10

(1) SMR CODE INDEX NO.	(2) FEDERAL STOCK NUMBER	(3) DESCRIPTION  REFERENCE NO. & MFR. CODE      USABLE ON CODE		(4) UNIT OF ISSUE	(5) UNIT OF MEAS	(6) QTY INC IN UNIT	(7) 30 DAY DS MAINT			(8) 30-DAY GS MAINT			(9) 1-YR ALW PER 100 EQUIP CNTGCY	(10) DEPOT MAINT ALW PER 100 EQUIP	(11) ILLUSTRATION				
							ALLOWANCE			ALLOWANCE					(a)	(b)	(c)	(a)	(b)
							(a)	(b)	(c)	(a)	(b)	(c)							
1-20	21-50	51-100	1-20	21-50	51-100														
P F 02438	2930-847-5033	SHAFT, FAN, PULLEY (11083) 6L3201	EA		1	*	*	*	*	*	*	4	5	75	3				
X20 02439		SPACER, BLOWER (11083) 5L1313	EA		1									79	13				
X2F 02440	2930-850-3843	SPACER, SLEEVE (11083) 2H4949	EA		1									75	6				
X20 02441		STRAP: GUARD MTG (11083) 4L6823	EA		7									81	3				
X20 02442		STRAP: GUARD MTG (11083) 5L5316	EA		1									81	8				
X20 02443		STRAP: GUARD MTG (11083) 5L5317	EA		1									81	20				
X20 02444		STRAP: GUARD MTG (110B3) 5L6110	EA		1									81	21				
X20 02445		STRAP: GUARD MTG (11083) 5L2221	EA		2									81	17				
X20 02446		WASHER, FLAT: ANGLE TO SUPPORT (11083) 1A4784	EA		4									81	5				
X2F 02447		WASHER, FLAT: BEARING RETAINER (11083) 5H7230	EA		1									75	8				
O 02448	5310-514-6962	WASHER, FLAT, LOCK: GUARD MTG (11083) 4B5271	EA		2									81	15				
F 02449	5310-930-7013	WASHER, FLAT: TENSION PULLEY BEARING (11083) 4B4280	EA		1									80	14				
F 02450	5310-514-6852	WASHER, LOCK: BEARING COVER (11083) 3B4504	EA		4									80	21				
O 02451	5310-010-3320	WASHER, LOCK: BLOWER MTG (11083) 3B4505	EA		6									79	15				
F 02452	5310-514-6841	WASHER, LOCK: FAN PULLEY SHAFT (11083) 3B4510	EA		1									75	2				

(1) SMR CODE INDEX NO.	(2) FEDERAL STOCK NUMBER	(3) DESCRIPTION  REFERENCE NO. & MFR. CODE      USABLE ON CODE		(4) UNIT OF ISSUE	(5) UNIT OF MEAS	(6) QTY INC IN UNIT	(7) 30 DAY DS MAINT ALLOWANCE			(8) 30-DAY GS MAINT ALLOWANCE			(9) 1-YR ALW PER 100 EQUIP CNTGCV	(10) DEPOT MAINT ALW PER 100 EQUIP	(11) ILLUSTRATION	
							(a)	(b)	(c)	(a)	(b)	(c)			(a)	(b)
							1-20	21-50	51-100	1-20	21-50	51-100			FIGURE NO.	ITEM NO/
O 02453	5310-514-6849	WASHER, LOCK: GUARD MTG (11083) 3B4506		EA		34									81	6
O 02454	5310-514-6849	WASHER, LOCK: TENSION RACKET MTG (11083) 3B4506		EA		4									80	2
02455		GROUP 06 - ELECTRICAL SYSTEM														
02456		0601 - ALTERNATOR														
P O R 02457		ALTERNATOR ASSEMBLY: BATTERY CHARGING 24v, 60 AMP (11083) 5L6468		EA		1	*	2	2	*	2	2	20	5	82	7
P F 02458		BEARING, BALL (11083) 6S924		EA		1	*	*	2	*	*	2	10	25	82	23
P F 02459		BEARING, BALL (11083) 2L7414		EA		1	*	*	2	*	*	2	10	25	82	33
X2F 02460		BOLT, THRU (11083) 5L4283		EA		4									82	2
X2F 02461		BRACKET, RECTIFIER EA I (11083) 5L4285													82	32
P F 02462		BRUSH KIT: ALTERNATOR (11083) 5L6485		EA		1	*	2	2	*	2	2	20	100	82	34
P F 02463		BUSHING: BATTERY TERMINAL (11083) 5L4277		EA		1	*	*	2	*	*	2	6	5	82	15
P F 02464		BUSHING, INSULATOR: RECTIFIER SCREW AND TERMINAL SCREW (11083) 3L4282		EA		4	*	*	2	*	*	2	6	5	82	30
X2F 0265		CONNECTOR, STATOR TERMINAL (11083) 5L4274		EA		1									82	4
X2F 02466		COLLAR, FAN (11083) 9B8935		EA		1									82	5



(1) SMR CODE INDEX NO.	(2) FEDERAL STOCK NUMBER	(3) DESCRIPTION  REFERENCE NO. & MFR. CODE      USABLE ON CODE		(4) UNIT OF ISSUE	(5) UNIT OF MEAS	(6) QTY INC IN UNIT	(7) 30 DAY DS MAINT ALLOWANCE			(8) 30-DAY GS MAINT ALLOWANCE			(9) 1-YR ALW PER 100 EQUIP CNTGCTY	(10) DEPOT MAINT ALW PER 100 EQUIP	(11) ILLUSTRATION	
							(a)	(b)	(c)	(a)	(b)	(c)			(a)	(b)
							1-20	21-50	51-100	1-20	21-50	51-100			FIGURE NO.	ITEM NO/
X2F 02467		CONNECTOR, TERMINAL (11083) 6L4468		EA		1									82 -2	10
X2F 02468		FANS ASSEMBLY (11083) 5L4203		EA		1									82 -1	4
X1 02469		FRAME, DRIVE END (11083) 5L4273		EA		1									82 -2	20
X1 02470		FRAME ASSEMBLY, END (11083) 5L8412		EA		1									82 -2	16
P F 02471		GASKET: SEARING RETAINER (11083) 5L4284		EA		1	*	*	2	*	*	2	10	100	82 -2	22
X20 02472		KEY, WOODRUFF: PULLEY (11083) 1B8704		EA		1									82 -1	6
X20 02473		NUT, PLAIN HEXAGON: TERMINAL STUD (11083) 4B2051		EA		4									82 -2	7
X20 02474		NUT, PLAIN, HEXAGON (11083) 5L4426		EA		2									82 -2	12
X20 02475		NUT, SELF-LOCKING (11083) 6L4153		EA		1									82 -1	1
P F 02476		RECTIFIER KIT NEGATIVE: ALTERNATOR (11083) 5L6483		EA		3	*	*	2	*	*	2	10	30	82 -2	1
P F 02477		RECTIFIER KIT, POSITIVE: ALTERNATOR (11083) 5L6483		EA			*	*	2	*	*	2	10	30	82 -2	1
X2F 02478		RETAINER, BEARING (11083) 5L4276		EA		1									82 -2	24
X2F 02479		RETAINER, BEARING (11083) 5L5489		EA		1									82 -2	21
X2F 02480		ROTOR ASSEMBLY (11083) 6L2224		EA		1									82 -2	19
X2F 02481		SCREW, MACHINE: SEARING RETAINER (11683) 5L64		EA		3									82 -2	27

(1) SMR CODE INDEX NO.	(2) FEDERAL STOCK NUMBER	(3) DESCRIPTION  REFERENCE NO. & MFR. CODE      USABLE ON CODE		(4) UNIT OF ISSUE	(5) UNIT OF MEAS	(6) QTY INC IN UNIT	(7) 30 DAY DS MAINT ALLOWANCE			(8) 30-DAY GS MAINT ALLOWANCE			(9) 1-YR ALW PER 100 EQUIP CNTGCTY	(10) DEPOT MAINT ALW PER 100 EQUIP	(11) ILLUSTRATION	
							(a)	(b)	(c)	(a)	(b)	(c)			(a)	(b)
							1-20	21-50	51-100	1-20	21-50	51-100			FIGURE NO.	ITEM NO/
X20 02482		SCREW, MACHINE: GROUND (11083) 9B9178		EA		1									82 -2	17
X2F 02483		SCREW, MACHINE: RECTIFIER BRACKET		EA		2									82 -2	28
X2F 02484		SPRING RETAINER: BRUSH (11083) 5L4272		EA		2									82 -2	35
X2F 02485		STATOR ASSEMBLY (11083) 5L4286		EA		1									82 -2	18
X2F 02486		STUD ASSEMBLY: TERMINAL (11083) 9B8934		EA		2									82 -2	6
X2F 02487		STUD: BATTERY TERMINAL (11083) 5L4279		EA		1									82 -2	13
X20 02488		WASHER, FLAT: BATTERY TERMINAL (11083) 7F4920		EA											82 -2	14
X2F 02489		WASHER, FLAT: BEARING RETAINER (11083) 9B9113		EA		1									82 -2	25
X2F 02490		WASHER, FLAT: BRUSH HOLDER (11083) 5L4280		EA		1									82 -2	36
X2F 02491		WASHER, FLAT: RECTIFIER BRACKET (11083) 3H240		EA											82 -2	31
X2F 02492		WASHER FLAT: TERMINAL STUD (11083) 9B8932		EA		2									82 -2	5
X20 02493		WASHER LOCK (11803) 8H3481		EA		3									82 -2	9
X20 02494		WASHER LOCK: BATTERY TERMINAL (11083) 3F9556		EA		1									82 -2	11
X2F 02495		WASHER LOCK: BEARING RETAINER (11083) 6F8125		EA		3									82 -2	26
X20 02496		WASHER LOCK: PULLEY MTG (11083) 4L572		EA		1									82 -1	2

(1) SMR CODE INDEX NO.	(2) FEDERAL STOCK NUMBER	(3) DESCRIPTION  REFERENCE NO. & MFR. CODE      USABLE ON CODE		(4) UNIT OF ISSUE	(5) UNIT OF MEAS	(6) QTY INC IN UNIT	(7) 30 DAY DS MAINT ALLOWANCE			(8) 30-DAY GS MAINT ALLOWANCE			(9) 1-YR ALW PER 100 EQUIP CNTGCV	(10) DEPOT MAINT ALW PER 100 EQUIP	(11) ILLUSTRATION	
							(a)	(b)	(c)	(a)	(b)	(c)			(a)	(b)
							1-20	21-50	51-100	1-20	21-50	51-100			FIGURE NO.	ITEM NO/
X2F 02497		WASHER LOCK: RECTIFIER BRACKET (11083) 7H2079	EA		2										82 -2	29
X2F 02498		WASHER, LOCK: TERMINAL STUD (11083) 3F3711	EA		2										82 -2	8
X2F 02499		WIRE ASSEMBLY, RECTIFIER (11083) 6L3661	EA		3										82 -2	3
X20 02500		BAR, ALTERNATOR TO BRACKET (11083) 9L1901	EA		1										82 -1	15
P O 02501	5306-637-4955	BELT, DRIVE, ALTERNATOR (11083) 9L1739	EA		1	2	2	3	2	2	3	30	100		82 -1	23
O 02502		BOLT, MACHINE: ADJUSTING STRAP (11083) S1588	EA		2										82 -1	25
O 02503	5306-263-7301	BOLT, HEXAGON: BRACKET TO COOLER (11083) L1351	EA		1										82 -1	19
O 02504	5306-637-4976	BOLT, MACHINE: BRACKET MTG (11083) S1591	EA		1										82 -1	25
X20 02505		BRACKET (11083) 5L9261	EA		1										82 -1	16
X20 02506		COVER, ALTERNATOR, TERMINAL (11083) 6L3483	EA		3											
O 02507	5310-011-7062	NUT, PLAIN, HEXAGON: ALTERNATOR MTG (11083) 1D4717	EA		4										82 -1	20
X20 02508		PULLEY, ALTERNATOR (11083) 7L3122	EA		1										82 -1	3
O 02509	5305-49-2297	SCREW, CAP, HEXAGON HEAD: ALTERNATOR TO BAR (11083) S1571	EA		1										82 -1	24
O 02510	5305-26-4505	SCREW, CAP, HEXAGON HEAD: ALTERNATOR TO BAR EA 1 (11083) S1590	EA		1										82 -1	13
O 02511	5305-273-9308	SCREW, CAP, HEXAGON HEAD: BAR TO BRACKET (11083) S509	EA		2										82 -1	14

(1) SMR CODE INDEX NO.	(2) FEDERAL STOCK NUMBER	(3) DESCRIPTION  REFERENCE NO. & MFR. CODE      USABLE ON CODE	(4) UNIT OF ISSUE	(5) UNIT OF MEAS	(6) QTY INC IN UNIT	(7) 30 DAY DS MAINT ALLOWANCE			(8) 30-DAY GS MAINT ALLOWANCE			(9) 1-YR ALW PER 100 EQUIP CNTGCTY	(10) DEPOT MAINT ALW PER 100 EQUIP	(11) ILLUSTRATION	
						(a)	(b)	(c)	(a)	(b)	(c)			(a)	(b)
						1-20	21-50	51-100	1-20	21-50	51-100			FIGURE NO.	ITEM NO/
O 02512	5305-423-9003	SCREW, CAP, HEXAGON HEAD: BRACKET MTG (11083) 3B1915	EA		1									82 -1	22
X20 02513	2815-423-9981	SPACER, SLEEVE: STRAP TO HEAD AND ALTERNATOR (11083) 6B933	EA		3									82 -1	11
X20 02514		STRAP, ALTERNATOR ADJUSTING (11083) 9L903	EA		1									82 -1	10
O 02515	5310-514-6962	WASHER, FLAT: ALTERNATOR AND BRACKET MTG (11083) 4B527	EA		3									82 -1	21
O 02516	5310-930-7014	WASHER, FLAT: BAR TO BRACKET, BRACKET TO COOLER (11083) 4B4278	EA		3									82 -1	18
X20 02517		WASHER, FLAT: STRAP TO ALTERNATOR (11083) 3L689	EA		1									82 -1	12
O 02518	5310-275-9263	WASHER, LOCK: BRACKET TO COOLER (11083) 8F3590	EA		1									82 -1	17
O 02519	5310-514-6849	WASHER, LOCK: STRAP (11083) 3B406	EA		8									82 -1	9
P F 02520		WIRING KIT, ALTERNATOR (11083) 5L2320	EA		1	*	*	*	*	*	*	3	10		
X1 02521	5940-324-8176	CLIP, ELECTRICAL (11083) 2L9724	EA		10										
X1 02522		MARKERS (11083) 1L9899	EA		1										
X1 02523		TERMINAL (11084) 2L8049	EA		10										
X1 02524		TERMINAL (11083) 2L8050	EA		2										
X1 02525		TERMINAL (11083) 2L8051	EA		1										
X1 02526		TERMINAL (11083) 2L8052	EA		1										

(1) SMR CODE INDEX NO.	(2) FEDERAL STOCK NUMBER	(3) DESCRIPTION  REFERENCE NO. & MFR. CODE      USABLE ON CODE	(4) UNIT OF ISSUE	(5) UNIT OF MEAS	(6) QTY INC IN UNIT	(7) 30 DAY DS MAINT ALLOWANCE			(8) 30-DAY GS MAINT ALLOWANCE			(9) 1-YR ALW PER 100 EQUIP CNTGCTY	(10) DEPOT MAINT ALW PER 100 EQUIP	(11) ILLUSTRATION	
						(a)	(b)	(c)	(a)	(b)	(c)			(a)	(b)
						1-20	21-50	51-100	1-20	21-50	51-100			FIGURE NO.	ITEM NO/
X1 02527		TERMINAL (11083) 2L8054	EA		3										
X1 02528		TERMINAL (11083) 2L8076	EA		3										
X1 02529		TERMINAL (11083) 2L8077	EA		3										
X1 02530		WIRE (11083) 4S8784	FT		20										
X1 02531	2920-367-5168	WIRE (11083) 489388	FT		10										
02532		0602 - GENERATOR REGULATOR													
O 02533	5306-423-8784	BOLT, MACHINE: SHOCK MOUNT TO PLATE (11083) 7B2742	EA		4									83	3
P F 02534		KIT REGULATOR, SHOCK MOUNT (11083) 8M3146	EA		1	*	*	2	*	*	2	10	25		
X20 02535		PLATE, REGULATOR, MOUNTING (11083) 5L3274	EA		1									83	1
P O 02536		REGULATOR ASSEMBLY, VOLTAGE (11083) 6L5657	EA		1	2	2	3	2	2	3	40	10	83	2
O 02537	5305-429-2297	SCREW, CAP, HEXAGON HEAD: PLATE TO FLYWHEEL HOUSING (11083) S1571	EA		2									83	6
O 02538	5310-650-7092	SPACER, PLATE (11083) 2B941	EA		2									83	8
O 02539	5310-595-5974	WASHER, FLAT: REGULATOR MTG (11083) 4B4276	EA		4									83	5
O 02540	5310-514-6849	WASHER, LOCK: PLATE MTG (11083) 3B4506	EA		2									83	7
O 02541	5310-514-6852	WASHER, LOCK: REGULATOR MTG (11083) 3B4504	EA		4									83	4

(1) SMR CODE INDEX NO.	(2) FEDERAL STOCK NUMBER	(3) DESCRIPTION  REFERENCE NO. & MFR. CODE      USABLE ON CODE		(4) UNIT OF ISSUE	(5) UNIT OF MEAS	(6) QTY INC IN UNIT	(7) 30 DAY DS MAINT ALLOWANCE			(8) 30-DAY GS MAINT ALLOWANCE			(9) 1-YR ALW PER 100 EQUIP CNTGCTY	(10) DEPOT MAINT ALW PER 100 EQUIP	(11) ILLUSTRATION	
							(a)	(b)	(c)	(a)	(b)	(c)			(a)	(b)
							1-20	21-50	51-100	1-20	21-50	51-100			FIGURE NO.	ITEM NO/
02542		0603 - STARTING MOTOR														
X20 02543		ADAPTER: STARTER MTG (11083) IM23	EA		1										84	3
O	5306-809-7134	BOLT, MACHINE, HEXAGON: STARTER MTG (11083) 2947	EA		3										84	5
P O 02545	2930-956-5650	GASKET: ADAPTER TO FLYWHEEL HOUSING (11083) IM25	EA		1	2	2	3	2	2	3	30	100		84	2
P O 02546	2920-963-0069	GASKET: STARTER TO ADAPTER (11083) IM24	EA		1	2	2	3	2	2	3	30	100		84	4
P O 02547	2920-932-8699	STARTER ASSEMBLY (11083) 8H1913	EA		1	*	*	2	*	*	2	10	5		84	1
P F 02548		ARMATURE ASSEMBLY (11083) 4M1868	EA		1	2	2	3	2	2	3	30	20		85	29
F 02549	5306-423-4903	BOLT, MACHINE (11083) 7F4556	EA		9										85	48
O 02550	5306-775-5209	BOLT, MACHINE: SWITCH MTG (11083) 63622	EA		4										85	41
P F 02551		BOOT: SOLENOID SWITCH (11083) 4M1829	EA		1	2	2	3	2	2	3	30	20		85	33
P F 02552	5977-756-8776	BRUSH, ELECTRICAL (11083) 4M15	EA		8	5	10	20	5	10	20	240	400		85	20
P F 02553	6110-715-8065	BUSHING, STARTER (11083) 3L3380	EA		1	2	2	3	2	2	3	30	20		85	56
P F 02554	3120-074-3617	BUSHING (11083) 2M1847	EA		1	2	2	3	2	2	3	30	20		85	6
P F 02555		CONNECTOR: TERMINAL (11083) 4M1841	EA		1	2	2	3	2	2	3	30	20		85	60
P F 02556	2815-732-5220	DRIVE ENGINE, ELECTRICAL (11083) 4M1857	EA		1	*	2	2	*	2	2	20	15		86	5

(1) SMR CODE INDEX NO.	(2) FEDERAL STOCK NUMBER	(3) DESCRIPTION  REFERENCE NO. & MFR. CODE      USABLE ON CODE		(4) UNIT OF ISSUE	(5) UNIT OF MEAS	(6) QTY INC IN UNIT	(7) 30 DAY DS MAINT ALLOWANCE			(8) 30-DAY GS MAINT ALLOWANCE			(9) 1-YR ALW PER 100 EQUIP CNTGCTY	(10) DEPOT MAINT ALW PER 100 EQUIP	(11) ILLUSTRATION	
							(a)	(b)	(c)	(a)	(b)	(c)			(a)	(b)
							1-20	21-50	51-100	1-20	21-50	51-100			FIGURE NO.	ITEM NO/
X1 02557	2520-948-6064	CUP (11083) 4M1898	EA		1										86	9
X1 02558		GEAR SPUR (11083) 9M658	EA		1										86	8
X1 02559		SPRING, PINION, RETURN (11083) 1M9953	EA		1										86	7
X1 02560		WASHER: GEAR RETAINING (11083) 4S1897	EA		2										86	10
X2F 02561		FRAME ASSEMBLY (11083) 4M1844	EA		1										85	10
P F 02562	4730-278-3397	BUSHING (11083) 3S2398	EA		1	*	*	*	*	*	*	4	10	85	1	
X2F 02563		PLUG EXPANSION (11083) 1H9722	EA		1											
F 02564		PLUG, PIPE (11083) 2B4602	EA		1										85	8
P F 02565	2815-976-4695	GASKET: DRIVE HOUSING MTG (11083) 4M1851	EA		1	2	2	3	2	2	3	30	100	85	11	
P 0 02566	5330-074-3788	GASKET: INSPECTION COVER (11083) 4M1843	EA		2	2	3	5	2	3	5	60	200	85	54	
P F 02567	5340-074-3807	SHIM, INSPECTION: HOLE COVER PLUG (11083) 4M1832	EA		1	*	*	*	*	*	*	4	10	85	3	
P F 02568	5330-843-7194	GASKET: LEVER SHAFT (11083) 2D6392	EA		1	2	2	3	2	2	3	30	100	85	5	
X2F 02569		HOUSING ASSEMBLY (11083) M1850	EA		1									85	50	
P F 02570	2920-661-8951	BEARING SLEEVE (11083) 1M9968	EA		1	*	*	*	*	*	*	4	10	86	3	
F 02571	4730-278-3397	PLUG, PIPE MACHINE: WICK RETAINING (11083) 2B4602	EA		1									86	16	
P F 02572	5330-972-7644	SEAL, OIL (11083) 2F6678	EA		1	2	2	3	2	2	3	30	100	86	2	

(1) SMR CODE INDEX NO.	(2) FEDERAL STOCK NUMBER	(3) DESCRIPTION  REFERENCE NO. & MFR. CODE      USABLE ON CODE		(4) UNIT OF ISSUE	(5) UNIT OF MEAS	(6) QTY INC IN UNIT	(7) 30 DAY DS MAINT ALLOWANCE			(8) 30-DAY GS MAINT ALLOWANCE			(9) 1-YR ALW PER 100 EQUIP CNTGCTY	(10) DEPOT MAINT ALW PER 100 EQUIP	(11) ILLUSTRATION	
							(a)	(b)	(c)	(a)	(b)	(c)			(a)	(b)
							1-20	21-50	51-100	1-20	21-50	51-100			FIGURE NO.	ITEM NO/
X2F 02573	2920-865-8270	WICK OIL (11083) 9F32547		EA		1									85	42
X2F 02574		HOUSING ASSEMBLY, DRIVE, END (11083) 9M7202		EA		1									86	12
P F 02575	3120-828-6852	BUSHING, SLEEVE: DRIVE HOUSING (11083)4M1896		EA		1	*	*	*	*	*	*	2	10	86	14
X2F 02576	2920-865-8270	WICK OIL (11083) 9F2547		EA		1									86	15
X2F 02577		INSULATOR (11083) 4M1848		EA		1									85	5
X2F 02578		INSULATOR: TERMINAL STUD (11083) 4M1840		EA		1									85	55
X2F 02579		LEAD ASSEMBLY (11083) 4M1849		EA		1									85	3
X2F 02580		LEVER, PLUNGER (11083) 4M1853		EA		1									85	40
X1 02581		GUIDE: LEVER (11083) 4M1830		EA		1									85	39
F 02582	5310-208-9476	NUT, PLAIN, HEXAGON: TERMINAL (11083) 1D5117		EA		3									85	4
X2F 02583		NUT, PLAIN, HEXAGON: PLUNGER (11083) 3F2617		EA		1									85	38
F 02584	5310-828-7333	NUT, PLAIN, HEXAGON (11083) 1D4719		EA		1									85	1
P F 02585	2520-931-8049	PARTS, KIT, CLUTCH (11083) 18931		EA		1	*	2	2	*	2	2	20	15	85	6
X2F 02586		PLATE ASSEMBLY (11083) 4M1846		EA		1									85	17
X2F	5977-423-4893	HOLDER, ASSEMBLY (11083) 7F4546		EA		4									85	26



(1) SMR CODE INDEX NO.	(2) FEDERAL STOCK NUMBER	(3) DESCRIPTION  REFERENCE NO. & MFR. CODE      USABLE ON CODE		(4) UNIT OF ISSUE	(5) UNIT OF MEAS	(6) QTY INC IN UNIT	(7) 30 DAY DS MAINT ALLOWANCE			(8) 30-DAY GS MAINT ALLOWANCE			(9) 1-YR ALW PER 100 EQUIP CNTGNCY	(10) DEPOT MAINT ALW PER 100 EQUIP	(11) ILLUSTRATION	
							(a)	(b)	(c)	(a)	(b)	(c)			(a)	(b)
							1-20	21-50	51-100	1-20	21-50	51-100			FIGURE NO.	ITEM NO/
X2F 02588	5970-416-4104	INSULATOR, PLATE (11083) 7F4545	EA		1										85	15
X2F 02589		PLATE (11083) 2L6679	EA		2											
X2F 02590		PLATE EA 1 (11083) 4M1891														
X25 02591		PLATE (11083) 7F4549	EA		2										85	19
X2F 02592	3120-423-4902	PLATE, B H HOLDER (11083) 7F4550	EA		1										85	61
X2F 02593	5975-636-3356	PLATE, ELECTRICAL (11083) 7F4548	EA		2										85	25
X2F 02594		SCREW (11083) 3H3697	EA		2										86	17
X2F 02595		SCREW: BRUSH HOLDER (11083) 4B1311	EA		2										85	65
X2F 02596		SCREW: CRUSH HOLDER (11083) 5H6467	EA		2										85	24
X2F 02597		SCREW: BRUSH SPRING (11083) 7F3522														
X2F 02598	3920-597-3278	SPRING HELICAL (11083) 7F3512	EA		8										85	27
X2F 02599		WASHER, LOCK: BRUSH HOLDER MTG (11083) 7H2079	EA		8										85	23
PF 02600	5330-291-4498	WASHER, NONMETALLIC (11083) 7F3525	EA		8	*	*	*	*	*	*	4	10		85	23
P F 02601		PACKING, PREFORMED: END FRAME (11083) 4M189	EA		2	2	3	5	2	3	5	60	200		85	13
P F 02602	2940-599-2938	PACKING, PREFORMED: TERMINAL STUD (11083) 89206	EA		1	2	2	3	2	2	3	30	100		85	14

(1) SMR CODE INDEX NO.	(2) FEDERAL STOCK NUMBER	(3) DESCRIPTION  REFERENCE NO. & MFR. CODE      USABLE ON CODE		(4) UNIT OF ISSUE	(5) UNIT OF MEAS	(6) QTY INC IN UNIT	(7) 30 DAY DS MAINT ALLOWANCE			(8) 30-DAY GS MAINT ALLOWANCE			(9) 1-YR ALW PER 100 EQUIP CNTGCY	(10) DEPOT MAINT ALW PER 100 EQUIP	(11) ILLUSTRATION	
							(a)	(b)	(c)	(a)	(b)	(c)			(a)	(b)
							1-20	21-50	51-100	1-20	21-50	51-100			FIGURE NO.	ITEM NO/
X20 02603		PLATE: INSPECTION (11083) 4M1842		EA		2									85	52
X20 02604		PLUG, MACHINE: HOUSING (11083) 41831		EA		1									85	44
X2F 02605		WICK, OIL (11083) 4M1890		EA		1									85	9
X2F 02606		PLUNGER ASSEMBLY (11083) 4M1855		EA		1									85	32
X2F 02607		RETAINER: PLUNGER SPRING (11083) 4M1828		EA		1									85	34
X2F 02608		RETAINER: PLUNGER SPRING (11083) 1M1827		EA		1									85	36
P F 02609	5330-920-6924	RING: LEVER SHAFT (11083) 1H1023		EA		1	2	2	3	2	2	3	30	100	85	47
X2F 02610	5340-715-1152	RING, RETAINING: PLUNGER SPRING (11083) 2H3429		EA		2									85	37
X2F 02611		SCREW: COIL SHOE (11083) 3F379		EA		8									85	51
02612 F	5305-851-3436	SCREW: INSPECTION COVER (11083) 4M190		EA		4									85	53
02613 F	5305-863-1627	SCREW, MACHINE: BRUSH MTG (11083) 2F2860		EA		8									85	22
02614 X2F		SCREW, MACHINE: BRUSH PLATE MTG (11083) 81221		EA		3									85	64
02615		SCREW: DRIVE END MTG (11083) 4M1833		EA		6									86	13
X2F 02616		SHAFT, LEVER (11083) %l8		EA		1									85	46
X2F 02617		SHOE: COIL (11083) 8H1141		EA		4									85	30
X2F 02618		SPACER, SEAL (11083) 4M9971		EA		1									86	13

(1) SMR CODE INDEX NO.	(2) FEDERAL STOCK NUMBER	(3) DESCRIPTION  REFERENCE NO. & MFR. CODE      USABLE ON CODE		(4) UNIT OF ISSUE	(5) UNIT OF MEAS	(6) QTY INC IN UNIT	(7) 30 DAY DS MAINT ALLOWANCE			(8) 30-DAY GS MAINT ALLOWANCE			(9) 1-YR ALW PER 100 EQUIP CNTGCV	(10) DEPOT MAINT ALW PER 100 EQUIP	(11) ILLUSTRATION	
							(a)	(b)	(c)	(a)	(b)	(c)			(a)	(b)
							1-20	21-50	51-100	1-20	21-50	51-100			FIGURE NO.	ITEM NO/
X2F 02619		SPRING (11083) 9M7609	EA		1										85	35
X2F 02620		STRIP: COIL (11083) 1H2629	EA		2										85	58
P0 02621	5930-756-8775	SWITCH, SOLENOID (11083) 4M1812	EA		1	*	2	2	*	2	2	20	10	85	31	
X1 02622		CASE ASSEMBLY (11083) 4M1813	EA		1											
X1 02623	6150-631-8239	BUS BAR (11083) 4M3314	EA		1											
X1 02624	5340-925-6897	CLAMP (11083) 1F73	EA		2											
X1 02625		CONTACT ASSEMBLY (11083) 4M1814	EA		1											
X1 02626	5330-416-4113	GASKET: PLATE TO CASE (11083) 7F4913	EA		1											
X20 02627		NUT, PLAIN, HEXAGON: SWITCH .TERMINAL (11083) 9657	EA		4											
X20 02628		SCREW: BUS BAR MTG (11083) 4M3217	EA		2											
X1 02629		SCREW: TERMINAL (11083) 4M5274	EA		1											
X1 02630	5340-985-2253	SPRING HELICAL (11083) 4M1815	EA		1											
X1 02631		TERMINAL ASSEMBLY (11083) 4M1816	EA		1											
X1 02632	2920-999-2399	PLATE (11083) 4M1837	EA		2											
X1 02633		INSULATOR (11083) 4M1836	EA		2											
X20 02634		NUT (11083) 3B4508	EA		2											

(1) SMR CODE INDEX NO.	(2) FEDERAL STOCK NUMBER	(3) DESCRIPTION  REFERENCE NO. & MFR. CODE      USABLE ON CODE		(4) UNIT OF ISSUE	(5) UNIT OF MEAS	(6) QTY INC IN UNIT	(7) 30 DAY DS MAINT ALLOWANCE			(8) 30-DAY GS MAINT ALLOWANCE			(9) 1-YR ALW PER 100 EQUIP CNTGCV	(10) DEPOT MAINT ALW PER 100 EQUIP	(11) ILLUSTRATION		
							(a)	(b)	(c)	(a)	(b)	(c)			(a)	(b)	
							1-20	21-50	51-100	1-20	21-50	51-100			FIGURE NO.	ITEM NO/	
X20		NUT		EA		2											
02635		(11083) 3H3681		EA		1											
X1		PLATE		EA		1											
02636		(11083) 4M183)1		EA		1											
X1		STRIP		EA		1											
02637		(11083) 7F4907		EA		1											
X1		STUD		EA		1											
02638		(11083) )1M1835		EA		1											
X1		STUD		EA		1											
02639		(11083) 7F4906		EA		1											
X1		TERMINAL		EA		1											
02640		(11083) 42		EA		4											
O	5310-010-3323	WASHER, LOCK: TERMINAL STUD		EA		4											
02641		(11083) 50		EA		2										85	18
X2F		WASHER, FLAT: TERMINAL STUD		EA		2											
02642		(11083) 7F909		EA		1										85	12
X2F		WASHER, FLAT: ARMATURE		EA		1											
02643		(11083) 2L8166		EA		3										85	62
F	5310-270-2145	WASHER FLAT: BRUSH PLATE		EA		3											
02644		(11083) 7F3529		EA		1										86	4
X2F		WASHER FLAT: DRIVE		EA		1											
02645		(11083) 4L2729		EA		1										85	66
X2F		WASHER, FLAT: PLUNGER		EA		1											
02646		(11083) 2S4027		EA		2										85	7
X2F		WASHER FLAT: TERMINAL STUD		EA		2											
02647		(11083) 7F3491		EA		2										85	59
X2F		WASHER FLAT: TERMINAL STUD		EA		2											
02648		(11083) 9H3757		EA		2										85	16
F	5310-187-8636	WASHER FLAT: TERMINAL STUD		EA		2											
02649		(11083) 7F3494		EA		2										85	2
F	5310-010-3323	WASHER LOCK: TERMINAL STUD		EA		2											
02650		(11083) 3B4508		EA		2											

(1) SMR CODE INDEX NO.	(2) FEDERAL STOCK NUMBER	(3) DESCRIPTION  REFERENCE NO. & MFR CODE      USABLE ON CODE		(4) UNIT OF ISSUE	(5) UNIT OF MEAS	(6) QTY INC IN UNIT	(7) 30 DAY DS MAINT ALLOWANCE			(8) 30-DAY GS MAINT ALLOWANCE			(9) 1-YR ALW PER 100 EQUIP CNTGCTY	(10) DEPOT MAINT ALW PER 100 EQUIP	(11) ILLUSTRATION	
							(a)	(b)	(c)	(a)	(b)	(c)			(a)	(b)
							1-20	21-50	51-100	1-20	21-50	51-100			FIGURE NO.	ITEM NO/
F 02651	5310-298-7482	WASHER, LOCK: BRUSH MTG (11083) 3B4501		EA		8									85	21
X2F 02652		WASHER, LOCK: BRUSH PLATE (11083) 8H878		EA		3									85	63
X2F 02653	5310-958-7500	WASHER, LOCK: HOUSING MTG (41226) 4347		EA		9									85	49
P F 0265	2920-888-8613	WINDING, MOTOR, FIELD (11083) 4M1839		EA		1	2	2	3	2	2	3	30	20	85	57
PF 02655	5310-010-3323	WASHER, LOCK: STARTER MTG (11083) 3B4508		EA		3									84	6
P F 02656		WIRING KIT (11083) 3L6655		EA		1	*	*	2	*	*	2	10	5		
X1 02657	5940-324-8176	CLIP, ELECTRICAL (11083) 2L9724		EA		3										
X1 02658	5940-423-9331	CLIP, LOOP (11083) 4B418		EA		8										
X1 02659	5340-423-9380	BUSHING, RUBBER (11083) 4B6029		EA		2										
X1 02660		MARKER (11083) IL9899		EA		1										
X1 02661		TERMINAL (11083) 2L8067		EA		5										
X1 02662		TERMINAL (11083) 2L8066		EA		4										
X1 02663		TERMINAL (11083) 2L8071		EA		2										
X1 02664		TERMINAL (11083) L38049		EA		3										
X1 02665		TERMINAL (11083) 2L8050		EA		3										
X1 02666		TERMINAL (11083) 2L8054		EA		4										

(1) SMR CODE INDEX NO.	(2) FEDERAL STOCK NUMBER	(3) DESCRIPTION	(4) UNIT OF ISSUE	(5) UNIT OF MEAS	(6) QTY INC IN UNIT	(7) 30 DAY DS MAINT ALLOWANCE			(8) 30-DAY GS MAINT ALLOWANCE			(9) 1-YR ALW PER 100 EQUIP CNTG CY	(10) DEPOT MAINT ALW PER 100 EQUIP	(11) ILLUSTRATION						
						(a)	(b)	(c)	(a)	(b)	(c)			(a)	(b)					
						1-20	21-50	51-100	1-20	21-50	51-100			FIGURE NO.	ITEM NO/					
		REFERENCE NO. & MFR. CODE																		
X1 02667		TERMINAL (11083) 2L8052	EA		1															
X1 02668		WIRE, ELECTRICAL: No. 10 AWG (11083) 682500	EA		11															
X1 02669		WIRE, ELECTRICAL: No. 6 AWG (11083) 6B2501	EA		11															
02670		0607 - INSTRUMENT OR ENGINE CONTROL PANEL																		
P O 02671		AMMETER (11083) 8M892	EA		1	*	*	2	*	*	2	10	3							
X20 02672		BRACKET (11083) 5L5845	EA																	
P O 02673	2910-999-3226	SWITCH, FUEL PRESSURE (11083) 2L3402	EA		1	*	*	2	*	*	2	10	5	71					1	
X20 02674		WIRE ASSEMBLY (11083) 5L3484	EA		1															
02675		0610 - SENDING UNITS AND WARNING SWITCHES																		
P O 02676		SENDING UNIT OIL PRESSURE (11083) 5L7450	EA		1	*	*	*	*	*	*	4	5							
P O 02677		SENDING UNIT WATER TEMP (11083) 5L7442	EA		1	*	*	*	*	1	*	4	5							
02678 02679		GROUP 47 - GAGES 4701 - INSTRUMENTS																		
O 02680	5306-063-5002	BOLT, MACHINE: HOUSING MTG (11083) 489365	EA		2														125	1
P O 02681		CABLE, ASSEMBLY, TACHOMETER DRIVE (11083) 5L7775	EA		1	*	*	*	*	*	*	3	*							

(1) SMR CODE INDEX NO.	(2) FEDERAL STOCK NUMBER	(3) DESCRIPTION  REFERENCE NO. & MFR. CODE      USABLE ON CODE		(4) UNIT OF ISSUE	(5) UNIT OF MEAS	(6) QTY INC IN UNIT	(7) 30 DAY DS MAINT ALLOWANCE			(8) 30-DAY GS MAINT ALLOWANCE			(9) 1-YR ALW PER 100 EQUIP CNTGCY	(10) DEPOT MAINT ALW PER 100 EQUIP	(11) ILLUSTRATION	
							(a)	(b)	(c)	(a)	(b)	(c)			(a)	(b)
							1-20	21-50	51-100	1-20	21-50	51-100			FIGURE NO.	ITEM NO/
P O 02682	6645-858-8220	GASKET: HOUSING MTG (11083) 9H2299	EA		1	*	*	*	*	*	*	2	100	125	8	
P O 02683	5330-948-6106	GASKET: HOUSING. MTG BOLTS (11083) 3F3132	EA		2	*	*	*	*	*	*	2	100	125	15	
P O		HOUSING, DRIVE ASSEMBLY, TACHOMETER (11083) 6L4772	EA		1	*	*	*	*	*	*	2	5	125		
X1 02685		BEARING, HOUSING (11083) 4L8089	EA		1									125	7	
X1 02686		BEARING, HOUSING (11083) 4L8088	EA		1									125	12	
X1 02687		FITTING, GREASE: TACHOMETER DRIVE HOUSING (11083) 1K6848	EA		1									125	6	
X1 02688		HOUSING ASSEMBLY: CABLE (11083) 4L8084	EA		1									125	2	
X1 02689		BEARING, HOUSING (11083) 4L8086	EA		1									125	3	
X1 02690		HOUSING ASSEMBLY (11083) 4L8087	EA		1									125	11	
x1 02691		BEARING, HOUSING (11083) 4L8086	EA		1									125	3	
X1 02692		SCREW, HOUSING (11083) IM2075	EA		1									125	10	
X1 02693		SHAFT ASSEMBLY DRIVE (11083) 4L8082	EA		1									125	4	
X1 02694		SHAFT ASSEMBLY DRIVE (11083) L8080	EA		1									125	9	
X1 02695	5340-948-6107	SHIM, HOUSING (11083) 4L8395	EA		7									125	5	
*P O 02696		TACHOMETER (11083) 5L9896	EA		1	*	*	*	*	*	*	2	3			

(1) SMR CODE INDEX NO.	(2) FEDERAL STOCK NUMBER	(3) DESCRIPTION  REFERENCE NO. & MFR. CODE      USABLE ON CODE		(4) UNIT OF ISSUE	(5) UNIT OF MEAS	(6) QTY INC IN UNIT	(7) 30 DAY DS MAINT ALLOWANCE			(8) 30-DAY GS MAINT ALLOWANCE			(9) 1-YR ALW PER 100 EQUIP CNTGCY	(10) DEPOT MAINT ALW PER 100 EQUIP	(11) ILLUSTRATION	
							(a)	(b)	(c)	(a)	(b)	(c)			(a)	(b)
							1-20	21-50	51-100	1-20	21-50	51-100			FIGURE NO.	ITEM NO/
02697		4703 - HOURMETER														
P O 02698		SERVICE METER: TIME TOTALIZING (11083) 3L8008	EA		1	*	*	*	*	*	*	2	3	125	14	
P O 02699		KIT, SERVICE METER, WINDOW (11083) 92382	EA		1	*	*	*	*	*	*	2	5			
P O 02700	2520-894-7299	PACKING, PREFORMED: SERVICE METER (11083) 9H6761 (COMPONENT or GASKET KIT, STOCK NO. (11083) 5S4048, SEE GROUP 0100 )	EA		1	*	*	*	*	*	*	2		125	13	
02701 02701A		GROUP 95 - GENERAL USE STANDARDIZED PARTS 9501 - BULK MATERIAL														
P O 02702	2920-711-0400	CABLE	FT			*	*	*	*	*	*	25	50			
P O 02703	4720-235-4128	HOSE, RUBBER	FT			*	*	*	*	*	*	100	200			
P O 02704	4720-287-4838	HOSE, RUBBER	FT			*	*	*	*	*	*	100	200			
P O 02705	4720-289-9625	HOSE, RUBBER	FT			*	*	*	*	*	*	100	200			
P O 02706	4720-374-8125	HOSE, RUBBER	FT			*	*	*	*	*	*	100	200			
P O 02707	4720-235-4119	HOSE, RUBBER	FT			*	*	*	*	*	*	100	200			
P O 02708	4710-277-5525	TUBE, COPPER	FT			*	*	*	*	*	*	25	50			
P O 02709	4710-277-5526	TUBE, COPPER	FT			*	*	*	*	*	*	25	50			
P O 02710	4710-277-5529	TUBE, COPPER	FT			*	*	*	*	*	*	25	50			



(1) SMR CODE INDEX NO.	(2) FEDERAL STOCK NUMBER	(3) DESCRIPTION  REFERENCE NO. & MFR. CODE      USABLE ON CODE		(4) UNIT OF ISSUE	(5) UNIT OF MEAS	(6) QTY INC IN UNIT	(7) 30 DAY DS MAINT ALLOWANCE			(8) 30-DAY GS MAINT ALLOWANCE			(9) 1-YR ALW PER 100 EQUIP CNTGCV	(10) DEPOT MAINT ALW PER 100 EQUIP	(11) ILLUSTRATION	
							(a)	(b)	(c)	(a)	(b)	(c)			(a)	(b)
							1-20	21-50	51-100	1-20	21-50	51-100			FIGURE NO.	ITEM NO/
P O 02711	4710-277-7748	TUBE, COPPER		FT			*	*	*	*	*	*	25	50		
P O 02712	4710-289-4107	TUBE, STEEL		FT			*	*	*	*	*	*	25	50		
P O 02713	4710-289-4109	TUBE, STEEL		FT			*	*	*	*	*	*	25	50		
P O 02714	9505-198-9105	WIRE		RL			*	*	*	*	*	*	2	1		
P H 02715	9505-198-9104	WIRE, STEEL		FT						*	*	*	10	25		

(1) SMR CODE INDEX NO.	(2) FEDERAL STOCK NUMBER	(3) DESCRIPTION  REFERENCE NO. & MER CODE      USABLE ON CODE	(4) UNIT OF ISSUE	(5) UNIT OF MEAS	(6) QTY INC IN UNIT	(7) 30 DAY DS MAINT ALLOWANCE			(8) 30-DAY GS MAINT ALLOWANCE			(9) 1-YR ALW PER 100 EQUIP CNTGCV	(10) DEPOT MAINT ALW PER 100 EQUIP	(11) ILLUSTRATION		
						(a)	(b)	(c)	(a)	(b)	(c)			(a)	(b)	
						1-20	21-50	51-100	1-20	21-50	51-100			FIGURE NO.	ITEM NO/	
02716		PART III														
02717		GROUP 02 - CLUTCH														
02718		0200 - CLUTCH ASSEMBLY														
X2H 02719	2520-930-8647	CLUTCH ASSEMBLY, FRICTION (77873) CLA931AB	EA		1											
P H 02720	2520-517-7662	GEAR, INTERNAL CLUTCH (77873) CL6059-1	EA		1				*	*	*	5	*	16	1	
P H 02721	2520-374-7256	HOUSING, CLUTCH (77873) CL8015-2	EA		1				*	*	*	5	*	16	4	
H 02722	5310-322-0775	NUT, CLUTCH ADJUSTING (77873) UCL824-1	EA		1											
X2H 02723	2520-652-9927	LOCK, ADJUSTING NUT (77873) CLB280	EA		1									16	30	
X2H 02724	2520-652-8532	PIN, ADJUSTING NUT (77873) CL8281	EA		1									16	13	
X2H 02725		PLATE, ADJUSTING NUT (77873) CL8279	EA		1									16	9	
X2H 02726		RING, ADJUSTING (77873) CL873CL8244-1	EA		1									16	31	
H 02727	5305-253-5626	SCREW DRIVE: ADJUSTING NUT (77873) CL884	EA		3									16	32	
H 02728	5305-984-6208	SCREW, MACHINE: ADJUSTING NUT (27315) 0660V073	EA		1									16	12	
P H 02729	2520-649-8531	SPRING, LOCK (77873) CL8282	EA		1				*	*	2	10	10	16	10	
H 02730	5310-043-2226	WASHER, LOCK: ADJUSTING NUT (27315) 3616V005	EA		1									16	11	
P H 02731	2520-430-1859	LINING, CLUTCH PLATE (77873) CL6954	EA		1				*	*	2	6	50	16	5	
P H 02732	3810-430-1887	PLATE ASSEMBLY, PRESSURE CLUTCH (77873) UCL18011	EA		1				*	*	2	6	50			

(1) SMR CODE INDEX NO.	(2) FEDERAL STOCK NUMBER	(3) DESCRIPTION  REFERENCE NO. & MER CODE      USABLE ON CODE	(4) UNIT OF ISSUE	(5) UNIT OF MEAS	(6) QTY INC IN UNIT	(7) 30 DAY DS MAINT ALLOWANCE			(8) 30-DAY GS MAINT ALLOWANCE			(9) 1-YR ALW PER 100 EQUIP CNTGCV	(10) DEPOT MAINT ALW PER 100 EQUIP	(11) ILLUSTRATION	
						(a)	(b)	(c)	(a)	(b)	(c)			(a)	(b)
						1-20	21-50	51-100	1-20	21-50	51-100			FIGURE NO.	ITEM NO/
X2H 02733	2520-797-4646	LEVER CLUTCH PLATE (77873) CL10036	EA		4									16	7
H 0273	5315-707-2383	PIN, CLUTCH LINK (77873) C0985	EA		4									16	34
X2H 02735	3820-390-8847	PLATE, PRESSURE (77873) CL8011	EA		1									16	33
X2H 02736	5340-664-6805	RING, RETAINING: CLUTCH PLATE (77873) CL7106	EA		4									16	8
X2H 02737	3810-765-6091	SPRING, HELICAL EXTENSION TENSIONS (77873) CL10385	EA		4									16	6
H 02738'	5305-527-4195	SCREW, CAP, HEXAGON HEAD: DRIVING RING	EA		8									16	3
H 02739	5310-012-0384	WASHER, LOCK: DRIVING RING (27315) 3615V011	EA		8									16	2
M H 02740		WIRE: DRIVING RING (27315) 15Z284 MANUFACTURE FROM:	EA		1									16	35
P H 02741	9505-596-1620	WIRE, STEEL (9 FT REQUIRED)	LB												
	02742	0202 - CLUTCH RELEASE MECHANISM													
X2O 02743		CONTROL, CABLE, CLUTCH (97562) 4SN252-118	EA		1									17	5
X2O 02744		CLEVIS, ROD END: FLEXIBLE CONTROL CABLE (27315) 6T1549	EA		2									17	12
O 02745	430-050-4208	FITTING, LUBRICATION: CABLE CONTROL (27315) 44Z1D10	EA		2									17	4
O 02746	4730-050-4208	FITTING, LUBRICATION: CLUTCH LUBRICATION TUBE (27315) 421ZD10	EA		1									16	29
X2H 02747	2520-392-4113	FORK, CLUTCH SHIFTER (77873) UPT724	EA		1									16	26

(1) SMR CODE INDEX NO.	(2) FEDERAL STOCK NUMBER	(3) DESCRIPTION  REFERENCE NO. & MER CODE      USABLE ON CODE	(4) UNIT OF ISSUE	(5) UNIT OF MEAS	(6) QTY INC IN UNIT	(7) 30 DAY DS MAINT ALLOWANCE			(8) 30-DAY GS MAINT ALLOWANCE			(9) 1-YR ALW PER 100 EQUIP CNTGCV	(10) DEPOT MAINT ALW PER 100 EQUIP	(11) ILLUSTRATION	
						(a)	(b)	(c)	(a)	(b)	(c)			(a)	(b)
						1-20	21-50	51-100	1-20	21-50	51-100			FIGURE NO.	ITEM NO/
P H 02748	4720-997-9968	HOSE ASSEMBLY, METAL (77873) PT1026-3	EA		1				*	*	*	5	*	16	28
H 02749	5310-655-7423	NUT, PLAIN HEXAGON: CLUTCH TUBE	EA		1										
H 02750	5315-606-7091	KEY, WOODRUFF: CLUTCH OPERATING SHAFT (77873) PT351	EA		2									16	23
X2O 02751		LEVER ASSEMBLY, CLUTCH (27315) 6P1533F1	EA		1										
P O 02752	3810-288-1885	BEARING: CLUTCH LEVER (27315) PT17	EA		1	2	3	5	2	3	5	60	100	17	14
X1 02753		LEVER, CLUTCH (27315) 6P1533	EA		1									17	15
X2H 027	2815-415-3815	LEVER, CLUTCH (77873) PT87	EA		1									16	19
X2O 02755		LEVER, H : CLUTCH CONTROL (27315) 6P1384	EA		1									17	9
O 02756	5310-167-1300	NUT, PLAIN HEXAGON: FLEXIBLE CONTROL CABLE (27315) 2065V003	EA		2									17	3
O 02757	5310-012-5913	NUT, PLAIN, HEXAGON: LEVER MTG	EA		1									17	1
O 02758	5315-209-7273	PIN, COTTER: CLUTCH HAND LEVER (27315) 2201V086	EA		2									17	6
H 02759	5315-276-5464	PIN, GROOVED, HEADED: CLUTCH RELEASE SLEEVE LINK (27873) CL6984	EA		4									16	15
O 02760	5315-013-8081	PIN, STRAIGHT, HEADED: CLUTCH CONTROL CABLE (27315) 19T365009	EA		2									17	1
O 02761	5315-234-1657	PIN, STRAIGHT, HEADED: CLUTCH CONTROL CABLE (27315) 2201V033	EA		2									17	10
O 02762	5315-276-4460	PIN, STRAIGHT, HEADED: CLUTCH CONTROL CABLE (27315) 919T117F9	EA		2										
X2O 02763		PIN, STRAIGHT. HEADLESS: CLUTCH HAND LEVER (27315) 19F59D40	EA		1									17	7

(1) SMR CODE INDEX NO.	(2) FEDERAL STOCK NUMBER	(3) DESCRIPTION  REFERENCE NO. & MER CODE      USABLE ON CODE	(4) UNIT OF ISSUE	(5) UNIT OF MEAS	(6) QTY INC IN UNIT	(7) 30 DAY DS MAINT ALLOWANCE			(8) 30-DAY GS MAINT ALLOWANCE			(9) 1-YR ALW PER 100 EQUIP CNTGCY	(10) DEPOT MAINT ALW PER 100 FOUIP	(11) ILLUSTRATION	
						(a)	(b)	(c)	(a)	(b)	(c)			(a)	(b)
						1-20	21-50	51-100	1-20	21-50	51-100			FIGURE NO.	ITEM NO/
P H 02764	5340-285-6782	RING: CLUTCH RELEASE SLEEVE LINK (77873) CL7107	EA		4					2	3	40	80	16	17
O 02765	5305-018-0181	SCREW, CAP HEXAGON HEAD: BEARING CARRIER (72452) P153	EA		6									17	3
H 02766	5305-043-2746	SCREW, CAP HEXAGON HEAD: CLUTCH LEVER (27315) 20T5462D8	EA		1									16	21
H 02767	5305-269-3213	SCREW, CAP, HEXAGON HEAD: FORK	EA		2									16	24
X2H 02768	2520-390-8843	SHAFT, STRAIGHT, CLUTCH RELEASE (77873) PT822	EA		1									16	22
P H 02769	3810-374-7279	SLEEVE ASSEMBLY, RELEASE (7-873) UCL6993A	EA		1				*	*	2	10	50		
X2H 02770	3010-430-1886	BEARING ASSEMBLY, RELEASE [A (77873) UCL7006	EA		2									16	18
H 02772	5306-268-5850	BOLT, WHINE: CLUTCH RELEASE BEARING (77873) CL7007	EA		2									16	20
H 02773	5310-950-0039	NUT, SELF-LOCKING, HEXAGON: CLUTCH RELEASE SEARING (72962) 29E064	EA		2									16	27
X2H 02774	2815-430-1884	SLEEVE ASSEMBLY, CLUTCH RELEASE (77873) UCL6993	EA		1										
P H 02775	2520-352-1329	LINK, CONNECTING (77813) CL7089	EA		8				*	2	2	16	40	16	16
H 02776	5315-276-5464	PIN GROOVED, HEADED: CLUTCH RELEASE SLEEVE (77873) CL6984	EA		4									16	15
X2H 02778	2815-341-4093	SLEEVE, CLUTCH RELEASE (77873) CL6993	EA		1									16	1
O 02779	5310-017-2811	WASHER, FLAT: CLUTCH HAND LEVER	EA		1									17	8
H 02780	5310-261-7340	WASHER, LOCK: FORK	EA		2									16	25

(1) SMR CODE INDEX NO.	(2) FEDERAL STOCK NUMBER	(3) DESCRIPTION  REFERENCE NO. & MER CODE      USABLE ON CODE	(4) UNIT OF ISSUE	(5) UNIT OF MEAS	(6) QTY INC IN UNIT	(7) 30 DAY DS MAINT ALLOWANCE			(8) 30-DAY GS MAINT ALLOWANCE			(9) 1-YR ALW PER 100 EQUIP CNTGCY	(10) DEPOT MAINT ALW PER 100 FOUIP	(11) ILLUSTRATION	
						(a)	(b)	(c)	(a)	(b)	(c)			(a)	(b)
						1-20	21-50	51-100	1-20	21-50	51-100			FIGURE NO.	ITEM NO/
H 02781	5310-012-0384	WASHER, LOCK: LEVER (27315) 3615V011	EA		1									16	2
O 02782	5310-042-4226	WASHER, LOCK: LEVER MTG GROUP 03	EA		1									17	2
02783		0306 - TANS, LINES, FITTINGS, HEADERS													
O 02784	4730-391-3771	ADAPTER STRAIGHT, PIPE TO ELBOW (79470) 48X4A	EA		1									24	34
O 32785	4730-266-0538	ADAPTER STRAIGHT PIPE TO TUBE: SHUTOFF COCK (79470) 48X6	EA		1									24	4
X2O 02786		BOLT: BUTTON HEAD. FUEL TANK MTG (27315) 20H1611D3	EA		4									24	27
X2O 02787	2930-961-1176	COCK, DRAIN (79470) 6825	EA		1	*	*	2	*	*	2	10	10	24	6
X2O 02788		CONDUIT, METAL, FLEXIBLE: FILTER TO INJECTOR TUBE (27315) 10-927P5	EA		1									24	1
X2O 02789		CONDUIT, METAL, FLEXIBLE: OVERFLOW PIPE (27315) 7-927P5	EA		1									24	32
O 02790	4730-249-1509	ELBOW, PIPE (27315) 2424V003	EA		1									24	7
O 02791	4730-253-4412	ELBOW, PIPE (27315) 2417V017	EA		1									24	35
X2O 02792		GUARD: SENDING UNIT (27315) 14T1005	EA		1									24	14
O 02793	5310-763-8920	NUT, PLAIN, HEXAGON;; FUEL TANK MTG (27315) 2045V007	EA		4									24	24
X2O 02794		PAD: FUEL TANK (27315) 18T5310	EA		4									24	26
X2O 02795		PIPE: OVERFLOW FUEL TANK (27315) 20T6460	EA		1									24	30
O 02796	5305-012-2108	SCREW, CAP, HEXAGON: GUARD MTG (27315) 0626V077	EA		2									24	15

(1) SMR CODE INDEX NO.	(2) FEDERAL STOCK NUMBER	(3) DESCRIPTION  REFERENCE NO. & MER CODE      USABLE ON CODE	(4) UNIT OF ISSUE	(5) UNIT OF MEAS	(6) QTY INC IN UNIT	(7) 30 DAY DS MAINT ALLOWANCE			(8) 30-DAY GS MAINT ALLOWANCE			(9) 1-YR ALW PER 100 EQUIP CNTGCV	(10) DEPOT MAINT ALW PER 100 EQUIP	(11) ILLUSTRATION	
						(a)	(b)	(c)	(a)	(b)	(c)			(a)	(b)
						1-20	21-50	51-100	1-20	21-50	51-100			FIGURE NO.	ITEM NO/
X20 02796A		TANK ASSEMBLY, FUEL (27315) 27N1078F1	EA		1										
X20 02796B		CAP, ASSEMBLY: FUEL TANK FILLER (27315) 20T6432	EA		1										
P O 02797	2910-066-1247	CAP: FUEL TANK FILLER (27315) 20T6432	EA		1	*	*	*	*	*	*	5	*	24	11
M O 02798		CHAIN: FUEL TANK FILLER CAP  MANUFACTURE FROM:	EA		1									24	8
P O 02799	4010-228-9943	CHAIN, WELDLESS STEEL (18 IN. REQUIRED)	FT			SEE GRP 9501									
O 02800	5315-849-9854	PIN, COTTER: FUEL TANK FILLER CAP (27315) 2201V065	EA		1									24	9
O 02801	5310-044-6548	WASHER, FLAT: FUEL TANK FILLER (27315) 3612V002	EA		2									24	10
X20 02802	4820-849-1220	COCK, DRAIN: FUEL TANK (79470) 145	EA		1									24	21
X20 02803		FILTER: FUEL TANK FILLER (27315) 20T6440	EA		1									24	29
X20 02804		GASKET: FUEL TANK (27315) 20T6431	EA		1									24	28
O 02805	4730-236-0127	PLUG, PLUG: FUEL TANK (27315) 2074871	EA		1									24	23
O 02806	5305-988-1727	SCREW, MACHINE: FILTER TO TANK (27315) 0660V114	EA		6									24	12
X20 02807		TANK, FUEL (27315) 27N1078	EA		1									24	22
O 02808	5310-543-2705	WASHER, LOCK: FUEL FILTER MTG (27315) 3616V007	EA		6									24	13

(1) SMR CODE INDEX NO.	(2) FEDERAL STOCK NUMBER	(3) DESCRIPTION  REFERENCE NO. & MER CODE      USABLE ON CODE	(4) UNIT OF ISSUE	(5) UNIT OF MEAS	(6) QTY INC IN UNIT	(7) 30 DAY DS MAINT ALLOWANCE			(8) 30-DAY GS MAINT ALLOWANCE			(9) 1-YR ALW PER 100 EQUIP CNTGCY	(10) DEPOT MAINT ALW PER 100 EQUIP	(11) ILLUSTRATION		
						(a)	(b)	(c)	(a)	(b)	(c)			(a)	(b)	
						1-20	21-50	51-100	1-20	21-50	51-100			FIGURE NO.	ITEM NO/	
MO 02809		TUBE ASSEMBLY: FILTER TO INJECTOR (27315) 11-927P5 MANUFACTURE FROM:	EA		1											
O 02810	4730-011-8539	NUT: TUBE COUPLING (79470) 41X6	EA		2									24		3
PO 02811	4710-277-5527	TUBE, COPPER (7 FT REQUIRED)	FT		SEE GRP 9501									24		2
MO 02812		TUBE ASSEMBLY: OVERFLOW PIPE  MANUFACTURE FROM:	EA		1											
O 02813	4730-011-8537	NUT: TUBE COUPLING (79470) 41X4	EA		2									24		31
PO 02814	4710-277-5525	TUBE, COPPER (7 FT 9 IN. REQUIRED)	FT		SEE GRP 9501									24		33
PO 02815	4820-274-5109	VALVE, CHECK (79470) 43X6	EA		1	*	*	*	*	*	*	5	*	24		5
O 02816	5310-010-3325	WASHER, LOCK: FULL TANK MTG (27315) 3615V013	EA		4									24		25
O 02817	5310-584-5272	WASHER, LOCK: GUARD MTG (27315) 3615V011	EA		2									24		16
02818		0312 - ACCELERATOR, THROTTLE OR CHOKE CONTROLS														
O 02819	5306-680-6004	BOLT: CONTROL BRACKET	EA		1									29		6
O 02820	5306-225-9093	BOLT, MACHINE: GOVERNOR CONTROL HANDLE (27315) 0626V025	EA		1									28		9
X2O 02821		BRACKET ASSEMBLY: CONTROL (27315) 16T1394F1	EA		3											
O 02822	5306-225-9093	BOLT, MACHINE: BRACKET CONTROL CABLE	EA		1									28		1
X2O 02823		BRACKET: CONTROL (27315) 16T1394	EA		3									28		3



(1) SMR CODE INDEX NO.	(2) FEDERAL STOCK NUMBER	(3) DESCRIPTION  REFERENCE NO. & MFR CODE      USABLE ON CODE	(4) UNIT OF ISSUE	(5) UNIT OF MEAS	(6) QTY INC IN UNIT	(7) 30 DAY DS MAINT ALLOWANCE			(8) 30-DAY GS MAINT ALLOWANCE			(9) 1-YR ALW PER 100 EQUIP CNTGCY	(10) DEPOT MAINT ALW PER 100 EQUIP	(11) ILLUSTRATION	
						(a)	(b)	(c)	(a)	(b)	(c)			(a)	(b)
						1-20	21-50	51-100	1-20	21-50	51-100			FIGURE NO.	ITEM NO/
O 02824	5310-012-0368	NUT, PLAIN, HEXAGON: BRACKET CONTROL CABLE (27315) 2049V002	EA		1									28	5
O 02&5	5310-012-0214	WASHER, LOCK: BRACKET CONTROL CABLE AND BOLT (27315) 3616V008	EA		2									28	X
X2O 02826		BRACKET: CONTROL STOP (27315) 16T1584	EA		1									29	4
X2O 02827		BRACKET: GOVERNOR CONTROL (27315) 16P1240	EA		1									28	21
X2O 02828		BRACKET: GOVERNOR CONTROL CABLE (27315) 16T1613	EA		1									28	2
X2O 02829		CLAMP: CONTROL TUBE (89923) 14066	EA		1										
O 02830	5340-959-8393	CLAMP, LOOP (33544) TC174TYPE51	EA		1										
X2O 02831	5340-254-4641	CLEVIS, ROD END: FLEXIBLE GOVERNOR CONTROL CABLE (71177) 2	EA		2									28	17
P O 02832	2990-084-2963	CONTROL ASSEMBLY, PUSH-PULL (27315) 6Z102D7	EA		1	*	*	2	*	*	2	6	10	29	3
P O 02833	2990-980-5098	CONTROL ASSEMBLY, PUSH-PULL (97562) 4SN125-144	EA		1	*	*	2	*	*	2	6	10	28	19
X2O 02834		HANDLE: GOVERNOR CONTROL (27315) 6P7	EA		1									28	11
X2O 02835		LEVER: GOVERNOR CONTROL RELEASE (27315) 6T1228	EA		1									24	23
O 02836	5310-584-5005	NUT: GOVERNOR CONTROL LEVER SCREW (27315) 2045V001	EA		1									28	13
P O 02837	2910-718-4201	NUT, INJECTOR ADJUSTING (89923) 10430	EA		1	*	*	2	*	*	2	10	10		
O 02838	5310-012-0376	NUT, PLAIN, HEXAGON: CONTROL BRACKET	EA		1									29	2

(1) SMR CODE INDEX NO.	(2) FEDERAL STOCK NUMBER	(3) DESCRIPTION  REFERENCE NO. & MER CODE      USABLE ON CODE	(4) UNIT OF ISSUE	(5) UNIT OF MEAS	(6) QTY INC IN UNIT	(7) 30 DAY DS MAINT ALLOWANCE			(8) 30-DAY GS MAINT ALLOWANCE			(9) 1-YR ALW PER 100 EQUIP CNTGCV	(10) DEPOT MAINT ALW PER 100 EQUIP	(11) ILLUSTRATION	
						(a)	(b)	(c)	(a)	(b)	(c)			(a)	(b)
						1-20	21-50	51-100	1-20	21-50	51-100			FIGURE NO.	ITEM NO/
O 02839	5310-297-8836	NUT PLAINS, HEXAGON: FLEXIBLE GOVERNOR CONTROL CABLE CLEVIS (27315) 2065V001	EA		2									28	18
O 02840	5310-012-0376	NUT, PLAIN, HEXAGON: GOVERNOR CONTROL HANDLE BOLT (27315) 2045V002	EA		1									28	25
O 02841	5310-012-1932	NUT, PLA IN, HEXAGON: QUADRANT MTG (27315) 2045V003	EA		2									28	26
O 02842	5315-839-2325	PIN, COTTER (27315) 2201V002	EA		1									28	15
O 02843	5315-845-5232	PIN, STRAIGHT, HEADED: FLEXIBLE CONTROL CABLE CLEVIS	EA		1									28	16
O 02844	5315-316-0652	PIN, STRAIGHT, HEADLESS (71077) 32	EA		2										
X2O 02845	3810-374-0646	QUADRANT: ROLLER SHAFT (27315) 18T3813	EA		1									28	7
X2O 02846	2815-214-2083	ROLLER: GUIDE ACTIVATING L EVER (27315) 13T249	EA		1									28	10
O 62847	5305-269-3217	SCREW, CAP, HEXAGON HEAD: QUADRANT MTG (27315) 0626V046	EA		2									28	6
O 02848	5305-269-2800	SCREW, CAP, HEXAGON HEAD: SHUTDOWN CABLE (89923) 14564	EA		1										
O 02849	5305-988-1727	SCREW, MACHINE: GOVERNOR CONTROL LEVER (27315) 0660V114	EA		1									28	22
X2O 02850		SHAFT ASSEMBLY: GOVERNOR CONTROL (27315) 10T1107F1	EA		1									28	14
X2O 02851		KEY, MACHINE: GOVERNOR CONTROL SHAFT (27315) 20H137201	EA		1									28	8
X2O 02852		SPACER: CONTROL BRACKET AND, QUADRANT (27315) 18T4204	EA		2									28	20
P O 02853	2990-597-5970	SPRING, HELICAL, COMPRESSION: GOVERNOR CONTROL LEVER (70386) 17T233	EA		1	*	*	2	*	*	2	6	10	28	12

(1) SMR CODE INDEX NO.	(2) FEDERAL STOCK NUMBER	(3) DESCRIPTION  REFERENCE NO. & MER CODE      USABLE ON CODE	(4) UNIT OF ISSUE	(5) UNIT OF MEAS	(6) QTY INC IN UNIT	(7) 30 DAY DS MAINT ALLOWANCE			(8) 30-DAY GS MAINT ALLOWANCE			(9) 1-YR ALW PER 100 EQUIP CNTGCV	(10) DEPOT MAINT ALW PER 100 FOUIP	(11) ILLUSTRATION	
						(a)	(b)	(c)	(a)	(b)	(c)			(a)	(b)
						1-20	21-50	51-100	1-20	21-50	51-100			FIGURE NO.	ITEM NO/
X2O 02854	5340-254-2889	STRAP, RETAINING: FLEXIBLE CABLE. GOVERNOR CONTROL (24981) 8241	EA		15									29	5
O 02855	5310-010-3320	WASHER, LOCK: CONTROL BRACKET	EA		1									29	1
O 02856	5310-012-021)	WASHER, LOCK: GOVERNOR CONTROL HANDLE BOLT (27315) 3616V008	EA		1									28	4
O 02857	5310-543-2705	WASHER, LOCK: GOVERNOR CONTROL LEVER SCREW (27315) 3616V007	EA		1									28	24
O 02858	5310-543-2705	WASHER, LOCK: QUADRANT MTG (27315) 3616V009	EA		2									28	27
O 02859	5310-012-0382	WASHER, LOCK: SHUTDOWN CABLE (89923) 10940	EA		1										
02860		GROUP 06 0606 - ENGINE SAFETY CONTROLS													
O 02861	4730-289-2830	BUSHING, PIPE: PRESSURE SWITCH (89923) 13407	EA		1									88	4
O 02862	4730-289-2830	BUSHING, PIPE: THERMOSTAT SWITCH (89923) 23036	EA		1									88	9
O 02863	4730-010-5422	ELBOW PIPE: PRESSURE SWITCH (89923) 16446	EA		1									88	3
X2O 02864		GASKET: GOVERNOR TO DRIVE (89923) 25852	EA		1									34	14
P O 02865	2990-652-9926	GOVERNOR, DIESEL ENGINE (77260) GC3031	EA		1	*	*	2	*	*	2	6	5	34	15
X2F 02866	2990-976-9151	BASE: GOVERNOR (77260) G11454-2	EA		1									87	4
P F 02867	3110-157-3732	BEARING, BALL: THRUST (77260) X3207A	EA		1	*	*	2	*	*	2	6	10	87	13
P F 02868	2930-080-3548	BEARING, SLEEVE (77260) X2717	EA		1	*	*	2	*	*	2	6	10	87	5
P F 02869	3120-383-3833	BEARING: SLEEVE (77260) C3168	EA		1	*	*	2	*	*	2	6	10	87	44

(1) SMR CODE INDEX NO.	(2) FEDERAL STOCK NUMBER	(3) DESCRIPTION  REFERENCE NO. & MFR CODE      USABLE ON CODE	(4) UNIT OF ISSUE	(5) UNIT OF MEAS	(6) QTY INC IN UNIT	(7) 30 DAY DS MAINT ALLOWANCE			(8) 30-DAY GS MAINT ALLOWANCE			(9) 1-YR ALW PER 100 EQUIP CNTGCV	(10) DEPOT MAINT ALW PER 100 FOUIP	(11) ILLUSTRATION	
						(a)	(b)	(c)	(a)	(b)	(c)			(a)	(b)
						1-20	21-50	51-100	1-20	21-50	51-100			FIGURE NO.	ITEM NO/
P F 02870	2990-976-0853	BEARING, SLEEVE: GOVERNOR THRUST (77206) G10532	EA		1	*	*	2	*	*	2	6	10	87	12
X1 02871	2990-966-2029	BODY ASSEMBLY: GOVERNOR (77260) A3831	EA		1									87	39
P F 02872	2990-811-9703	BEARING, SLEEVE (77260) X2710	EA		1	*	*	2	*	*	2	6	10	87	28
X1 02873		BODY: GOVERNOR (77260) G9021-72	EA		1										
F 02874	5306-533-6083	BOLT, EYE: GOVERNOR CONTROL (77260) G8748-1	EA		1									87	20
X2F 02875	2990-976-0853	BRACKET: GOVERNOR (77260) G10709	EA		1									87	34
X2F 02876	2990-976-0855	BRACKET, STOP: GOVERNOR (77260) G12283	EA		1									87	41
P F 02877	2990-533-5227	BUSHING, CLOSED END: SLEEVE (77260) X2711	EA		1	*	*	2	*	*	2	6	10	87	38
X2F 02878	5340-527-1789	CLIP: RETAINING RING (77260) X2121	EA		4									87	8
X2F 02879	2990-976-0859	CONNECTOR: BEARING SLEEVE (77260) G6295-2	EA		1									87	45
P F 02880	2990-812-1706	GASKET: BODY TO BASE (77260) X2284	EA		1	*	*	2	*	*	2	10	100	87	6
X2 02881	2990-976-0854	LEVER, SPRING ADJUSTING (77260) G12221	EA		1									87	16
X2F 02882	2990-560-1962	LEVER: THROTTLE CONTROL (77260) A6295	EA		1									87	40
F 02883	5315-423-3924	NAIL: ESCUTCHEON (77260) X455	EA		2	SEE GRP 2210									
F 02884	5310-012-0361	NUT, PLAIN, HEXAGON: GOVERNOR (77260) X257	EA		2									87	24
F 02885	5310-655-9882	NUT, PLAIN, HEXAGON: GOVERNOR (77260) X246-3	EA		2									87	22

(1) SMR CODE INDEX NO.	(2) FEDERAL STOCK NUMBER	(3) DESCRIPTION  REFERENCE NO. & MER CODE      USABLE ON CODE	(4) UNIT OF ISSUE	(5) UNIT OF MEAS	(6) QTY INC IN UNIT	(7) 30 DAY DS MAINT ALLOWANCE			(8) 30-DAY GS MAINT ALLOWANCE			(9) 1-YR ALW PER 100 EQUIP CNTGCY	(10) DEPOT MAINT ALW PER 100 EQUIP	(11) ILLUSTRATION	
						(a)	(b)	(c)	(a)	(b)	(c)			(a)	(b)
						1-20	21-50	51-100	1-20	21-50	51-100			FIGURE NO.	ITEM NO/
F 02886	5310-276-3420	NUT, PLAIN, HEXAGON: LEVER (77260) X1790	EA		1									87	42
X2F 02887	2990-856-4291	NUT: YOKE TO ROCKER SHAFT (77260) X1811	EA		1									87	18
P F 02888	2990-599-6285	PACKING, PREFORMED: GOVERNOR BODY (77260) X1565	EA		1	*	*	2	*	*	2	10	100	87	27
F 02889	5315-840-0907	PIN, SPRING: ADJUSTING LEVER (77260) X2607	EA		1									87	19
X2F 02890	2990-205-0749	PLATE: IDENTIFICATION DIESEL GOVERNOR (77260) X1244-1	EA		1	SEE GRP 2210									
X2F 02891	5340-598-8580	RING: RETAINING (77260) X1923	EA		1									87	46
X2F 02892	5340-528-1217	RING: RETAINING (77260) X2953	EA		1									87	35
X2F 02893	2815-375-2782	RING, WEIGHT STOP: RETAINING (77260) X1928	EA		1									87	1
F 02890	5305-533-6089	SCREW, CAP, HEXAGON HEAD: GOVERNOR (77260) X912-1	EA		2									87	25
F 02895	5305-559-9202	SCREW: LEVER (77260) X3895	EA		1									87	29
F 02896	5305-013-1919	SCREW, MACHINE: GOVERNOR (77260) X1660-1	EA		2									87	33
F 02897	5305-022-8288	SCREW, MACHINE: GOVERNOR (77260) X1698	EA		2									87	30
F 02898	5305-059-3677	SCREW, MACHINE. GOVERNOR (77260) X1619	EA		2									87	37
F 02899	5305-976-0884	SCREW, MACHINE: YOKE ROCKER SHAFT (77260) X1789	EA		2									87	14
P F 02900	5330-193-2828	SEAL, PLAIN, ENCASED: GOVERNOR (77260) X695	EA		2	*	2	2	*	2	2	20	200	87	3
X2F 02901	2990-533-4064	SHAFT: ROCKER ARM (77260) G14313	EA		1									87	23

(1) SMR CODE INDEX NO.	(2) FEDERAL STOCK NUMBER	(3) DESCRIPTION  REFERENCE NO. & MFR. CODE      USABLE ON CODE	(4) UNIT OF ISSUE	(5) UNIT OF MEAS	(6) QTY INC IN UNIT	(7) 30 DAY DS MAINT ALLOWANCE			(8) 30-DAY GS MAINT ALLOWANCE			(9) 1-YR ALW PER 100 EQUIP CNTGCTY	(10) DEPOT MAINT ALW PER 100 EQUIP	(11) ILLUSTRATION	
						(a)	(b)	(c)	(a)	(b)	(c)			(a)	(b)
						1-20	21-50	51-100	1-20	21-50	51-100			FIGURE NO.	ITEM NO/
P F 02902	2990-976-0851	SPIDER AND SHAFT ASSEMBLY: GOVERNOR CONTROL (77260) A652	EA		1	*	*	*	*	*	*	2	5	87	11
X1 02903		SHAFT: GOVERNOR DRIVE (77260) G13766	EA		1										
X1 02904		SPIDER: GOVERNOR (77260) G9573-1	EA		1										
P F 02905	2990-097-2568	SPRING, HELICAL, EXTENSION: GOVERNOR (77260) SN5	EA		1	*	*	2	*	*	2	6	10	87	21
X2F 02906	2990-976-0856	STUD, BODY: GOVERNOR BODY (77260) X12400	EA		1									87	43
P F 02907	5930-837-6565	SWITCH: SENSITIVE (77260) X2099	EA		1	*	*	2	*	*	2	6	10	87	31
F 02908	5310-950-0690	WASHER, FLAT: ADJUSTING LEVER (77260) X2329	EA		1									87	17
F 02909	5310-639-4977	WASHER, FLAT: BODY TO BASE (77260) X2308	EA		1									87	26
F 02910	5310-275-6670	WASHER, FLAT: DRIVE SHAFT (77260) X754	EA		1									87	2
F 02911	5310-532-9565	WASHER, LOCK: GOVERNOR (77260) X1013	EA		2									87	36
F 02912	5310-364-7664	WASHER, SHAKE PROOF: GOVERNOR (77260) X596	EA		2									87	32
P F 02913	2990-533-5548	WASHER: THRUST (77260) G12259	EA		1	*	*	*	*	*	*	3	5	87	7
X2F 02914	2990-976-0860	WEIGHT GOVERNOR: (77260) G8690	EA		2									87	10
X2F 02915	2990-733-4952	WEIGHT PI GOVERNOR WEIGHT (77260) G8897	EA		2									87	9
X2F 02916	2990-533-4852	YOKE: GOVERNOR THRUST (77260) G939	EA		1									87	15
0 02917	4730-277-5575	NIPPLE, PIPE: PRESSURE SWITCH (89923) 13737	EA		2									87	5

(1) SMR CODE INDEX NO.	(2) FEDERAL STOCK NUMBER	(3) DESCRIPTION  REFERENCE NO. & MER CODE      USABLE ON CODE	(4) UNIT OF ISSUE	(5) UNIT OF MEAS	(6) QTY INC IN UNIT	(7) 30 DAY DS MAINT ALLOWANCE			(8) 30-DAY GS MAINT ALLOWANCE			(9) 1-YR ALW PER 100 EQUIP CNTGCV	(10) DEPOT MAINT ALW PER 100 FOUQP	(11) ILLUSTRATION	
						(a)	(b)	(c)	(a)	(b)	(c)			(a)	(b)
						1-20	21-50	51-100	1-20	21-50	51-100			FIGURE NO.	ITEM NO/
P O 02918	5930-509-0163	SWITCH: PRESSURE (89923) 23134	EA		2	*	*	2	*	*	2	6	6	88	1
P O 02919	5930-779-6001	SWITCH THERMOSTATIC (89923) 23135	EA		1	*	*	2	*	*	2	6	6	88	7
O 02920	4730-249-2028	TEE, PIPE: PRESSURE SWITCH (89923) 13849	EA		1									88	6
02921		0607 - INSTRUMENT OR ENGINE CONTROL PANEL													
X2O 02922		BRACKET: ELECTRICAL CONDUIT (27315) 16T1609	EA		1									91	33
P O 02923	5975-614-9400	BUSHING, ELECTRICAL (77660) 5291598	EA		5	*	2	2	*	2	2	20	30	90	13
P O 02924	5925-026-4767	CIRCUIT BREAKER (82047) C9115-5-15	EA		4	2	2	3	2	2	3	24	20	89	26
P O 02925	5935-577-0377	CONNECTOR, ELECTRICAL PLUG (77060) 8338560	EA		7	*	2	2	*	2	2	20	30	90	17
P O 02926	5935-577-0377	CONNECTOR, PLUG, ELECTRICAL (77060) 8338560 (INITIALLY SHOWN AS INDEX No. 02925)	EA		2	*	*	2	*	*	2	7	10	88	2
X2O 02927		CONTROL BOX: INSTRUMENT PANEL MTG (27315) 14N860	EA		1										
X2O 02928		COVER: CONTROL BOX (27315) 14T1001	EA		1									91	25
X2O 02929		GASKET: TRANSMITTER (27315) 20T6430	EA		1									24	20
P O 02930	6680-807-9974	INDICATOR: LIQUID QUANTITY (98738) 505C	EA		1	*	*	2	*	*	2	6	10	90	8
P O 02931	6685-514-4670	INDICATOR: PRESSURE (98736) 5058	EA		1	*	*	2	*	*	2	6	10	90	7
P O 02932	6680-544-7869	INDICATOR: TEMPERATURE (98738) 505A	EA		1	*	*	2	*	*	2	6	10	90	1

(1) SMR CODE INDEX NO.	(2) FEDERAL STOCK NUMBER	(3) DESCRIPTION  REFERENCE NO. & MER CODE      USABLE ON CODE	(4) UNIT OF ISSUE	(5) UNIT OF MEAS	(6) QTY INC IN UNIT	(7) 30 DAY DS MAINT ALLOWANCE			(8) 30-DAY GS MAINT ALLOWANCE			(9) 1-YR ALW PER 100 EQUIP CNTGCV	(10) DEPOT MAINT ALW PER 100 FOUIP	(11) ILLUSTRATION	
						(a)	(b)	(c)	(a)	(b)	(c)			(a)	(b)
						1-20	21-50	51-100	1-20	21-50	51-100			FIGURE NO.	ITEM NO/
X2O 02933		LAMPHOLDER (13445) 2611SC	EA		2									90	4
P O 02934	6240-019-0877	LAMP, INCANDESCENT (24455) 1251	EA		4	2	4	7	2	4	7	84	90	91	4
P O 02935	6210-740-0230	LIGHT, PANEL (24455) 313	EA		2	3	6	12	3	6	12	140	30	90	3
X2O 02936	6220-643-0339	LIGHT PANEL DASH (13445) DL21	EA		2									91	5
X2O 02937		LIGHT, PANEL: NOT (13445) PL21G	EA		1									90	2
X2O 02938		LIGHT, PANEL: LOW (13445) PL21C	EA		1									90	5
P O 02939	6625-519-0072	METER, ARBITRARY SCALE (98738) 504A	EA		1	*	*	2	*	*	2	6	10	90	9
X2O 02940		MOUNT: RESILIENT (76005) 100PD10	EA		7									91	8
O 02941	5310-012-0614	NUT, PLAIN , HEXAGON: CONNECTOR	EA		4									91	28
O 02942	5310-763-8920	NUT, PLAIN, HEXAGON: CONTROL BOX	EA		3										
O 02943	5310-012-0622	NUT, PLAIN, HEXAGON: RESILIENT MOUNT (27315) 203B004	EA		7									91	16
O 02944	5301-013-4530	NUT, PLAIN, HEXAGON: RESILIENT MOUNT	EA		14									91	14
O 02945	5310-022-0071	NUT, PLAIN, HEXAGON: TACHOMETER BRACKET (27315) 2045V003	EA		4										
P O 02945	5310-022-0071	NUT, PLAIN, HEXAGON: TACHOMETER BRACKET (27315) 2045V003	EA		4										
O 02946	5310-584-5005	NUT, PLAIN HEXAGON: TACHOMETER BRACKET (27315) 2045V001	EA		6									91	27
X2O 02947		PANEL: INSTRUMENT (27315) 14P1284	EA		1									90	6



(1) SMR CODE INDEX NO.	(2) FEDERAL STOCK NUMBER	(3) DESCRIPTION  REFERENCE NO. & MER CODE      USABLE ON CODE	(4) UNIT OF ISSUE	(5) UNIT OF MEAS	(6) QTY INC IN UNIT	(7) 30 DAY DS MAINT ALLOWANCE			(8) 30-DAY GS MAINT ALLOWANCE			(9) 1-YR ALW PER 100 EQUIP CNTGCV	(10) DEPOT MAINT ALW PER 100 EQUIP	(11) ILLUSTRATION		
						(a)	(b)	(c)	(a)	(b)	(c)			(a)	(b)	
						1-20	21-50	51-100	1-20	21-50	51-100			FIGURE NO.	ITEM NO/	
X1 02948		BRACKET: MTG WELDED (27315) 16T1588	EA		2											
X2O 02949		PANEL: INSTRUMENT. TACHOMETER (27315) 16T1606	EA		1									91	19	
X2O 02950		PANEL: INSTRUMENT, TACHOMETER (27315) 16T1607	EA		1									91	6	
P O 02951	5935-967-6035	PLUG, ELECTRICAL (77060) 8338568	EA		16	*	2	2	*	2	2	20	50	89	9	
P O 02952	5935-967-6035	PLUG: INDICATOR (77060) 8338568 (INITIALLY SHOWN AS INDEX No. 02951)	EA		2	*	*	2	*	*	2	6	10	90	10	
O 02953	4730-834-4941	REDUCER, PIPE (30327) 120B	EA		1									88	10	
O 02954	5305-012-8705	SCREW, CAP HEXAGON HEAD: CONTROL BOX (27315) 0609V160	EA		3											
O 02955	5305-225-3839	SCREW, CAP HEXAGON HEAD: PANEL TO BRACKET (27315) 0626V006	EA		2									91	12	
O 02956	5305-269-3204	SCREW, CAP HEXAGON HEAD: TACHOMETER BRACKET (27315) 0609V054	EA		4											
O 02957	5305-043-6693	SCREW, MACHINE: CONTROL PANEL (27315) 860V053	EA		2									89	4	
O 02958	5305-984-6194	SCREW, MACHINE: CONTROL PANEL (27315) 0860V057	EA		8									89	27	
O 02959	5305-988-1723	SCREW, MACHINE: COVER TO CONTROL BOX (27315) 0660v109	EA		7									91	24	
O 02960	5305-013-2705	SCREW, MACHINE: RESILIENT MOUNT (27315) 0660V039	EA		14									91	10	
O 02961	5305-013-2776	SCREW, MACHINE: RESILIENT MOUNT (27315) 0660V060	EA		7									91	9	
O 02962	5305-988-1727	SCREW, MACHINE: SHUNT (27315) 0660V114	EA		2									91	20	
O 02963	5305-988-1725	SCREW, MACHINE: TACHOMETER BRACKET (27315) 0664V112	EA		2									91	29	

(1) SMR CODE INDEX NO.	(2) FEDERAL STOCK NUMBER	(3) DESCRIPTION  REFERENCE NO. & MFR. CODE      USABLE ON CODE		(4) UNIT OF ISSUE	(5) UNIT OF MEAS	(6) QTY INC IN UNIT	(7) 30 DAY DS MAINT ALLOWANCE			(8) 30-DAY GS MAINT ALLOWANCE			(9) 1-YR ALW PER 100 EQUIP CNTGCTY	(10) DEPOT MAINT ALW PER 100 EQUIP	(11) ILLUSTRATION	
							(a)	(b)	(c)	(a)	(b)	(c)			(a)	(b)
							1-20	21-50	51-100	1-20	21-50	51-100			FIGURE NO.	ITEM NO/
O 02964	5305-984-6193	SCREW, MACHINE: TOGGLE SWITCH MTG (27315) 0860V055		EA		10									89	2
O 02965	5305-984-6211	SCREW, MACHINE: TRANSMITTER MTG (27315) 0660V077		EA		5									24	17
X2O 02966	5935-971-9186	SHELL, ELECTRICAL CONNECTOR (77060) 5291593		EA		4									90	16
P O 02967	2920-350-4878	SHUNT, INSTRUMENT (98739) 407616		EA		1	*	*	2	*	*	2	6	7	91	22
P O 02968	5930-302-0803	SWITCH: PUSH STARTER (35510) 140SS		EA		1	*	*	*	*	*	*	5	10	91	30
P O 02969	5930-649-9411	SWITCH: ROTARY (80883) H12186		EA		1	*	*	*	*	*	*	5	10	89	13
P O 02971	5930-241-8921	SWITCH, TOGGLE (15605) 7321K3		EA		1	*	*	*	*	*	*	5	10	91	31
P O 02972	5930-296-6318	SWITCH, TOGGLE (96193) 29WP511ACM		EA		4	2	2	3	2	2	3	24	20	89	7
X2O 02973	5910-204-7812	TERMINAL, LUG (77860) S8-7		EA		2									90	12
X2O 02974	5940-05-7106	TERMINAL, LUG		EA		20									90	15
X2O 02975	5940-501-7669	TERMINAL, LUG (89110) 33457		EA		16									85	17
X2O 02976		TERMINAL, LUG (77860) S8-29		EA		2									89	14
P O 02977	6680-551-1641	TRANSMITTER: LIQUID FUEL (98738) 507J		EA		1	*	*	*	*	*	*	5	10	24	19
P O 02978	6620-741-6303	TRANSMITTER, PRESSURE (57733) 605B		EA		1	*	*	*	*	*	*	5	10	88	11
P O 02979	6605-802-3993	TRANSMITTER, WATER TEMPERATURE (57733) 506A		EA		1	*	*	*	*	*	*	5	10	88	8
O 02980	5310-285-1527	WASHER, FLAT: SNUBBING (76005) J2049-1		EA		7									91	7

(1) SMR CODE INDEX NO.	(2) FEDERAL STOCK NUMBER	(3) DESCRIPTION  REFERENCE NO. & MER CODE      USABLE ON CODE	(4) UNIT OF ISSUE	(5) UNIT OF MEAS	(6) QTY INC IN UNIT	(7) 30 DAY DS MAINT ALLOWANCE			(8) 30-DAY GS MAINT ALLOWANCE			(9) 1-YR ALW PER 100 EQUIP CNTGCY	(10) DEPOT MAINT ALW PER 100 EQUIP	(11) ILLUSTRATION	
						(a)	(b)	(c)	(a)	(b)	(c)			(a)	(b)
						1-20	21-50	51-100	1-20	21-50	51-100			FIGURE NO.	ITEM NO/
O 02981	5310-044-6548	WASHER, FLAT: TACHOMETER BRACKET	EA		4										
O 02982	5310-010-3325	WASHER, LOCK: CONTROL BOX (27315) 3615V013	EA		3										
O 02983	5310-012-0380	WASHER, LOCK: COVER TO CONTROL BOX	EA		7								91	23	
O 02984	5310-013-8530	WASHER, LOCK: RESILIENT MOUNT (27315) 18H4146D6	EA		7								91	15	
O 02985	5310-012-0380	WASHER, LOCK: TACHOMETER BRACKET (27315) 3616V007	EA		6								91	26	
O 02986	5310-261-7340	WASHER, LOCK: TACHOMETER BRACKET (27315) 3616V009	EA		4										
O 02987	5310-013-8530	WASHER, LOCK: TOGGLE SWITCH MTG (27315) 18H4146D6	EA		22								89	3	
O 02988	5310-013-8526	WASHER: RESILIENT MOUNT	EA		14								91	13	
O 02989	5310-043-2226	WASHER, LOCK: TRANSMITTER MTG SCREW (27315) 3616V005	EA		5								24	18	
X2O 02990	6145-284-0659	WIRE, ELECTRICAL (89923) 23828	EA		1								89	15	
M O 02991		WIRE, ELECTRICAL: COPPER NO. 12  MANUFACTURE FROM:	EA		1								89	16	
P O 02992	6145-299-4446	WIRE, ELECTRICAL (25 FT REQUIRED)	FT					SEE GRP 9501							
M O 02993		WIRE, ELECTRICAL: COPPER NO. 14  MANUFACTURE FROM:	EA		1								89	12	
P O 02994	145-299-4445	WIRE, ELECTRICAL (18 IN. REQUIRED)	FT					SEE GRP 9501							

(1) SMR CODE INDEX NO.	(2) FEDERAL STOCK NUMBER	(3) DESCRIPTION  REFERENCE NO. & MER CODE      USABLE ON CODE	(4) UNIT OF ISSUE	(5) UNIT OF MEAS	(6) QTY INC IN UNIT	(7) 30 DAY DS MAINT ALLOWANCE			(8) 30-DAY GS MAINT ALLOWANCE			(9) 1-YR ALW PER 100 EQUIP CNTGCV	(10) DEPOT MAINT ALW PER 100 EQUIP	(11) ILLUSTRATION		
						(a)	(b)	(c)	(a)	(b)	(c)			(a)	(b)	
						1-20	21-50	51-100	1-20	21-50	51-100			FIGURE NO.	ITEM NO/	
M O 02995		WIRE: NO. 8 (27315) 47-100J1621 MANUFACTURE FROM:	EA		1											
P O 02996	6145-284-0659	WIRE, ELECTRICAL (3 FT REQUIRED)	FT					SEE GRP 9501						90	11	
M O 02997		WIRE: NO. 12 (27315) 59-100J1621 MANUFACTURE FROM:	EA		1											
P O 02998	6145-284-0326	WIRE, ELECTRICAL (7 FT REQUIRED)	FT					SEE GRP 9501								
M O 02999		WIRE: NO. 14 (27315) 410J1621 MANUFACTURE FROM:	EA	1										90	14	
P O 03000	6145-660-8933	WIRE, ELECTRICAL. (10 FT REQUIRED)	FT					SEE GRP 9501								
03001		0608 - MISCELLANEOUS ITEMS														
O 03002	5306-844-5456	BOLT, MACHINE: BRACKET (27315) 0624V042	EA		1											
O 03003	5306-225-8500	BOLT, MACHINE: JUNCTION BOX TO BRACKET (89923) 10729	EA		4									92	9	
X2O 03004	5975-152-1148	BOX CONNECTOR (27315) 22680	EA		1									92	2	
X2O 03005	5975-152-1147	BOX CONNECTOR, ELECTRICAL	EA		2											
X2O 03006		BRACKET: MTG (89923) 25110	EA		1									92	7	
P O 03007	5975-152-1094	BUSHING, ELECTRICAL CONDUIT	EA		2	*	*	2	*	*	2	10	20			
P O 03008	5975-152-1095	BUSHING, ELECTRICAL CONDUIT (27315) 0902V002	EA		12	2	2	3	2	2	3	30	100			

(1) SMR CODE INDEX NO.	(2) FEDERAL STOCK NUMBER	(3) DESCRIPTION  REFERENCE NO. & MER CODE      USABLE ON CODE	(4) UNIT OF ISSUE	(5) UNIT OF MEAS	(6) QTY INC IN UNIT	(7) 30 DAY DS MAINT ALLOWANCE			(8) 30-DAY GS MAINT ALLOWANCE			(9) 1-YR ALW PER 100 EQUIP CNTGCV	(10) DEPOT MAINT ALW PER 100 EQUIP	(11) ILLUSTRATION		
						(a)	(b)	(c)	(a)	(b)	(c)			(a)	(b)	
						1-20	21-50	51-100	1-20	21-50	51-100			FIGURE NO.	ITEM NO/	
X2O 03009		CLAMP: CONDUIT (27315) 0909V003	EA		2											
X2O 03010	5975-228-0004	CONDUIT: BATTERY CABLE PROTECTOR	EA		1											
X2O 03011	3810-966-1992	CONDUIT, METAL, FLEXIBLE (27315) 03043004-6	EA		1											
X2O 03012	2920-572-6108	CONNECTOR, RECEPTACLE (13445) 2321	EA		1									89		11
X2O 03013	5975-153-6773	COVER: JUNCTION BOX (03743) 2406	EA		10									89		23
X2O 03014		ENCLOSURE, LIGHT ASSEMBLY (27315) 100N13355-1	EA		1									89		25
X1 03015		ENCLOSURE, LIGHTING (27315) 14N861	EA		1											
X1 03016		HINGE: ENCLOSURE (27315) P5880	EA		1											
X2O 03017	5340-070-7103	GRIP, CORD (49367) DB3316	EA		6									89		18
X2O 03018	5975-284-7872	JUNCTION BOX (03743) 3-0-1-2	EA		10									89		5
X2O 03019		JUNCTION BOX: TERMINAL BOARD (78388) JB12	EA		1									92		24
X2O 03020	5975-152-1073	LOCKNUT: PIPE	EA		2									92		21
X2O 03021	5975-284-7350	LOCKNUT: PI PE (27315) 2044V004	EA		12											
O 03022	5310-012-0376	NUT, PLAIN HEXAGON: BRACKET (27315) 10315	EA		4											
O 03023	5310-584-5005	NUT, PLAIN, HEXAGON: CLAMP SCREW (27315) 2145V001	EA		52											
O 03024	5310-012-0377	NUT, PLAIN, HEXAGON: LIGHT ENCLOSURE MTG (27315) 2145V003	EA		4									89		21

(1) SMR CODE INDEX NO.	(2) FEDERAL STOCK NUMBER	(3) DESCRIPTION  REFERENCE NO. & MER CODE      USABLE ON CODE	(4) UNIT OF ISSUE	(5) UNIT OF MEAS	(6) QTY INC IN UNIT	(7) 30 DAY DS MAINT ALLOWANCE			(8) 30-DAY GS MAINT ALLOWANCE			(9) 1-YR ALW PER 100 EQUIP CNTGCV	(10) DEPOT MAINT ALW PER 100 EQUIP	(11) ILLUSTRATION	
						(a)	(b)	(c)	(a)	(b)	(c)			(a)	(b)
						1-20	21-50	51-100	1-20	21-50	51-100			FIGURE NO.	ITEM NO/
O 03025	5310-012-0361	NUT, PLAIN, HEXAGON: TERMINAL BOARD (27315) 2036V005	EA		6									92	13
O 03026	5305-269-2820	SCREW, CAP. HEXAGON (89923) 14683	EA		2									92	5
O 03027	5305-068-0506	SCREW, CAP, HEXAGON HEAD: CONDUIT CLAMP (27315) 0826V003	EA		20										
X2O 03028		SCREW: LIGHT ENCLOSURE MTG (27315) 0909V055	EA		4									89	24
O 03029	5305-988-1723	SCREW, MACHINE: CONDUIT CLAMP (27315) 0550V109	EA		30										
O 03030	5305-988-1724	SCREW, MACHINE: CONDUIT CLAMP (27315) 0844V098	EA		2										
O 03031	5305-012-1832	SCREW, MACHINE: TERMINAL BOARD (27315) 0860V053	EA		4										
O 03032	5305-984-6217	SCREW, MACHINE: TERMINAL BOARD (27315) 0660V077	EA		6									92	3
X2O 03033		SPACER: BRACKET (89923) 20888	EA		2									92	10
X2O 03034		SPACER: JUNCTION BOX TO BRACKET (89923) 20482	EA		4									92	4
X2O 03035	5940-193-0802	TERMINAL BOARD (73631) BT14	EA		1									92	20
X2O 03036	5940-810-868	TERMINAL BOARD (73631) BT12	EA		1									92	11
X2O 03037	5940-84-5657	TERMINAL BOARD (73631) BT13	EA		1									89	10
X2O 03038	5940-501-7669	TERMINAL, LUG (89110) 33457	EA		3										
O 03039	5310-261-7340	WASHER, LOCK: BRACKET (27315) 3616V009	EA		2									92	6

(1) SMR CODE INDEX NO.	(2) FEDERAL STOCK NUMBER	(3) DESCRIPTION  REFERENCE NO. & MER CODE      USABLE ON CODE	(4) UNIT OF ISSUE	(5) UNIT OF MEAS	(6) QTY INC IN UNIT	(7) 30 DAY DS MAINT ALLOWANCE			(8) 30-DAY GS MAINT ALLOWANCE			(9) 1-YR ALW PER 100 EQUIP CNTGCV	(10) DEPOT MAINT ALW PER 100 EQUIP	(11) ILLUSTRATION		
						(a)	(b)	(c)	(a)	(b)	(c)			(a)	(b)	
						1-20	21-50	51-100	1-20	21-50	51-100			FIGURE NO.	ITEM NO/	
O 03040	5310-012-0380	WASHER, LOCK: CLAMP SCREW	EA		52											
O 03041	5310-013-8530	WASHER, LOCK: JUNCTION BOX COVER SCREW	EA		20											
O 03042	5310-012-0214	WASHER, LOCK: JUNCTION BOX TO BRACKET	EA		4									92	22	
O 03043	5310-261-7340	WASHER, LOCK: LIGHT ENCLOSURE MTG (27315) 3616V009	EA		4									89	22	
O 03044	5310-013-8530	WASHER, LOCK: TERMINAL BOARD (27315) 18H414D6	EA		4											
O 03045	5310-527-3288	WASHER, LOCK: TERMINAL LOCK (27315) 18H4146D7	EA		4									92	12	
O 03046	5310-596-7691	WASHER: TERMINAL BOARD	EA		2									92	23	
03047		0609 - LIGHTS														
X2O 03048	6250-299-6098	LAMPHOLDER (13445) 2319	EA		2											
P O 03049	6240-019-0877	LAMP, INCANDESCENT (24455) 1251 (INITIALLY SHOWN AS INDEX NO. 02934)	EA		2	3	6	12	3	6	12	140	30			
P O 03050	6240-044-6914	LAMP, INCANDESCENT (24455) 1203	EA		2	3	6	12	3	6	12	140	30			
X2O 03051		LIGHT ASSEMBLY (27315) 100J1606-1	EA		1									93	1	
X2O 03052		BRACKET: FLOODLIGHT PLATFORM (27315) 16P1393F1	EA		2											
O 03053	5306-263-7430	BOLT: FLOODLIGHT BRACKET (27315) 20H159D28	EA		2									93	11	
X2O 0305		BRACKET: FLOODLIGHT (27315) 16P1492	EA		2									93	12	

(1) SMR CODE INDEX NO.	(2) FEDERAL STOCK NUMBER	(3) DESCRIPTION  REFERENCE NO. & MER CODE      USABLE ON CODE	(4) UNIT OF ISSUE	(5) UNIT OF MEAS	(6) QTY INC IN UNIT	(7) 30 DAY DS MAINT ALLOWANCE			(8) 30-DAY GS MAINT ALLOWANCE			(9) 1-YR ALW PER 100 EQUIP CNTGCY	(10) DEPOT MAINT ALW PER 100 EQUIP	(11) ILLUSTRATION		
						(a)	(b)	(c)	(a)	(b)	(c)			(a)	(b)	
						1-20	21-50	51-100	1-20	21-50	51-100			FIGURE NO.	ITEM NO/	
X1 03055		BRACKET: FLOODLIGHT PLATFORM (27315) 16P1383	EA		2											
O 03056	5310-050-3293	NUT: FLOODLIGHT BRACKET (27315) 20H1614D8	EA		2									93	14	
P O 03057	6220-670-1988	FLOODLIGHT (73331) 98216	EA		6	*	*	*	*	*	*	5	10			
P O 03058	6240-643-0689	LAP UNIT: HEADLIGHT (73331) 5949701	EA		6	9	18	35	9	18	35	20	90	93	6	
P O 03059	6220-353-0951	PACKING: DOOR (73331) 5939056	EA		6	*	*	*	*	*	*	10	30	93	7	
X2O 03060		PLATE: RETAINING SEAL UNIT (73331) 5939055	EA		6									93	5	
X2O 03061	6220-627-1889	RETAINER: LENS (73311) 5944662	EA		6									93	8	
O 03062	5305-627-1893	SCREW: EXTERNAL (73331) 5944311	EA		18									93	4	
O 33063	5305-655-7399	SCREW: EXTERNAL (73331) 5944312	EA		24									93	2	
O 03064	5310-03-2226	WASHER: RETAINER	EA		42									93	3	
O 03065	5305-013-2892	SCREW, MACHINE: FLOODLIGHT (73331) 132983	EA		6											
O 03066	5305-984-6189	SCREW, MACHINE: FLOODLIGHT (73331) 122159	EA		12											
X2O 33067	5940-246-6297	TERMINAL; (73331) 6935-57	EA		6											
O 03068	5305-013-2892	SCREW, MACHINE: TERMINAL BOARD (73331) 132892	EA		12											
O 03069	5305-934-6189	SCREW: TERMINAL BOARD (73331) 122159	EA		12											
O 03070	5310-013-8530	WASHER, LOCK: TERMINAL BOARD (73331) 138530	EA		12											



(1) SMR CODE INDEX NO.	(2) FEDERAL STOCK NUMBER	(3) DESCRIPTION  REFERENCE NO. & MER CODE      USABLE ON CODE	(4) UNIT OF ISSUE	(5) UNIT OF MEAS	(6) QTY INC IN UNIT	(7) 30 DAY DS MAINT ALLOWANCE			(8) 30-DAY GS MAINT ALLOWANCE			(9) 1-YR ALW PER 100 EQUIP CNTGCV	(10) DEPOT MAINT ALW PER 100 EQUIP	(11) ILLUSTRATION		
						(a)	(b)	(c)	(a)	(b)	(c)			(a)	(b)	
						1-20	21-50	51-100	1-20	21-50	51-100			FIGURE NO.	ITEM NO/	
O 03071	5310-527-3288	WASHER, LOCK: TERMINAL BOARD (73331) 121801	EA		12											
O 03072	5310-527-3288	WASHER LOCK: CLIP TO FLOODLIGHT (73331) 121801	EA		6											
X2O 03073		MOUNT ASSEMBLY: FLOODLIGHT, LEFT HAND (27315) 916N11	EA		1											
X2O 03074		BRACKET ASSEMBLY: FLOODLIGHT (27315) 16P1391F1	EA		2											
O 03075	5306-263-7430	BOLT, MACHINE: FLOODLIGHT BRACKET	EA		2											
X2O 03076		BRACKET: FLOODLIGHT (27315) 16P1391	EA		2											
O 03077		BRACKET: FLOODLIGHT (27315) 16P1492	EA		2											
O 03078	5310-050-3293	NUT, SELF-LOCKING: FLOODLIGHT BRACKET (27315) 20H1614D8	EA		2											
X2O 03079		BRACKET: FLOODLIGHT MOUNT, LEFT HAND (27315) 16P1477	EA		1											
O 03080	5310-045-1009	NUT, SELF-LOCKING: FLOODLIGHT MOUNT (27315) 20H1614D4	EA		8											
O 03081	5310-050-3448	NUT, SELF-LOCKING: FLOODLIGHT MOUNT (27315) 20H1935D7	EA		12									93		13
O 03082	5305-954-5691	SCREW, MACHINE: FLOODLIGHT MOUNT (27315) 0860V146	EA		8											
X2O 03083	6620-643-0339	LIGHT: PANEL (13445) DL21	EA		2									89		1
X2O 03080		MOUNT ASSEMBLY: FLOODLIGHT, RIGHT HAND (27315) 916P19	EA		2											
X2O 0305		BRACKET ASSEMBLY: FLOODLIGHT (27315) 16P1391F1	EA		4											
O 03086	5306-263-7430	BOLT, MACHINE: BRACKET (27315) 20H1594D28	EA		4											

(1) SMR CODE INDEX NO.	(2) FEDERAL STOCK NUMBER	(3) DESCRIPTION  REFERENCE NO. & MFR CODE      USABLE ON CODE	(4) UNIT OF ISSUE	(5) UNIT OF MEAS	(6) QTY INC IN UNIT	(7) 30 DAY DS MAINT ALLOWANCE			(8) 30-DAY GS MAINT ALLOWANCE			(9) 1-YR ALW PER 100 EQUIP CNTGCY	(10) DEPOT MAINT ALW PER 100 EQUIP	(11) ILLUSTRATION		
						(a)	(b)	(c)	(a)	(b)	(c)			(a)	(b)	
						1-20	21-50	51-100	1-20	21-50	51-100			FIGURE NO.	ITEM NO/	
X2O 03087		BRACKET: FLOODLIGHT (27315) 16P1391	EA		4											
X2O 03088		BRACKET: FLOODLIGHT (27315) 16P1492	EA		4											
O 03089	5310-050-3292	NUT, SELF-LOCKING: BOLT (27315) 20H1614D8	EA		4											
X2O 03090		BRACKET: FLOODLIGHT MOUNT (27315) 16P1478	EA		4											
O 03091	5310-199-6600	NUT, PLAIN HEXAGON: LAMPHOLDER MTG (73331) 120622	EA		2											
O 03092	5305-984-6192	SCREW, MACHINE: LAMPHOLDER MTG (73331) 132756	EA		2											
03093		0611 - HORN														
X2O 03094		BRACKET: HORN (27315) 16T1476	EA		1									94		5
X2O 03095	5935-577-0377	CONNECTOR, ELECTRICAL PLUG (77060) 8338560	EA		1									94		2
P O 03096	6350-270-3773	HORN, ELECTRICAL (23382) 86242	EA		1	*	*	*	*	*	*	5	10	94		1
O 03097	5310-584-5005	NUT, PLAIN ,HEXAGON: HORN INTO BRACKET (27315) 2045V001	EA		2									94		7
O 03098	5305-068-0513	SCREW; CAP, HEXAGON HEAD: HORN MTG	EA		2									94		8
O 03099	5305-988-1725	SCREW, MACHINE: HORN MTG BRACKET	EA		1									94		4
O 03100	5305-988-1725	SCREW, MACHINE: HORN MTG BRACKET (27315) 0660V112	EA		1									94		3
P O 03101	5930-807-6306	WITCH: PUSH, HORN (13445) 9155	EA		1	*	*	*	*	*	*	5	10	91		32

(1) SMR CODE INDEX NO.	(2) FEDERAL STOCK NUMBER	(3) DESCRIPTION  REFERENCE NO. & MER CODE      USABLE ON CODE	(4) UNIT OF ISSUE	(5) UNIT OF MEAS	(6) QTY INC IN UNIT	(7) 30 DAY DS MAINT ALLOWANCE			(8) 30-DAY GS MAINT ALLOWANCE			(9) 1-YR ALW PER 100 EQUIP CNTGCY	(10) DEPOT MAINT ALW PER 100 EQUIP	(11) ILLUSTRATION	
						(a)	(b)	(c)	(a)	(b)	(c)			(a)	(b)
						1-20	21-50	51-100	1-20	21-50	51-100			FIGURE NO.	ITEM NO/
O 03102	5310-012-0380	WASHER, LOCKS HORN MTG BRACKET (27315) 3616V007	EA	4										94	6
03103		0612 - BATTERIES, STORAGE													
P O 03104		BATTERY BOX (27315) L914P11-1	EA		1	*	*	*	*	*	*	5	10		
X2O 03105		BOLT: BATTERY COVER HOLDDOWN (27315) 20T5944D2	EA.		3									95	18
X2O 03106		CLAMP: HOLDDOWN (27315) 32T1435	EA		3									95	11
X2O 03107		COVER: BATTERY (27315) 14N875	EA		1									95	1
X2O 03108		ENCLOSURE: BATTERY (27315) 14N874	EA		1									95	16
X2O 03109		FLOOR: BATTERY ENCLOSURE (27315) 3-914PH	EA		2									95	15
M O 03110		LEAD: BATTERY CABLE (27315) 11-914P11 MANUFACTURE FROM:	EA		2									95	10
P O 03111	5904-325-6572	TERMINAL, LUG: LEAD (01493) ZPOR	EA		2	*	2	2	*	2	2	20	50	95	9
P O 03112	6140-651-8643	WIRE, ELECTRICAL (12 IN. REQUIRED FOR EACH LEAD)	FT												
M O 03113		LEAD: BATTERY CABLE (27315) 15-914P11 MANUFACTURE FROM:	EA		1									95	7
P O 03114	5940-325-6577	TERMINAL, LUG: LEAD (01493) ZNOR	EA		1	*	*	2	*	*	2	10	25	95	8
P O 03115	5940-504-3548	TERMINAL, LUG: LEAD (00761) YAV27L	EA		1	*	*	2	*	*	2	10	25	95	6
P O 03116	6140-651-8642	WIRE, ELECTRICAL (16 IN. REQUIRED)	FT												

(1) SMR CODE INDEX NO.	(2) FEDERAL STOCK NUMBER	(3) DESCRIPTION  REFERENCE NO. & MER CODE      USABLE ON CODE	(4) UNIT OF ISSUE	(5) UNIT OF MEAS	(6) QTY INC IN UNIT	(7) 30 DAY DS MAINT ALLOWANCE			(8) 30-DAY GS MAINT ALLOWANCE			(9) 1-YR ALW PER 100 EQUIP CNTGCV	(10) DEPOT MAINT ALW PER 100 EQUIP	(11) ILLUSTRATION	
						(A)	(B)	(C)	(A)	(B)	(C)			(A)	(B)
						1-20	21-50	51-100	1-20	21-50	51-100			FIGURE NO.	ITEM NO/
M O 03117	6140-649-8537	LEAD, ELECTRICAL (27315) 14-914P11 MANUFACTURED FROM:	EA		1									95	13
P O 03118	5940-271-9704	TERMINAL, LUG: LEAD (00761) YAV28L	EA		1	*	*	2	*	*	2	10	25	95	14
P O 03119	5940-325-6572	TERMINAL, LUG: LEAD (01493) ZNOR	EA		1	*	*	2	*	*	2	10	25	95	8
P O 03120	6140-649-8537	WIRE, ELECTRICAL (10 IN. REQUIRED)	FT			SEE GRP 9501									
O 03121	5310-045-1009	NUT, SELF-LOCKING BATTERY HOLDOWN (27315) 20H1614D4	EA		3									95	12
O 03122	5310-515-9273	NUT: WING BATTERY COVER HOLDOWN (27315) 20H1686D10	EA		3									95	2
X20 03123		RUBBER CHANNEL (7543) EC22	EA		1									95	17
03124	5310-209-0711	WASHER: BATTERY AND COVER HOLDOWN	EA		6									95	3
P O 03125	6140-191-8485	BATTERY, STORAGE (USED WITH P/H ENGINE ONLY) (65705) 8T37	EA		2	*	*	2	*	*	2	10	15		
P O 03126		BATTERY, STORAGE (27315) 84Z52 (USED WITH CATERPILLAR ENGINE ONLY)	EA		2	*	2	2	*	2	2	20	50		
O 03127	5310-903-3994	NUT, PLAIN, HEXAGON: BATTERY GROUND (27315) 2047V003	EA		1									95	4
P O 03128	6810-249-9354	SULFURIC ACID, ELECTROLYTE (07215) 84F73 (8 GAL REQUIRED)	GA												
O 03129	5310-261-7340	WASHER, LOCK: BATTERY GROUND	EA		1									95	5
03130		0613- CHASSIS WIRING HARNESS													
X2F 03131		CLAMP: CONDUIT (27315) 909V001	EA		20										

(1) SMR CODE INDEX NO.	(2) FEDERAL STOCK NUMBER	(3) DESCRIPTION  REFERENCE NO. & MER CODE      USABLE ON CODE	(4) UNIT OF ISSUE	(5) UNIT OF MEAS	(6) QTY INC IN UNIT	(7) 30 DAY DS MAINT ALLOWANCE			(8) 30-DAY GS MAINT ALLOWANCE			(9) 1-YR ALW PER 100 EQUIP CNTGCY	(10) DEPOT MAINT ALW PER 100 EQUIP	(11) ILLUSTRATION		
						(A)	(B)	(C)	(A)	(B)	(C)			(A)	(B)	
						1-20	21-50	51-100	1-20	21-50	51-100			FIGURE NO.	ITEM NO/	
X2F 03132		CLAMP: CONDUIT (27315) 0909V003	EA		4											
X2F 03133		CLAMP: CONDUIT (27315) 0909V005	EA		4											
X2F 03134		CONDUIT: FLEXIBLE METALLIC TUBING (55 FT REQUIRED) (27315) 030430002	FT		55											
X2F 03135		CONNECTOR: CONDUIT (27315) 0916V001	EA		12											
X2F 03136	3810-966-1994	LOOM: CIRCULAR (13 FT REQUIRED) (27315) 115-10J1620	FT		13									92	1	
X2F 03137		WIRE: COPPER 12 AWG SINGLE CONDUCTOR (110 FT REQUIRED) (27314) 232104059	FT		110									89	12	
X2F 03138		WIRE: COPPER, 14 AWG SINGLE CONDUCTOR (35 FT REQUIRED)	FT		35									89	19	
P H 03139		WIRING HARNESS (27315) L979717	EA		1				*	*	2	6	10	89	6	
X2F 03140		BUSHING: ELECTRICAL CONDUIT (27315) 87Z8101	EA		2											
X2F 03141		CONDUIT: FLEXIBLE METAL (27315) 1-979T7	EA		1											
X2F 03142		CONNECTOR, BOX, ELECTRICAL (27315) 0916V002	EA		2											
X2F 03143		LOCKNUT: PIPE (27315) 2044V004	EA		2											
X20 03144	5940-501-7669	TERMINAL, LUG (89110) 33457	EA		2									92	19	
X20 03145		TERMINAL, LUG (77860) S8-7	EA		2											
X20 03146		TERMINAL, LUG (00761) YAV14	EA		4									92	14	

(1) SMR CODE INDEX NO.	(2) FEDERAL STOCK NUMBER	(3) DESCRIPTION  REFERENCE NO. & MER CODE      USABLE ON CODE	(4) UNIT OF ISSUE	(5) UNIT OF MEAS	(6) QTY INC IN UNIT	(7) 30 DAY DS MAINT ALLOWANCE			(8) 30-DAY GS MAINT ALLOWANCE			(9) 1-YR ALW PER 100 EQUIP CNTGCV	(10) DEPOT MAINT ALW PER 100 FOUIP	(11) ILLUSTRATION	
						(A)	(B)	(C)	(A)	(B)	(C)			(A)	(B)
						1-20	21-50	51-100	1-20	21-50	51-100			FIGURE NO.	ITEM NO/
M F 03147	6145-299-4446	WIRE, ELECTRICAL MANUFACTURE FROM	EA		1									89	20
P F 03148		WIRE, COPPER (15 FT REQUIRED)	FT												
M F 03149	6145-299-4445	WIRE, ELECTRICAL: FUEL SENDING UNIT MANUFACTURE FROM:	EA		1									92	8
P F 03150		WIRE, COPPER (10 FT REQUIRED)	FT												
M F 03151	6145-191-2517	WIRE, ELECTRICAL: TERMINAL EA (27315) 232104067-10 MANUFACTURE FROM:													
P F 03152		WIRE, ELECTRICAL COPPER (20 FT REQUIRED)	FT												
X2F 03153		WIRING HARNESS (27315) 6979T8	EA			1									92
X2F 03154	5970-184-0022	BUSHING: ELECTRICAL CONDUIT (27315) 87Z8102	EA		2										
X2F 03155		CONDUIT: FLEXIBLE METAL (27315) L979T8	EA		1										
X2F 03156		CONNECTOR BOX ELECTRICAL (27315) 0916V003	EA		2										
X20 03157		INSULATION: RUBBER ELECTRICAL TAPE	RL		1										89
X2F 03158	5940-549-1984	LOCKNUT: PIPE (27315) 2044V005	EA		2										
X20 03159		TERM INITIAL LUG	EA		4									92	25
X20 03160		TERMINAL LUG (27315) 79F1376D31	EA		1									92	17

(1) SMR CODE INDEX NO.	(2) FEDERAL STOCK NUMBER	(3) DESCRIPTION  REFERENCE NO. & MER CODE      USABLE ON CODE	(4) UNIT OF ISSUE	(5) UNIT OF MEAS	(6) QTY INC IN UNIT	(7) 30 DAY DS MAINT ALLOWANCE			(8) 30-DAY GS MAINT ALLOWANCE			(9) 1-YR ALW PER 100 EQUIP CNTGCV	(10) DEPOT MAINT ALW PER 100 FOUPT	(11) ILLUSTRATION	
						(A)	(B)	(C)	(A)	(B)	(C)			(A)	(B)
						1-20	21-50	51-100	1-20	21-50	51-100			FIGURE NO.	ITEM NO/
M F 03161		WIRE: WIRING HARNESS (27315) 2321040555-20 MANUFACTURE FROM:	EA		1									92	16
P F 03162	6145-191-2517	WIRE, COPPER: NO. 8 (20 FT REQUIRED)	FT			SEE GRP 9501									
M F 03163		WIRE: WIRING HARNESS (27315) 232100067-20 MANUFACTURE FROM:	EA		1									92	15
P F 03164	6145-835-7101	WIRE, COPPER: NO. 4 (20 FT REQUIRED)	FT			SEE GRP 9501									
		0615 - RADIO INTERFERENCE SUPPRESSION													
P O 03166		CAPACITOR: FIXED PAPER DIELECTRIC. GENERATOR (14351) X25002	EA		1	*	2	2	*	2	2	20	15		
P O 03167	5910-966-2076	CAPACITOR: VOLTAGE REGULATOR (14655) NFT227	EA		1	*	2	2	*	2	2	20	15	96	5
X20 03168		LEAD: REGULATOR TO CAPACITOR (14665) NFT227-1	EA		1									96	10
X20 03169		MOUNT: RESILIENT (19728) XA495	EA		4									96	18
0 03170	5310-584-5005	NUT, PLAIN, HEXAGON: SHIELDING KIT MTG (27315) 2045V001	EA		6									96	13
0 03171	5315-680-6226	SCREW: CAPACITOR MTG	EA											96	8
0 03172	5305-010-0762	SCREW GENERATOR TO CAPACITOR	EA		1									96	6
0 03173	5305-012-1752	SCREW, MACHINE: GENERATOR CAPACITOR MTG	EA		1										
X20 03174		SHIELDING KIT: GENERATOR CIRCUIT (26901) 8159	EA		1									96	1
X20 03175		STRAP: GROUND, SHIELDING KIT (26901) 8159-1	EA		1									96	15

(1) SMR CODE INDEX NO.	(2) FEDERAL STOCK NUMBER	(3) DESCRIPTION  REFERENCE NO. & MER CODE      USABLE ON CODE	(4) UNIT OF ISSUE	(5) UNIT OF MEAS	(6) QTY INC IN UNIT	(7) 30 DAY DS MAINT ALLOWANCE			(8) 30-DAY GS MAINT ALLOWANCE			(9) 1-YR ALW PER 100 EQUIP CNTGCY	(10) DEPOT MAINT ALW PER 100 FOUIP	(11) ILLUSTRATION	
						(A)	(B)	(C)	(A)	(B)	(C)			(A)	(B)
						1-20	21-50	51-100	1-20	21-50	51-100			FIGURE NO.	ITEM NO/
O 03176	5307-248-8293	STUD: SHIELDING KIT MTG	EA		4									96	17
O 03177	5310-011-5543	WASHER, LOCK: CAPACITOR MTG	EA		4									96	9
O 03178	5310-017-8156	WASHER, LOCK: GENERATOR CAPACITOR MTG	EA		1										
O 03179	5310-011-5545	WASHER, LOCK: GENERATOR TO CAPACITOR SCREW	EA		1									96	7
O 03180	5310-012-0380	WASHER, LOCK: SHIELDING KIT MTG (27315) 3616V007	EA		8									96	14
O 03182	5310-017-4916	WASHER, LOCK: SHIELDING KIT MTG	EA		4									96	16
03182		GROUP 08 - TRANSFER ASSEMBLY													
03183		0801 - POWER TRANSFER ASSEMBLY													
P H 03184	3110-155-6734	BEARING: IDLER SHAFT (43334) 1210	EA		2				*	2	2	12	40	97	46
X2H 03185	3110-156-5319	BEARING: INPUT SHAFT (43334) 5311W	EA		1									97	11
P H 03186	3110-156-5455	BEARING: INPUT SHAFT (27315) 25Z259D114	EA		1				*	*	2	6	10	97	40
P H 03187	3110-227-3341	CONE AND ROLLERS: OUTPUT SHAFT (60038) 6559	EA		1				*	*	2	6	11	97	36
X2H 03188		COVER: HOUSING (72452) 28OD152	EA		1									97	20
P H 03189	3110-101-1791	CUP: OUTPUT SHAFT (60038) 6535	EA		1				*	*	2	6	11	97	35
P F 03190	3810-585-5633	CASKET SET: POWER TAKE-OFF (72542) 280A808	EA		1	*	*	*	*	*	*	4	100		
X1 03191		GASKET: COVER (72452) 28OC801	EA		1									97	19



(1) SMR CODE INDEX NO.	(2) FEDERAL STOCK NUMBER	(3) DESCRIPTION  REFERENCE NO. & MER CODE      USABLE ON CODE	(4) UNIT OF ISSUE	(5) UNIT OF MEAS	(6) QTY INC IN UNIT	(7) 30 DAY DS MAINT ALLOWANCE			(8) 30-DAY GS MAINT ALLOWANCE			(9) 1-YR ALW PER 100 EQUIP CNTGCY	(10) DEPOT MAINT ALW PER 100 EQUIP	(11) ILLUSTRATION	
						(A)	(B)	(C)	(A)	(B)	(C)			(A)	(B)
						1-20	21-50	51-100	1-20	21-50	51-100			FIGURE NO.	ITEM NO/
P 0 03192	2520-649-8515	GASKET: COVER PLATE (724152) 280A806	EA		1	*	*	*	*	*	*	4	100	98	8
X1 03193	2520-649-8536	GASKET: INPUT SHAFT (72452) 280A807	EA		1									97	9
X1 03194	2520-649-8514	GASKET: PILOT PLATE, OUTPUT SHAFT (72452) 280A802	EA		1									97	24
X2H 03195		GEAR: IDLER, POWER TAKE-OFF UNIT (72452) 280B203	EA		1									97	47
X2H 03196		GEAR: INPUT SHAFT (72452) 280B201	EA		1									97	16
X2H 03197		GEAR: OUTPUT SHAFT (72452) 280B202	EA		1									97	9
X2H 03198		HOUSING: TRANSMISSION (72452) 280D151	EA		1									97	12
H 03199	5315-193-9171	KEY: INPUT SHAFT (72452) P286	EA		1									97	3
H 03200	5315-754-0181	KEY: OUTPUT SHAFT	EA		1									97	5
H 03201	5315-754-0181	KEY: OUTPUT SHAFT CHAIN SPROCKET (27315) 0H1405D18	EA		1									97	50
H 03202	5315-186-3705	KEY: OUTPUT SHAFT, GEAR (27315) 20H143316	EA		1									97	51
H 032023	5310-559-9184	NUT, PLAIN HEXAGON: POWER TAKE-OFF SUPPORT (27315) 2045V007	EA		2									97	31
X2H 03204	3110-185-6345	NUT, PLAIN ROUND: INPUT SHAFT BEARING LOCK (60038) N12	EA		1									97	1
P H 03205	3110-185-6462	NUT, PLAIN ROUND: INPUT SHAFT BEARING LOCK (60038) N10	EA		1				*	*	*	5	5	97	18
P H 03206	5330-613-5710	PACKING: IDLER SHAFT (73680) 24849-27	EA		2				*	*	2	8	200	97	44
P O 03207	5330-585-4478	PACKING, PREFORMED: OIL LEVEL PLUG (86579) 902-15	EA		1	*	*	*	*	*	*	4	100	98	7

(1) SMR CODE INDEX NO.	(2) FEDERAL STOCK NUMBER	(3) DESCRIPTION  REFERENCE NO. & MER CODE      USABLE ON CODE	(4) UNIT OF ISSUE	(5) UNIT OF MEAS	(6) QTY INC IN UNIT	(7) 30 DAY DS MAINT ALLOWANCE			(8) 30-DAY GS MAINT ALLOWANCE			(9) 1-YR ALW PER 100 EQUIP CNTGCV	(10) DEPOT MAINT ALW PER 100 EQUIP	(11) ILLUSTRATION	
						(A)	(B)	(C)	(A)	(B)	(C)			(A)	(B)
						1-20	21-50	51-100	1-20	21-50	51-100			FIGURE NO.	ITEM NO/
H O3208	5315-010-3788	PIN: HOUSING COVER ALIGNMENT (27315) 19Z154	EA		2									97	34
X20 03209		PLATE: COVER (72452) 280A154	EA		1									98	1
X2H 03210		PLATE: PILOT POWER TAKE-OFF (72452) 280C153	EA		1										
H 03211	4730-010-3875	PLUG: HOUSING COVER (27315) 2421V005	EA		1									97	22
H 03212	4730-263-3124	PLUG: OIL LEVEL CHECK (27315) 2423V005	EA		1									97	1
X20 03213		PLUG: OIL LEVEL GAGE (72452) 280A905	EA		1									98	6
X2H 03211		POWER TAKE OFF ASSEMBLY: TRANSMISSION (72452) 280F102 (INCLUDES COMPONENTS OF GASKET SET, STOCK NO. 3810-585-5633)	EA		1										
X2H 03215		BAFFLE: POWER TAKE-OFF OIL PAN (72452) 280B805	EA		1									97	13
X2H 03216		PAN, OIL (72452) 280B803	EA		1									97	38
X2H 03217		PLATE: OIL PAR SIDE (72452) 280B803	EA		1									97	39
H 03218	5305-988-1721	SCREW, MACHINE: BAFFLE AND OIL PAN MTG	EA		5									97	1
H 03219	5310-012-1753	WASHER, LOCK: BAFFLE AIM OIL PAN MTG	EA		5										
X2H 03220	2520 649-8535	RETAINER: INPUT SHAFT (72452) 280B601	EA		1									97	8
H 03221	5305-042-9060	SCREW, CAP HEXAGON HEAD: BEARING PLATE (72452) P290	EA		6										
O 03222	5305-068-0500	SCREW, CAP, HEXAGON HEAD: COVER PLATE (27315) 0626V002	EA		2									98	2

(1) SMR CODE INDEX NO.	(2) FEDERAL STOCK NUMBER	(3) DESCRIPTION  REFERENCE NO. & MER CODE      USABLE ON CODE	(4) UNIT OF ISSUE	(5) UNIT OF MEAS	(6) QTY INC IN UNIT	(7) 30 DAY DS MAINT ALLOWANCE			(8) 30-DAY GS MAINT ALLOWANCE			(9) 1-YR ALW PER 100 EQUIP CNTGCY	(10) DEPOT MAINT ALW PER 100 FOUIP	(11) ILLUSTRATION	
						(A)	(B)	(C)	(A)	(B)	(C)			(A)	(B)
						1-20	21-50	51-100	1-20	21-50	51-100			FIGURE NO.	ITEM NO/
H 03223	5305-269-3213	SCREW, CAP, HEXAGON HEAD: FLYWHEEL HOUSING	EA		12									97	42
H 03224	5305-527-4193	SCREW, CAP, HEXAGON HEAD: HOUSING COVER	EA		11									97	21
H 03225	5305-018-0181	SCREW, CAP HEXAGON HEAD: PILOT BEARING (27315) 0626V081	EA		6									97	6
H 03226	5305-042-8217	SCREW, CAP HEXAGON HEAD: POWER TAKE-OFF PILOT PLATE (273155 0626V113	EA		6										
H 03227	5305-261-1954	SCREW, CAP, HEXAGON HEAD: POWER TAKE-OFF SUPPORT	EA		2									97	32
H 03228	5305-527-4195	SCREW, CAP, HEXAGON HEAD: POWER TAKE-OFF TO SUPPORT (27315) 20T546D5	EA		6									97	28
H 03229	5305-013-1375	SCREW, MACHINE: BAFFLE AND OIL PAINTING	EA		5									97	10
P H 03230	5330-599-8527	SEAL: OIL INPUT SHAFT (73680) 63X2171	EA		1				*	*	*	5	100	97	10
P H 03231	5330-154-1632	SEAL, PLAIN, ENCASED: HOUSING COVER, OUTPUT SHAFT (73680) 53X2270	EA		2				*	*	2	8	200	97	23
X2H 03232		SHAFT: OILER (72452) 280B303	EA		1									97	5
P H 03233	2520-984-5139	SHAFT: INPUT (72452) 280B301	EA		1				*	*	*	3	6	97	4
X2H 03234		SHAFT: OUTPUT (72452) 280B302	EA		1									97	37
X2H 03235		SPACER: IDLER SHAFT (72452) 280A602	EA		1									97	48
X2H 03236		SUPPORT: POWER TAKE-OFF (27315) 16P1161	EA		1									97	27
X2H 03237		WASHER: BEVEL POWER TAKE-OFF SUPPORT (27315) 18Z466D6	EA		2									97	30
P H 03238	3110-186-0969	WASHER, KEY: INPUT SHAFT BEARING LOCK (60038) W10	EA		1				*	*	*	2	5	97	17

(1) SMR CODE INDEX NO.	(2) FEDERAL STOCK NUMBER	(3) DESCRIPTION  REFERENCE NO. & MER CODE      USABLE ON CODE	(4) UNIT OF ISSUE	(5) UNIT OF MEAS	(6) QTY INC IN UNIT	(7) 30 DAY DS MAINT ALLOWANCE			(8) 30-DAY GS MAINT ALLOWANCE			(9) 1-YR ALW PER 100 EQUIP CNTGCY	(10) DEPOT MAINT ALW PER 100 EQUIP	(11) ILLUSTRATION	
						(A)	(B)	(C)	(A)	(B)	(C)			(A)	(B)
						1-20	21-50	51-100	1-20	21-50	51-100			FIGURE NO.	ITEM NO/
P H 03239	5310-909-2901	WASHER, KEY: INPUT SHAFT BEARING LOCK (27315) 18Z1D10.	EA		1				*	*	*	2	5	97	2
H 03240	5310-012-1753	WASHER, LOCK: BAFFLE AND OIL PAN MTG	EA		5									97	15
H 03241	5310-013-802	WASHER, LOCK: BEARING PLATE (7189) 1128-00	EA		6										
O 03242	5310-012-1753	WASHER, LOCK: COVER PLATE (27315) 18H4144D7	EA		2									98	3
H 03243	5310-012-0382	WASHER, LOCK: FLYWHEEL HOUSING SCREW	EA		12									97	43
H 03244	5310-012-0384	WASHER, LOCK: HOUSING COVER SCREW (27315) 3615V011	EA		17									97	7
H 03245	5310-012-0380	WASHER, LOCK: PILOT BEARING SCREW (27315) 3615V011	EA		6									97	7
H 03246	5310-013-8502	WASHER, LOCK: POWER TAKE-OFF PILOT PLATE (27315) 18H4144D13	EA		6									97	33
H 03247	5310-012-0384	WASHER, LOCK: POWER TAKE-OFF SUPPORT (27315) 3615V01	EA		6									97	15
M H 03248		WIRE: POWER TAKE-OFF  MANUFACTURE FROM:												97	29
P H 03249	9505-596-1620	WIRE, STEEL (36 IN. REQUIRED)	LB												
03250		0804 - LUBRICATION COMPONENTS													
X20 03251	4920-341-1922	FILTER, OIL: POWER TAKE-OFF HOUSING BREATHER (90005) B565914	EA		1									98	4
P O 03252	3810-019-5027	FILTER ELEMENT BREATHER (90005) R32-20	EA		1	*	*	*	*	*	*	5	100	98	9

(1) SMR CODE INDEX NO.	(2) FEDERAL STOCK NUMBER	(3) DESCRIPTION  REFERENCE NO. & MER CODE      USABLE ON CODE	(4) UNIT OF ISSUE	(5) UNIT OF MEAS	(6) QTY INC IN UNIT	(7) 30 DAY DS MAINT ALLOWANCE			(8) 30-DAY GS MAINT ALLOWANCE			(9) 1-YR ALW PER 100 EQUIP CNTGCV	(10) DEPOT MAINT ALW PER 100 EQUIP	(11) ILLUSTRATION	
						(A)	(B)	(C)	(A)	(B)	(C)			(A)	(B)
						1-20	21-50	51-100	1-20	21-50	51-100			FIGURE NO.	ITEM NO/
03253		GROUP 13 - TRACKS													
03254		1302 - TRACK SUPPORT ROLLERS AND BRACKETS													
X2F 03255		BOLT: ROLLER BUSHING CLAMP (27315) 0610V210	EA		20									99	2
A F 03256		ROLLER ASSEMBLY: LOWER TRACK (27315) 919P61-3 (SAME AS ROLLER ASSEMBLY, STOCK NO. (27315) 919P61-4 EXCEPT WHERE INDIVIDUAL COMPONENTS ARE ANNOTATED	EA		12										
A F 03257		ROLLER ASSEMBLY LOWER TRACK (27315) 919P61-4	EA		4										
P F 03258	2530-164-5314	BEARING, SLEEVE (27315) 5T1333C1	EA		32	2	3	5	2	3	5	64	160	99	11
X2F 03259	2530-162-0122	CLAMP: ROLLER BUSHING (27315) 32T138	EA		32									99	14
03260	4730-050-4208	FITTING, LUBRICATION: ROLLER SHAFT (27315) 44Z1D10	EA		16									99	21
03261	5310-763-8921	NUT, PLAIN, HEXAGON: CLASP BOLT (27315) 2045V008	EA		64									99	16
P F 03262	2530-393-3141	ROLLER: DOUBLE FLANGED TRACK (27315) 13N142F1 (USE WITH ROLLER ASSEMBLY, STOCK NO. (27315) 919P61-4 ONLY)	EA		4	*	2	2	*	2	2	16	12	99	13
P F 03263	2530-425-8158	BEARING, ROLLER (27315) 5T1316	EA		32	2	3	5	2	3	5	64	160		
X1 03204		ROLLER: TRACK (27315) 13N141C1 (USED WITH ROLLER, STOCK NO. 2530-393-3140 ONLY)	EA		12										
X1 03265		ROLLER: TRACK (27315) 13N142 (USED WITH ROLLER, STOCK NO. 2530-393-3141 ONLY)	EA		4										

(1) SMR CODE INDEX NO.	(2) FEDERAL STOCK NUMBER	(3) DESCRIPTION  REFERENCE NO. & MER CODE      USABLE ON CODE	(4) UNIT OF ISSUE	(5) UNIT OF MEAS	(6) QTY INC IN UNIT	(7) 30 DAY DS MAINT ALLOWANCE			(8) 30-DAY GS MAINT ALLOWANCE			(9) 1-YR ALW PER 100 EQUIP CNTGCV	(10) DEPOT MAINT ALW PER 100 EQUIP	(11) ILLUSTRATION	
						(A)	(B)	(C)	(A)	(B)	(C)			(A)	(B)
						1-20	21-50	51-100	1-20	21-50	51-100			FIGURE NO.	ITEM NO/
X1 03266		ROLLER TRACK (27315) 13P369C1 (USED WITH ROLLER, STOCK NO. 2530-393-3140 ONLY)	EA		12										
X1 03267		ROLLER: TRACK (27315) 13P370 (USED WITH ROLLER, STOCK NO. 2530-393-3141 ONLY)	EA		4										
P F 03268	2530-393-3140	ROLLER: TRACK (27315) 13N141C1F1 (USED WITH ROLLER ASSEMBLY, STOCK NO. (27315) 919P61-3 ONLY)	EA		12	2	2	4	2	2	4	48	36	99	23
F 03269	5305-947-4362	SCREW, CAP, HEXAGON HEAD: CLAMP	EA		64									99	7
X2F 03270	2530-652-9920	SHAFT: CRAWLER ROLLER (27315) 19P106	EA		16									99	20
03271	5310-010-3326	WASHER, LOCK: CLAMP BOLT (27315) 3615V105	EA		64									99	15
A O 03272		ROLLER ASSEMBLY: UPPER TRACK (27315) 919P53-3	EA		4										
O 03273	4730-050 4208	FITTING, LUBRICATION ROLLER SHAFT (27315) 44Z1D10	EA		4									99	21
O 03274	5310-685-1429	NUT: ROLLER SHAFT (27315) 2045V005	EA		8									99	10
P O 03275	2530-652-9922	ROLLER: TRACK (27315) 13P372F1	EA		4	*	2	2	*	2	2	16	12	99	5
P F 03276	2520-425-8219	BEARING, SLEEVE (27315) 5T4	EA		8	*	2	2	*	2	2	16	40	99	4
X1 03277	2530-393-3142	ROLLER: TRACK (27315) 13P372	EA		4										
X1 03278		ROLLER: TRACK (27315) 13P371	EA		8										
O 03279	5305-010-0168	SCREW, CAP, HEXAGON HEAD: ROLLER SHAFT (27315) 0609V126	EA		8									99	6

(1) SMR CODE INDEX NO.	(2) FEDERAL STOCK NUMBER	(3) DESCRIPTION  REFERENCE NO. & MER CODE      USABLE ON CODE	(4) UNIT OF ISSUE	(5) UNIT OF MEAS	(6) QTY INC IN UNIT	(7) 30 DAY DS MAINT ALLOWANCE			(8) 30-DAY GS MAINT ALLOWANCE			(9) 1-YR ALW PER 100 EQUIP CNTGCY	(10) DEPOT MAINT ALW PER 100 FOUUP	(11) ILLUSTRATION	
						(A)	(B)	(C)	(A)	(B)	(C)			(A)	(B)
						1-20	21-50	51-100	1-20	21-50	51-100			FIGURE NO.	ITEM NO/
X20 03280	2530-652-9921	SHAFT: CRAWLER ROLLER (27315) 19P107	EA		4									99	22
O 03281	5310-425-7921	WASHER, FLAT: ROLLER SHAFT (27315) 18T2815	EA		8									99	3
O 03282	5310-012-0384	WASHER, LOCK: ROLLER SHAFT (27315) 3615V011	EA		8									99	9
03283		1303 - TRACK IDLERS AND BRACKETS													
O 3289	5310-894-0259	NUT, PLAIN HEXAGON: TRACK ADJUSTING BOLT (27315) 2004V016	EA		8									100	10
O 03285	5310-331-3280	NUT, SLOTTED, HEXAGON: TRACK ADJUSTING BOLT (27315) 2029V016	EA		8									100	7
O 03286	5315-059-0238	PIN: TRACK ADJUSTING NUT (27315) 2201V122	EA		8									100	8
P O 03287	5306-352-4817	ROD: TRACK ADJUSTING BOLT (27315) 20T3223	EA		4	*	*	*	*	*	*	5	5	100	5
X2F 03288		SHAFT ASSEMBLY: CRAWLER IDLER (27315) L655-61-12	EA		2										
X2F 03289	2530-377-4552	BLOCK: CRAWLER IDLER SHAFT (27315) 25N178	EA		4										
P O 03290	4730-186-3024	BUSHING: IDLER SHAFT (27315) 2401V001	EA		2	*	*	*	*	*	*	5	10	100	3
O 03291	4730-050-4208	FITTING, LUBRICATION: IDLER SHAFT (95879) 1610BL	EA		2									100	2
X2F 03292	2530-374-0613	SHAFT: CRAWLER IDLER (27315) 10T979C1	EA		2									100	11
X2F 03293	2530-858-8203	SPROCKET WHEEL ASSEMBLY: IDLER CHAIN (27315) 4J21F1	EA		2										
P F 03294	2530-425-8160	BEARING, SLEEVE (27315) 5T1327	EA		4	2	2	3	2	2	3	40	40	100	1

(1) SMR CODE INDEX NO.	(2) FEDERAL STOCK NUMBER	(3) DESCRIPTION  REFERENCE NO. & MER CODE      USABLE ON CODE	(4) UNIT OF ISSUE	(5) UNIT OF MEAS	(6) QTY INC IN UNIT	(7) 30 DAY DS MAINT ALLOWANCE			(8) 30-DAY GS MAINT ALLOWANCE			(9) 1-YR ALW PER 100 EQUIP CNTGCV	(10) DEPOT MAINT ALW PER 100 EQUIP	(11) ILLUSTRATION	
						(A)	(B)	(C)	(A)	(B)	(C)			(A)	(B)
						1-20	21-50	51-100	1-20	21-50	51-100			FIGURE NO.	ITEM NO/
X2F 03295		SPROCKET WHEEL (27315) 4J21	EA		2									100	4
P O 03296	2520-425-7881	SPRING: TRACK ADJUSTING (27315) 17T185	EA		8	2	2	3	2	2	3	32	40	100	6
O 03297	5310-425-7924	WASHER, FLAT: TRACK ADJUSTING (27315) 18T2887	EA		12									100	9
03298		1304 TRACK DRIVE SPROCKETS													
O 03299	5306-214-2090	BOLT, ADJUSTING: DRIVE TENSION ADJUSTING (27315) 20T2983	EA		2									101	37
O 0330	5306-425-8030	BOLT, EYE: CRAWLER DRIVE ADJUSTMENT (27315) 20T3286	EA		4									101	27
X20 03301		BRACKET: ADJUSTING, BOLT (27315) 16T581	EA		2									101	34
M O 03302		CHAIN ASSEMBLY (27315) 20Z332D5 MANUFACTURE FROM:	EA		2									101	9
P O 03303	3002-275-6933	CHAIN, ROLLER (17 FT REQUIRED FOR EACH CHAIN ASSEMBLY)	FT			SEE GRP 9501									
O 03303	5310-012-0377	NUT, PLAIN, HEXAGON: ADJUSTING BOLT LOCK PIN (27315) 2045V003	EA		4									101	26
O 0335	5310-891-0259	NUT, PLAIN HEXAGON: CRAWLER DRIVE ADJUSTING BOLT (27315) 2020V016	EA		4									101	28
P O 03306	5310-208-4326	NUT: SLEEVE (27315) 20T3211	EA		4	*	*	2	*	*	2	10	20	101	29
O 03307	5315-392-4276	PIN: ADJUSTING BOLT (27315) 19T1821	EA		4									101	24
O 03309	5315-899-0192	PIN: OUTBOARD BEARING BRACKET PIN (27315) 19F63D19	EA		2									101	33
O 03309	5315-059-0226	PIN: OUTBOARD BEARING BRACKET PIN	EA		4									101	32



(1) SMR CODE INDEX NO.	(2) FEDERAL STOCK NUMBER	(3) DESCRIPTION  REFERENCE NO. & MFR. CODE      USABLE ON CODE		(4) UNIT OF ISSUE	(5) UNIT OF MEAS	(6) QTY INC IN UNIT	(7) 30 DAY DS MAINT ALLOWANCE			(8) 30-DAY GS MAINT ALLOWANCE			(9) 1-YR ALW PER 100 EQUIP CNTGCV	(10) DEPOT MAINT ALW PER 100 EQUIP	(11) ILLUSTRATION	
							(A)	(B)	(C)	(A)	(B)	(C)			(A)	(B)
							1-20	21-50	51-100	1-20	21-50	51-100			FIGURE NO.	ITEM NO/
X20 03310		PLATE: LOCKING ADJUSTING BOLT (27315) 18T4132	EA		2										101	3
O 03311	5305-206-0030	SCREW, CAP HEXAGON HEAD: ADJUSTING BOLT LOCK PIN (27315) 0609V064	EA		4										101	17
O 03312	5305-285-5178	SCREW, CAP, HEXAGON HEAD: LOCK PLATE (27315) 0626V112	EA		4										101	36
X2F 03313		SHAFT ASSEMBLY: CORDUROY, DRIVE, LEFT HAND (27315) L655-62-26	EA		1											
X2F 03314		BEARING ASSEMBLY: OUTBOARD (27315) 25N234F1	EA		2										101	6
P F 03315	2520-662-1416	BEARING, SLEEVE (27315) 5T1693	EA		4	*	*	2	*	*	2	8	20	101	4	4
X1 03316	2530-066-2185	BEARING, SLEEVE (27315) 25N234	EA		2											
X2F 03317		BLOCK ASSEMBLY: ADJUSTING, CORDUROY DRIVE, INSIDE (27315) 25N200D1F1 (USED WITH SHAFT ASSEMBLY, STOCK NO. (27315) L655-62-25 ONLY)	EA		1										101	11
X2F 03318		BLOCK ASSEMBLY: ADJUSTING CORDUROY DRIVE, INSIDE (27315) 25N200C2F1 (USED WITH SHAFT ASSEMBLY, STOCK NO. (27315) L655-62-26 ONLY)	EA		1										101	11
P F 03319	2520-425-8208	BEARING, SLEEVE (27315) 5T1717	EA		2	*	*	*	*	*	*	4	10	101	10	10
X1 03320		BLOCK: ADJUSTING. CORDUROY DRIVE (27315) 25N200D1 (USED WITH BLOCK ASSEMBLY, STOCK NO. (27315) 25N200D1F1 ONLY)	EA		1											
X1 03321		BLOCK: ADJUSTING, CORDUROY DRIVE (27315) 25N200D1 (USED WITH BLOCK, STOCK NO. (27315) 25N200D2F1 ONLY)	EA		1											
X2F 03322		BLOCK ASSEMBLY: ADJUSTING, CORDUROY DRIVE, OUTSIDE (27315) 25N202D1F1 (USED WITH SHAFT ASSEMBLY, STOCK NO. (27315) L655-62-25 ONLY)	EA		1										101	18

(1) SMR CODE INDEX NO.	(2) FEDERAL STOCK NUMBER	(3) DESCRIPTION  REFERENCE NO. & MER CODE      USABLE ON CODE	(4) UNIT OF ISSUE	(5) UNIT OF MEAS	(6) QTY INC IN UNIT	(7) 30 DAY DS MAINT ALLOWANCE			(8) 30-DAY GS MAINT ALLOWANCE			(9) 1-YR ALW PER 100 EQUIP CNTGCV	(10) DEPOT MAINT ALW PER 100 EQUIP	(11) ILLUSTRATION	
						(A)	(B)	(C)	(A)	(B)	(C)			(A)	(B)
						1-20	21-50	51-100	1-20	21-50	51-100			FIGURE NO.	ITEM NO/
X2F 03323		BLOCK ASSEMBLY: ADJUSTING, CORDUROY DRIVE, OUTSIDE (27315) 25N202D2F1 (USED WITH SHAFT ASSEMBLY, STOCK NO. (27315) L655-62-26 ONLY)	EA		1									101	18
P F 03324	2530-425-8182	BEARING, SLEEVE: FLANGED (27315) 5T1579	EA		2	*	*	*	*	*	*	4	10	101	19
X1 03325		BLOCK: ADJUSTING. CORDUROY DRIVE (27315) 25N202D1 (USED WITH BLOCK ASSEMBLY, STOCK NO. (27315) 25N020D1F1 ONLY)	EA		1										
X1 03326		BLOCK: ADJUSTING CORDUROY DRIVE (27315) 25N202D2 (USED WITH BLOCK ASSEMBLY, STOCK NO. (27315) 25N202D2F1 ONLY)	EA		1										
F 03327	5306-208-5592	BOLT, MACHINE: END PLATE	EA		2									101	7
F 03328	5306-227-0620	BOLT, MACHINE: END PLATE (27315) 0609V249	EA		2									101	20
O 03329	4730-186-3024	BUSHING, PIPE: FITTING (27315) 2401V001	EA		8									101	38
X2F 03330	3810-377-4545	COLLAR: SHAFT (27315) 18T3192	EA		2									101	21
O 03331	4730-187-7595	COUPLING: CRAWLER DRIVE SHAFT (27315) 2408V002	EA		4									101	13
X2F 03332	2520-024-1680	END PLATE: CRAWLER DRIVE SHAFT (27315) 18T3526	EA		2									101	3
O 03333	4730-050-4208	FITTING, LUBRICATION: CRAWLER DRIVE SHAFT ASSEMBLY (95879) 1610BL	EA		8									101	5
O 03334	4730-196-2055	NIPPLE, PIPE: CRAWLER DRIVE SHAFT ASSEMBLY (27315) 2419V035	EA		2									101	12
O 03335	4730-044-3979	NIPPLE, PIPE: EXTENSION (27315) 2419V037	EA		2									101	16
F 03336	5310-022-0067	NUT, PLAIN, HEXAGON: END PLATE BOLT (27315) 2045V009	EA		2									101	39

(1) SMR CODE INDEX NO.	(2) FEDERAL STOCK NUMBER	(3) DESCRIPTION  REFERENCE NO. & MER CODE      USABLE ON CODE	(4) UNIT OF ISSUE	(5) UNIT OF MEAS	(6) QTY INC IN UNIT	(7) 30 DAY DS MAINT ALLOWANCE			(8) 30-DAY GS MAINT ALLOWANCE			(9) 1-YR ALW PER 100 EQUIP CNTGCV	(10) DEPOT MAINT ALW PER 100 EQUIP	(11) ILLUSTRATION	
						(A)	(B)	(C)	(A)	(B)	(C)			(A)	(B)
						1-20	21-50	51-100	1-20	21-50	51-100			FIGURE NO.	ITEM NO/
F 03337	5310-022-0087	NUT, PLAIN, HEXAGON: END PLATE BOLT (27315) 2061V009	EA		2									101	23
F 03338	5305-042-8217	SCREW, CAP, HEXAGON HEAD: END PLATE BOLT (27315) 0626V113	EA		4									101	1
X2F 03339		SHAFT ASSEMBLY: DRIVE SPROCKET WHEEL (7315) 10N265F1	EA		2									101	30
F 03340	5315-141-1671	KEY: DRIVE SHAFT (27315) 20H1456D21	EA		4										
X1 03341		SHAFT: SPROCKET WHEEL (27315) 10N265	EA		2										
X2F 03342	2520-646-9721	SPROCKET, WHEEL (27315) 4N164	EA		2									101	8
X2F 03343		SPROCKET, WHEEL (27315) 4J31	EA		2									101	14
03344	5310-013-1047	WASHER, LOCK: END PLATE BOLT (27315) 3615V016	EA		4									101	22
F 00345	5310-010-3325	WASHER, LOCK: END PLATE SCREW (27315) 3615V013	EA		4									101	2
X2 03346	3810-618-6381	WASHER, THRUST: SHAFT (27315) 18T3191C2	EA		4									101	15
X2F 03347		SHAFT ASSEMBLY: CORDUROY DRIVE, RIGHT HAND (27315) L655-62-25 (SAME AS SHAFT ASSEMBLY, STOCK NO. (27315) L655-62-26 EXCEPT WHERE INDIVIDUAL COMPONENTS ARE ANNOTATED)	EA		1										
O 03348	5310-261-7340	WASHER, LOCK: ADJUSTING BOLT LOCK PIN (27315) 3616V009	EA		4									101	25
O 33349	5310-010-3325	WASHER, LOCK: LOCK PLATE (27315) 3615V013	EA		4									101	2
03350		1305 - TRACK ASSEMBLY													
X20 03351		TRACK, SHOE: CRAWLER TREAD (27315) 24N137	EA		80									102	1

(1) SMR CODE INDEX NO.	(2) FEDERAL STOCK NUMBER	(3) DESCRIPTION  REFERENCE NO. & MER CODE      USABLE ON CODE	(4) UNIT OF ISSUE	(5) UNIT OF MEAS	(6) QTY INC IN UNIT	(7) 30 DAY DS MAINT ALLOWANCE			(8) 30-DAY GS MAINT ALLOWANCE			(9) 1-YR ALW PER 100 EQUIP CNTGCY	(10) DEPOT MAINT ALW PER 100 FOUIP	(11) ILLUSTRATION	
						(A)	(B)	(C)	(A)	(B)	(C)			(A)	(B)
						1-20	21-50	51-100	1-20	21-50	51-100			FIGURE NO.	ITEM NO/
X20 03352		TREAD ASSEMBLY: CRAWLER (27315) L655-63-82	EA		2										
P O 03353	5306-680-5535	BOLT: SHOULDER (27315) 20T5688	EA		320	96	202	403	96	202	403	999	3200	102	2
P O 03354	5310-281-2423	NUT, PLAIN, HEXAGON: SHOULDER BOLT (27315) 20Z541	EA		320	96	202	403	96	202	403	999	3200	102	10
X2H 03355		RAIL: TRACK SHOE (95773) 084292	EA		2										
X2H 03356	2530-863-4035	BAR: SIDE, LEFT HAND (95773) 082339	EA		80									102	3
X2H 03357	2530-863-4036	BAR: SIDE. RIGHT HAND (95773) 082340	EA		80									102	7
P H 03358	2510-516-0078	BUSHING, SLEEVE (01406) 086481	EA		76				6	13	25	30	760	102	6
P O 03359	2530-662-8212	BUSHING, SLEEVE (95773) 079602	EA		4	*	2	2	*	2	2	16	1	102	4
O 03360	5315-679-3382	PIN: TRACK SHOE (95773) 079603	EA		4									102	8
P H 03361	2530-709-3269	PIN: TRACK SHOE LINK (95773) 079601	EA		76				2	2	2	25	150	102	9
P O 03362	2530-649-8534	WASHER THRUST (01406) 086534	EA		8	*	2	2	*	2	2	14	80	102	5
03363 0336A		GROUP 15 - FRAME 1501 - FRAME ASSEMBLY													
X20 03365		GUARD, MUD: LOWER TRACK ROLLERS (27315) 14N359	EA		4									99	19
O 03366	5310-763-8905	NUT, PLAIN. HEXAGON: ROLLER MUD GUARD MTG	EA		32									99	18
O 03367	5305-261-8905	SCREW, CAP, HEXAGON HEAD: ROLLER MUD GUARD MTG (27315) 0609V159	EA		22									99	8

(1) SMR CODE INDEX NO.	(2) FEDERAL STOCK NUMBER	(3) DESCRIPTION  REFERENCE NO. & MER CODE      USABLE ON CODE	(4) UNIT OF ISSUE	(5) UNIT OF MEAS	(6) QTY INC IN UNIT	(7) 30 DAY DS MAINT ALLOWANCE			(8) 30-DAY GS MAINT ALLOWANCE			(9) 1-YR ALW PER 100 EQUIP CNTGCV	(10) DEPOT MAINT ALW PER 100 EQUIP	(11) ILLUSTRATION	
						(A)	(B)	(C)	(A)	(B)	(C)			(A)	(B)
						1-20	21-50	51-100	1-20	21-50	51-100			FIGURE NO.	ITEM NO/
O 93368	5305-847-3893	SCREW, CAP, HEXAGON HEAD: ROLLER MUD GUARD MTG	EA		10									99	1
O 03369	5310-010-3325	WASHER, LOCK: ROLLER MUD GUARD MTG (27315) 3615V013	EA		32									99	17
03370		1502 - COUNTERWEIGHTS													
X20 03371		COUNTERWEIGHT: EXTENSION (27315) 22N234	EA		1										
X20 03372		COUNTERWEIGHT: SLUG PUNCHINGS (8250 LBS. REQUIRED) (27315) 091250082	EA		1										
03373		GROUP 18 - BODY, CAB, FOOD AND HULL													
03374		1801 - BODY, CAB, HD, HULL ASSEMBLIES													
X20 03375		BAFFLE: MOISTURE (27315) 100T163	EA		1										
O 03376	5310-045-1009	NUT, SELF-LOCKING: BAFFLE (27315) 20H1614D4	EA		1									103	19
O 03377	5305-012-0233	SCREW, CAP, HEXAGON HEAD: BAFFLE (27315) 0609V054	EA		1									103	17
X20 03378		WASHER: BAFFLE (27315) 18T6330	EA		2									103	18
O 03379	5306-207-3834	BOLT, MACHINE: CAB ASSEMBLY (27315) 0609V053	EA		135									106	2
X2F 03380		CAB ASSEMBLY (27315) L855-101-7	EA		1										
X20 03381		CAB: OPERATORS (27315) 27J323	EA		1									105	13
X1 03382		BRACKET: CAB PANEL (27315) 14P678	EA		1										
X1 03383		CLIP: REMOVABLE WINDOW (27315) 27T949	EA		2										

(1) SMR CODE INDEX NO.	(2) FEDERAL STOCK NUMBER	(3) DESCRIPTION  REFERENCE NO. & MER CODE      USABLE ON CODE	(4) UNIT OF ISSUE	(5) UNIT OF MEAS	(6) QTY INC IN UNIT	(7) 30 DAY DS MAINT ALLOWANCE			(8) 30-DAY GS MAINT ALLOWANCE			(9) 1-YR ALW PER 100 EQUIP CNTGCV	(10) DEPOT MAINT ALW PER 100 EQUIP	(11) ILLUSTRATION		
						(A)	(B)	(C)	(A)	(B)	(C)			(A)	(B)	
						1-20	21-50	51-100	1-20	21-50	51-100			FIGURE NO.	ITEM NO/	
X1 03384		LOCKPLATE: OPERATORS CAB (27315) 27T861	EA		1											
X20 03385		COVER: BOOM HOIST CABLE (27315) 27P1520	EA		1									103	4	
O 03386	4710-030-1397	BOLT: COVER (27315) D609V029	EA		8									103	5	
O 03387	5306-299-2366	BOLT, MACHINE: COVER (27315) 0609V053	EA		6									103	7	
X20 03388		GASKET: COVER (27315) 20Z708	EA		1									103	6	
O 03389	5310-012-0376	NUT, PLAIN, HEXAGON: COVER (27315) 2045V002	EA		8									103	21	
O 03390	5310-012-0377	NUT, PLAIN, HEXAGON: COVER (27315) 2045V003	EA		6									103	23	
O 03391	5310-012-0214	WASHER, LOCK: COVER (27315) 3616V008	EA		8									103	20	
O 03392	5310-261-7340	WASHER, LOCK: COVER (27315) 3616V009	EA		6									103	22	
X20 03393		COVER: GANTRY, LEFT HAND (27315) 14P677	EA		1									103	3	
X20 03394		COVER: GANTRY RIGHT HANDED (27315) 14P676	EA		1									103	1	
X20 03395		DOOR ASSEMBLY: FRONT PANEL (27315) 27P439F	EA		1											
O 03396	5306-263-7403	BOLT: FRONT DOOR (27315) 0660V131	EA		6									103	10	
X1 03397		DOOR: FRONT PANEL (27315) 27P439	EA		1									103	9	
X1 03398		CLIP: DOOR (27315) 27T954	EA		1											
X20 03399	5340-291-3519	HINGE DOOR FRONT PANEL (57068) 838	EA		2											

(1) SMR CODE INDEX NO.	(2) FEDERAL STOCK NUMBER	(3) DESCRIPTION  REFERENCE NO. & MER CODE      USABLE ON CODE	(4) UNIT OF ISSUE	(5) UNIT OF MEAS	(6) QTY INC IN UNIT	(7) 30 DAY DS MAINT ALLOWANCE			(8) 30-DAY GS MAINT ALLOWANCE			(9) 1-YR ALW PER 100 EQUIP CNTGCV	(10) DEPOT MAINT ALW PER 100 EQUIP	(11) ILLUSTRATION		
						(A)	(B)	(C)	(A)	(B)	(C)			(A)	(B)	
						1-20	21-50	51-100	1-20	21-50	51-100			FIGURE NO.	ITEM NO/	
X20 03400		HINGE: DOOR. FRONT PANEL (79243) P5840	EA		1											
O 03401	5310-012-0376	NUT, PLAIN, HEXAGON: FRONT DOOR (27315) 2045V002	EA		6									103	21	
O 03402	5310-012-0214	WASHER, LOCK: FRONT DOOR (27315) 3616V008	EA		6									103	20	
X20 03403		DOOR: RIGHT HAND REAR SLIDING (27315) 27N962	EA		1									104	4	
X20 03404		BOLT: SLIDING DOOR (48949) 1055J	EA		1											
X20 03405		RIVET: SLIDING DOOR (27315) 2517V296	EA		2											
X20 30406		ROLLER: SLIDING DOOR (27315) 32T174	EA		2											
X20 03407		DOOR: SLIDING, CRANE CAB (27315) 27N956F1	EA		1											
P O 03408	3110-967-8632	BEARING: SLIDING DOOR (43766) 411-34	EA		2	*	*	*	*	*	*	5	15	106	5	
X20 03409		DOOR: CAB (27315) 27N956	EA		1									106	16	
X20 03410		LATCH: DOOR (19220) 5696	EA		1									106	13	
O 03411	5310-741-0343	NUT, PLAIN, HEXAGON: DOOR	EA		4									106	8	
O 034112	5315-893-9651	PIN: CAB DOOR (27315) 19T2409	EA		2									106	7	
X1 03413		PLATE: DOOR ADAPTER (27315) 27T1139	EA		1											
O '03414	5305-988-1725	SCREW, MACHINE: DOOR	EA		4									106	1	
O 03415	5310-010-3319	WASHER, LOCK: DOOR	EA		4									106	9	

(1) SMR CODE INDEX NO.	(2) FEDERAL STOCK NUMBER	(3) DESCRIPTION  REFERENCE NO. & MFR. CODE      USABLE ON CODE		(4) UNIT OF ISSUE	(5) UNIT OF MEAS	(6) QTY INC IN UNIT	(7) 30 DAY DS MAINT ALLOWANCE			(8) 30-DAY GS MAINT ALLOWANCE			(9) 1-YR ALW PER 100 EQUIP CNTGCY	(10) DEPOT MAINT ALW PER 100 EQUIP	(11) ILLUSTRATION	
							(A)	(B)	(C)	(A)	(B)	(C)			(A)	(B)
							1-20	21-50	51-100	1-20	21-50	51-100			FIGURE NO.	ITEM NO/
X20 03416	3655-404-4119	HANDLE: SLIDING DOOR (19220) 5655	EA		1										106	12
X20 03417		HANDLE: SLIDING DOOR (19220) 5662-0	EA		1										106	17
O 03419	5310-176-8137	NUT: SLIDING DOOR	EA		3										106	14
O	5315-011-2009	PIN: SLIDING	EA		1										106	11
O 03120	5305-011-0500	SCREW, MACHINE: SLIDING DOOR	EA		3										106	18
O 04321	5310-013-1002	WASHER, FLAT: SLIDING DOOR (27315) 18T3563	EA		2										106	6
O 03422	5310-043-2226	WASHER: SLIDING DOOR	EA		3										106	15
X20 03423		DOOR: SLIDING REAR LEFT HAND (27315) 27N961	EA		1										104	5
X20 03424		BOLT: SLIDING DOOR (48949) 1055J	EA		1											
X20 03425		RIVET: SLIDING DOOR (27315) 2517V296	EA		2											
X20 03426		ROLLER: SLIDING DOOR (27315) 32T174	EA		2											
X20 03427		DOOR- SWINGING (27315) 27N1173	EA		1										107	3
X20 03428	5340-050-3081	HINGE: DOOR (27315) 20Z377D3	EA		3											
O 03X29	5310-012-0376	NUT, PLAIN, HEXAGON: DOOR (27315) 2045V002	EA		9										107	7
X1 03428		PLATE: LATCH (27315) 18T5275	EA		1											
O 33431	5340-050-3081	SCREW, MACHINE: DOOR (27315) 0644V114	EA		9										107	5



(1) SMR CODE INDEX NO.	(2) FEDERAL STOCK NUMBER	(3) DESCRIPTION  REFERENCE NO. & MER CODE      USABLE ON CODE	(4) UNIT OF ISSUE	(5) UNIT OF MEAS	(6) QTY INC IN UNIT	(7) 30 DAY DS MAINT ALLOWANCE			(8) 30-DAY GS MAINT ALLOWANCE			(9) 1-YR ALW PER 100 EQUIP CNTGCV	(10) DEPOT MAINT ALW PER 100 EQUIP	(11) ILLUSTRATION	
						(A)	(B)	(C)	(A)	(B)	(C)			(A)	(B)
						1-20	21-50	51-100	1-20	21-50	51-100			FIGURE NO.	ITEM NO/
O 03432	5310-012-0214	WASHER, LOCK: DOOR (27315) 3616V008	EA		9									107	6
X20 03433		GUARD: PULLEY. FRONT ENCLOSURE (27315) 27N512	EA		1									103	15
X20 03434		GUIDE: LOWER REAR DOOR (27315) 27P1344	EA		1									104	1
X20 03435		GUIDE: UPPER DOOR (27315) 27P800	EA		1									106	4
X20 03436		GUIDE: UPPER REAR DOOR (27315) 27P1343	EA		1									104	2
X20 03437		HANDLE ASSEMBLY (27315) 27T1629F1	EA		1										
X20 03438		HANDRAIL (27315) 27T629	EA		1									105	15
O 03439	5310-022-0086	NUT, PLAIN, HEXAGON: HANDLE (27315) 245V008	EA		2									105	16
O 03440	5310-754-2248	NUT, PLAIN, HEXAGON: HANDLE (27315) 2061V008	EA		2									105	18
O 03441	5310-010-3326	WASHER, LOCK HANDLE (27315) 3615V015	EA		2									105	17
X20 03442		LOUVER: LEFT HAND SIDE PANEL (27315) 27N1171	EA		1									107	4
X1 03443		CLIP: DOOR LOCK (27315) 27T934	EA		2										
O 03444	5310-045-1009	NUT, SELF-LOCKING: CAB ASSEMBLY (27315) 20H1614D4	EA		280									106	3
X20 03445		PANEL: CAB CEILING, RIGHT HAND FRONT (27315) 27P819	EA		1									105	5
X20 03446		BOLT: LATCH (27315) 6Z7D1	EA		1										
X1 03447		CLIP: LATCH (27315) 27T963	EA		1										

(1) SMR CODE INDEX NO.	(2) FEDERAL STOCK NUMBER	(3) DESCRIPTION  REFERENCE NO. & MER CODE      USABLE ON CODE	(4) UNIT OF ISSUE	(5) UNIT OF MEAS	(6) QTY INC IN UNIT	(7) 30 DAY DS MAINT ALLOWANCE			(8) 30-DAY GS MAINT ALLOWANCE			(9) 1-YR ALW PER 100 EQUIP CNTGCY	(10) DEPOT MAINT ALW PER 100 EQUIP	(11) ILLUSTRATION			
						(A)	(B)	(C)	(A)	(B)	(C)			(A)	(B)		
						1-20	21-50	51-100	1-20	21-50	51-100			FIGURE NO.	ITEM NO/		
X20 D3448	9510-596-2015	HINGE: BUTT (27315) 3-27P819	EA		1												
X20 03449		BAR: STEEL (27315) 3-27P819	EA		2									105	7		
X20 03450		LATCH: PANEL (27315) 2T958	EA		2												
X20 03451		PANEL: CAB. FRONT ENCLOSURE, CENTER (27315) 27P809	EA		1									103	14		
X20 03452		PANEL: CAB, FRONT, LEFT HAND, ENCLOSURE (27315) 27N1175	EA		1									103	12		
X20 03453		PANEL: CAB, LEFT HAND SIDE, FRONT ENCLOSURE (27315) 27N1079	EA		1									103	13		
X20 03454		PANEL: CAB, REAR (27315) 27J193	EA		1									103	2		
X1 03455		BAR: REINFORCING (27315) 27P781	EA		2												
X1 03456		PANEL: CAB, REAR (27315) 27N490	EA		1												
X1 03457		SUPPORT: CAB, PANEL (27315) 27P789	EA		1												
X1 03458		SUPPORT: CAB, PANEL (27315) 27P08	EA		1												
X1 03459		SUPPORT: CAB, PANEL (27315) 27T1945	EA		5												
X1 03460		WELL: CAB, PANEL (27315) 27P821	EA		1												
X20 03461		PANEL: CAB, RIGHT HAND, REAR CORNER (27315) 27N963	EA		1									104	3		
X20 03462		PANEL: CAB RIGHT HAND SIDE, FRONT ENCLOSURE (27315) 27N508	EA		1												
X20 03463		PANEL: CAB, RIGHT HAND SIDE, FRONT ENCLOSURE (27315) 27N510	EA		1									105	11		

(1) SMR CODE INDEX NO.	(2) FEDERAL STOCK NUMBER	(3) DESCRIPTION  REFERENCE NO. & MER CODE      USABLE ON CODE	(4) UNIT OF ISSUE	(5) UNIT OF MEAS	(6) QTY INC IN UNIT	(7) 30 DAY DS MAINT ALLOWANCE			(8) 30-DAY GS MAINT ALLOWANCE			(9) 1-YR ALW PER 100 EQUIP CNTGCV	(10) DEPOT MAINT ALW PER 100 EQUIP	(11) ILLUSTRATION	
						(A)	(B)	(C)	(A)	(B)	(C)			(A)	(B)
						1-20	21-50	51-100	1-20	21-50	51-100			FIGURE NO.	ITEM NO/
X20 03640		PANEL: CAB, UPPER LEFT HAND, FRONT ENCLOSURE (27315) 27P811	EA		1									103	24
X20 03465		PANEL: CENTER. RIGHT HAND, CAB (27315) 27N1170	EA		1									106	19
X1 03466		CABINET: PARTS BOOK (27315) 27T789	EA		1										
X1 03467		CLIP: PANEL (27315) 27T874	EA		1										
X1 03468		HAND RAIL: PANEL (27315) 27T875	EA		1										
X1 03469		PLATE: CORNER WINDOW CHANNEL (27315) 27T715	EA		1										
X20 03470		LATCH: PULL WINDOW (27315) 27T716	EA		1										
X20 03471	5320-067-9839	RIVET: LATCH (27315) 251V298	EA		1										
X1 03472		PLATE: CORNER WINDOW CHANNEL (27315) 27T943	EA		1										
X20 03473		PANEL: FRONT ENCLOSURE (27315) 27N509	EA		1									103	16
X20 03474		PANEL: LEFT HAND CAB, FRONT (27315) 27J190	EA		1									103	8
X1 034175		BAR: LEFT HAND FRONT (27315) 27P781	EA		1										
M O 03476		CHAIN: WINDOW CHANNEL  MANUFACTURE FROM:	EA		1										
P O 03477	4010-186-9383	CHAIN (5 IN. REQUIRED)	FT												SEE GRP 9501
O 03478	5315-059-0206	PIN: CHAIN (27315) 2201V063	EA		1										
X1 03479		SECTION: BALL (27315) 27P779	EA		1										

(1) SMR CODE INDEX NO.	(2) FEDERAL STOCK NUMBER	(3) DESCRIPTION  REFERENCE NO. & MER CODE      USABLE ON CODE	(4) UNIT OF ISSUE	(5) UNIT OF MEAS	(6) QTY INC IN UNIT	(7) 30 DAY DS MAINT ALLOWANCE			(8) 30-DAY GS MAINT ALLOWANCE			(9) 1-YR ALW PER 100 EQUIP CNTGCV	(10) DEPOT MAINT ALW PER 100 EQUIP	(11) ILLUSTRATION		
						(A)	(B)	(C)	(A)	(B)	(C)			(A)	(B)	
						1-20	21-50	51-100	1-20	21-50	51-100			FIGURE NO.	ITEM NO/	
X1 03480		SUPPORT: CAB PANEL (27315) 27P880	EA		1											
X1 03481		SUPPORT: CAB PANEL (27315) 27P805	EA		1											
X20 03182		PANEL: LEFT HAND CAB, FRONT (27315) 27J191	EA		1									105	6	
X20 03483		PANEL: LEFT HAND CAB, FRONT (27315) 27N503	EA		1									107	1	
X20 03484		PANEL: LEFT HAND, CENTER, CAB (27315) 27N1174	EA		1									107	2	
X20 03485		PANEL: LEFT HAND CORNER CAB (27315) 27N964	EA		1									104	6	
X20 03486		PANEL: OPERATORS CAB, UPPER RIGHT HAND, FRONT (27315) 27P810	EA		1									105	9	
X20 03487		PANEL: REAR, RIGHT HAND, CAB (27315) 27N955	EA		1											
X20 03488		PLATE: CORNER PANEL (27315) 27T1215	EA		2									106	1	
X20 03489		LATCH: WINDOW PULL (27315) 27T716	EA		1											
O 03490	5320-010-4110	RIVET: LATCH (27315) 2517V298	EA		1	*	*	*	*	*	*	*	*			
X20 03491		PANEL: RIGHT HAND CAB, FRONT (27315) 27N801	EA		1									105	8	
X20 03492		POST: LEFT HAND, FRONT, CORNER (27315) 27N1172	EA		1									103	11	
O 03493	5305-012-0233	SCREW, MACHINE: CAB ASSEMBLY (27315) 0609V054	EA		76									106	25	
O 03494	5305-984-5689	SCREW, MACHINE: CAB ASSEMBLY (27315) 0660V144	EA		45									106	26	
O 034915	5305-984-5691	SCREW, MACHINE: CAB ASSEMBLY (27315) 0660V146	EA		30									106	20	

(1) SMR CODE INDEX NO.	(2) FEDERAL STOCK NUMBER	(3) DESCRIPTION  REFERENCE NO. & MER CODE      USABLE ON CODE	(4) UNIT OF ISSUE	(5) UNIT OF MEAS	(6) QTY INC IN UNIT	(7) 30 DAY DS MAINT ALLOWANCE			(8) 30-DAY GS MAINT ALLOWANCE			(9) 1-YR ALW PER 100 EQUIP CNTGCV	(10) DEPOT MAINT ALW PER 100 EQUIP	(11) ILLUSTRATION	
						(A)	(B)	(C)	(A)	(B)	(C)			(A)	(B)
						1-20	21-50	51-100	1-20	21-50	51-100			FIGURE NO.	ITEM NO/
O 03496	531-209-0711	WASHER, FLAT: COVER	EA		43									106	23
O 03497	5310-261-7340	WASHER, LOCK: COVER (27315) 3616V009	EA		43									106	24
X20 03498		WINDOW: CAB (27315) 27P1342	EA		1										
P O 03499	3810-963-6362	WINDOW, CAB (27315) 27Z100	EA		1	*	*	2	*	*	2	7	10	105	4
X20 03500		WINDOW CHANNEL (74928) 102-62	EA		1									105	3
X20 03501		WINDOW FRAME LOWER FRONT (27315) 27N958	EA		1									105	14
X20 03502		WINDOW FRAME UPPER FRONT (27315) 27N959	EA		1									105	1
X1 03503		CLIP: WINDOW LOCK (27315) 27T989	EA		1										
X20 03503		HANDLE: FRONT WINDOW (27315) 27T686	EA		1										
X1 03505		HANDLE: UPPER FRONT WINDOW (27315) 27T944	EA		1										
P O 03506	9340-980-8916	WINDOW: FRONT PANEL CAB, LOWER (27315) 27P1339	EA		1	*	*	2	*	*	2	7	10		
X20 03507		WINDOW CHANNEL (74928) 102-62	EA		1									105	3
P O 03508	3810-966-1967	WIND GLASS: CAB, FRONT PANEL (27315) 27Z98	EA		1	*	*	2	*	*	2	7	10	105	19
X20 03509		WINDOW: LEFT HAND SIDE OPERATORS CAB (27315) 27N957	EA		1										
P O 03510	3810-963-6363	WINDOW, CAB (27315) 27Z101	EA		1	*	*	2	*	*	2	7	10	105	10
X20 03511		WINDOW CHANNEL (74928) 102-62	EA		1									105	3

(1) SMR CODE INDEX NO.	(2) FEDERAL STOCK NUMBER	(3) DESCRIPTION  REFERENCE NO. & MER CODE      USABLE ON CODE	(4) UNIT OF ISSUE	(5) UNIT OF MEAS	(6) QTY INC IN UNIT	(7) 30 DAY DS MAINT ALLOWANCE			(8) 30-DAY GS MAINT ALLOWANCE			(9) 1-YR ALW PER 100 EQUIP CNTGCV	(10) DEPOT MAINT ALW PER 100 EQUIP	(11) ILLUSTRATION			
						(a)	(b)	(c)	(a)	(b)	(c)			(a)	(b)		
						1-20	21-50	51-100	1-20	21-50	51-100			FIGURE NO.	ITEM NO/		
X20 03512	3810-966-1968	WINDOW: SLIDING DOOR (27315) 27P1341	EA		1												
X20 03513		CHANNEL: WINDOW (74982) 102-62	EA		1									106	21		
P O 03514		GLASS: WINDOW (27315) 27Z99	EA		1	*	*	2	*	*	2	7	10	106	22		
X20 03515		WINDOW: UPPER FRONT OPERATORS CAB (27315) 27P1340	EA		1												
X20 03516		WINDOW CHANNEL (74982) 102-62	EA		1										105	3	
P O 03517		WINDOW GLASS: OPERATORS CAB (27315) 27Z97	EA		1	*	*	2	*	*	2	7	10	105	2		
03518	1806 - SEATS																
X20 03519	3810-966-1985	SEAT ASSEMBLY: INDIVIDUAL (27315) 48U2	EA		1												
X20 03520		BASE: SEAT (27315) 48Z7	EA		1										108	7	
X20 03521		FRAME: SEAT (27315) 48Z6	EA		1										108	8	
O 03522		5310-584-5005	NUT, PLAIN, HEXAGON: SEAT SCREW (27315) 205V001	EA		4									108	5	
X20 03523		PIN: SEAT BASE (27315) 48Z8	EA		1										108	6	
O 03524	5305-225-3839	SCREW. CAP, HEXAGON HEAD: SEAT (27315) 0609v4	EA		4									108	2		
P O 03525	3810-980-8917	SEAT: INDIVIDUAL (27315) 48Z5	EA		1	*	*	*	*	*	*	5	10	108	1		
O 03526	5310-012-0380	WASHER, LOCK: SEAT SCREW (27315) 3616VO07	EA		4									108	4		

(1) SMR CODE INDEX NO.	(2) FEDERAL STOCK NUMBER	(3) DESCRIPTION  REFERENCE NO. & MER CODE      USABLE ON CODE	(4) UNIT OF ISSUE	(5) UNIT OF MEAS	(6) QTY INC IN UNIT	(7) 30 DAY DS MAINT ALLOWANCE			(8) 30-DAY GS MAINT ALLOWANCE			(9) 1-YR ALW PER 100 EQUIP CNTGCV	(10) DEPOT MAINT ALW PER 100 EQUIP	(11) ILLUSTRATION	
						(a)	(b)	(c)	(a)	(b)	(c)			(a)	(b)
						1-20	21-50	51-100	1-20	21-50	51-100			FIGURE NO.	ITEM NO/
X20 03527		WASHER: SEAT SCREW (27315) 48uz	EA		4									108	3
03528		1818 - BOXES, CARRYING CASES													
O 03529	5306-225-9081	BOLT, MACHINE: TOOL BOX MTG	EA		4										
X20 03530		BOX, TOOL (27315) 27P1041	EA		1									109	1
X1 03531		HASP: HINGED (27315) 20Z22	EA		1										
X1 03532		HINGE: BUTT TOOL BOX (27315) 20Z319D1	EA		2										
X1 03533		LATCH: TOOL BOX EA 2 (27315) 21Z67													
X20 03534		BRACKET: GUN CASE (27315) 16T672	EA		1									109	10
X20 03535		CASE MA Y: GUN (81336) D78296	EA		1									109	6
O 03536	5310-012-0377	NUT, PLAIN HEXAGON: B01ACKET CASE MTG (273155) 25V003	EA		2									109	8
O 03537	5310-816-1030	NUT, PLAIN, HEXAGON: BRACKET CASE MTG	EA		5									109	11
O 03538	5310-012-0376	NUT, PLAIN, HEXAGON: TOOL BOX MTG BOLT	EA		4									109	4
O 03539	5305-013-3153	SCREW, MACHINE: BRACKET CASE MTG (273155) 0660V144	EA		2									109	7
O 03540	5310-261-7340	WASHER, LOCK: BRACKET MTG (27315) 3616V009	EA		2									109	9
O 03541	5310-101-3320	WASHER: TOOL BOX MTG BOLT	EA		4									109	3

(1) SMR CODE INDEX NO.	(2) FEDERAL STOCK NUMBER	(3) DESCRIPTION  REFERENCE NO. & MER CODE      USABLE ON CODE	(4) UNIT OF ISSUE	(5) UNIT OF MEAS	(6) QTY INC IN UNIT	(7) 30 DAY DS MAINT ALLOWANCE			(8) 30-DAY GS MAINT ALLOWANCE			(9) 1-YR ALW PER 100 EQUIP CNTGCY	(10) DEPOT MAINT ALW PER 100 EQUIP	(11) ILLUSTRATION	
						(a)	(b)	(c)	(a)	(b)	(c)			(a)	(b)
						1-20	21-50	51-100	1-20	21-50	51-100			FIGURE NO.	ITEM NO/
03542		GROUP 22 - BODY, CHASSIS OR HULL AND ACCESSORY ITEMS													
03543		2202 - ACCESSORY ITEMS													
0 03544	4730-28&-9964	ADAPTER, PIPE TO TUBE (27315) 44Z214D5	EA		1									110	18
X20 03546		BRACKET: HEATER LINE SUPPORT (27315) 16T1615	EA		1										
X20 03507		CLAMP HOSE (88145) 5912	EA		9									32	22
X20 03508		CLAMP, LOOP: HEATER (27315) 0911V004	EA		7									110	21
P O 03549	4820-202-6468	COCK: HEATER (14959) 84-3-4	EA		2	*	*	2	*	*	2	8	10	32	2
0 03550	4730-085-3470	ELBOW: ADAPTER TO FITTING (27315) 244Z549	EA		2									110	19
0 03551	4730-595-0141	ELBOW, HEATER (27315) 244V020	EA		1									110	3
X20 03552		ELBOW: HEATER (27315) 244V005	EA		1									32	26
X20 03553		FITTING: HEATER (27315) 4T5	EA		2									32	23
X20 03554		FITTING: HEATER. ELBOW TO HOSE (27315) 44T4	EA		2									110	20
X20 03555		GUARD: HEATER (27315) 14P1296	EA		1									110	1
X20 03556		HEATER: PERSONNEL COMPARTMENT, VEHICULAR (80883) H901-24V	EA		1									110	12
X2F 03557		BLADE ASSEMBLY: FAN (80883) A4878	EA		2									111	3
F 03558	5305-017-9139	SETSCREW: FAN BLADE	EA		2									111	4



(1) SMR CODE INDEX NO.	(2) FEDERAL STOCK NUMBER	(3) DESCRIPTION  REFERENCE NO. & MER CODE      USABLE ON CODE	(4) UNIT OF ISSUE	(5) UNIT OF MEAS	(6) QTY INC IN UNIT	(7) 30 DAY DS MAINT ALLOWANCE			(8) 30-DAY GS MAINT ALLOWANCE			(9) 1-YR ALW PER 100 EQUIP CNTGCV	(10) DEPOT MAINT ALW PER 100 EQUIP	(11) ILLUSTRATION	
						(a)	(b)	(c)	(a)	(b)	(c)			(a)	(b)
						1-20	21-50	51-100	1-20	21-50	51-100			FIGURE NO.	ITEM NO/
O 03559	5306-012-6325	BOLT, SQUARE NECK: HEATER BRACKET (27315) 0605VO21	EA		4									111	10
X20 03560		BRACKET: HEATER (27315) 16T1598	EA		2									111	6
X2F 03561		CORE: HEATER (27315) 52Z44	EA		1									111	5
X2F 03562		MOTOR: DIRECT CURRENT (27315) 6724	EA		2									111	2
O 03563	5310-584-5005	NUT, PLAIN, HEXAGON: HEATER BRACKET (27315) 2045V001	EA		4									111	8
O 03564	4730-142-1851	PLUG, PIPE: HEATER	EA		1									110	13
O 03565	4730-221-2140	PLUG, PIPE: HEATER	EA		2									110	17
O 03566	5305-855-0958	SCREW, TAPPING THREAD: HEATER	EA		1									111	9
O 03567	5310-012-380	WASHER, LOCK: HEATER BRACKET (27315) 3616V007	EA		14									111	7
O 03568	4720-966-2013	HOSE: HEATER (27315) 78-100J620	EA		2	*	2	2	*	2	2	20	100	110	8
O 03569	4720-966-201	HOSE : HEATER, 6 FT LG (27315) 93-100J1620	EA		1	*	*	2	*	*	2	10	50	110	7
O 03570	4720-966-2012	HOSE: HEATER, 11 1/2 IN. LG (27315) 108-100J1620	EA		1	*	*	2	*	*	2	10	50	110	5
O 03571	4720-966-3807	HOSE, METAL: HEATER, 9 FT LG (27315) 92-100J620	EA		1	*	*	2	*	*	2	10	50	110	22
O 03572	4720-966-1993	HOSE, RUBBER: HEATER, 4 1/2 IN. LG (27315) 108-100J1620	EA		1	*	*	2	*	*	2	10	50	32	21
O 03573	6240-044-6914	LAMP, INCANDESCENT (24455) 1683	EA		1	2	3	6	2	3	6	70	15	93	9
O 03574	6230-239-3523	LIGHT, EXTENSION (13445) DL38	EA		1	*	*	*	*	*	*	5	10	93	10

(1) SMR CODE INDEX NO.	(2) FEDERAL STOCK NUMBER	(3) DESCRIPTION  REFERENCE NO. & MER CODE      USABLE ON CODE	(4) UNIT OF ISSUE	(5) UNIT OF MEAS	(6) QTY INC IN UNIT	(7) 30 DAY DS MAINT ALLOWANCE			(8) 30-DAY GS MAINT ALLOWANCE			(9) 1-YR ALW PER 100 EQUIP CNTGCV	(10) DEPOT MAINT ALW PER 100 EQUIP	(11) ILLUSTRATION	
						(a)	(b)	(c)	(a)	(b)	(c)			(a)	(b)
						1-20	21-50	51-100	1-20	21-50	51-100			FIGURE NO.	ITEM NO/
O 03575	4730-193-2715	NIPPLE, PIPE: HEATER	EA		2									32	25
03576	5310-584-5005	NUT, PLAIN, HEXAGON: HEATER MTG (27315) 2045V001	EA		4									110	9
03577	5310-275-1706	NUT, PLAIN, HEXAGON: THERMOSTAT MTG	EA		1									111	1
03578	5310-045-1009	NUT, SELF-LOCKING: HEATER GUARD (27315) 2OH161hD4	EA		2									110	16
X20 03579	5310-205-5511	PADLOCK: TOOL AND DOOR	EA		5									109	5
03580	5305-225-3839	SCREW, CAP HEXAGON HEAD: BRACKET (273155) 0626v06	EA		1										
03581	5305-269-3213	SCREW, CAP, HEXAGON HEAD: HEATER GUARD	EA		2									110	15
03582	5305-207-7059	SCREW, CAP, HEXAGON HEAD: HEATER MTG (27315) 0626V008	EA		4									110	11
03583	5305-013-2688	SCREW, MACHINE: THERMOSTAT MTG	EA		1									111	11
M O 03584		TUBE: HEATER INLET (27315) 86-100J1620 MANUFACTURE FROM:	EA		1									110	23
P O 03585	4710-277-7580	TUBE, COPPER (10 FT REQUIRED)	FT												
M O 03586		TUBE: HEATER OUTLET (27315) 89-100J1620 MANUFACTURE FROM:	EA		1									110	6
P O 03587	4710-277-7580	TUBE, COPPER (7 FT REQUIRED)	FT												
O 03588	5310-012-0380	WASHER, LOCK: HEATER MTG (27315) 3615V007	EA		4									110	10

(1) SMR CODE INDEX NO.	(2) FEDERAL STOCK NUMBER	(3) DESCRIPTION  REFERENCE NO. & MER CODE      USABLE ON CODE	(4) UNIT OF ISSUE	(5) UNIT OF MEAS	(6) QTY INC IN UNIT	(7) 30 DAY DS MAINT ALLOWANCE			(8) 30-DAY GS MAINT ALLOWANCE			(9) 1-YR ALW PER 100 EQUIP CNTGCY	(10) DEPOT MAINT ALW PER 100 FOUIP	(11) ILLUSTRATION		
						(a)	(b)	(c)	(a)	(b)	(c)			(a)	(b)	
						1-20	21-50	51-100	1-20	21-50	51-100			FIGURE NO.	ITEM NO/	
03589		2210 - DATA PLATES														
X20 03590	3810-085-8969	MODIFICATION KIT, CAUTION PLATE: HIGH WIRE (81336) MWOENG1999-4	EA		1											
F 03591	5315-423-3924	NAIL, ESCUTCHEON (77260) X455	EA		2											
F 03592	5310-584-505	NUT: IDENTIFICATION PLATES (27315) 2046V001	EA		12											
X20 03593		PLATE: CAPACITY RATING (27315) 32U46	EA		1											
X2F 03594	9905-807-3712	PLATE: CORPS OF ENGINEERS	EA		1											
X2F 03595	1680 514-7833	PLATE: DIESEL GOVERNOR IDENTIFICATION (77260) X1244-1	EA		1											
X2F 03596		PLATE: ENGINE IDENTIFICATION AND RATING (89923) 20183	EA		1											
X2F 03597		PLATE, IDENTIFICATION (89923) 11585	EA		1											
X2F 03598		PLATE, IDENTIFICATION (27315) 32N42C1	EA		2											
X20 03599		PLATE: LIFTING SLING INSTRUCTION (27315) 36Z219	EA		1											
X20 03600		PLATE: TRADE MARK, P AND H (27315) 32PH	EA		1											
X20 03601		PLATE: TRANSPORTATION (27315) 32U50	EA		1											
F 03602	5305-014-5368	SCREW: DRIVE (89923) 23555	EA		4											
F 03603	5305-014-5368	SCREW DRIVE: IDENTIFICATION PLATE (93) 23555	EA		4											
F 03604	5305-988-1724	SCREW, MACHINE: IDENTIFICATION PLATES (27315) 0660v111	EA		12											

(1) SMR CODE INDEX NO.	(2) FEDERAL STOCK NUMBER	(3) DESCRIPTION  REFERENCE NO. & MER CODE      USABLE ON CODE	(4) UNIT OF ISSUE	(5) UNIT OF MEAS	(6) QTY INC IN UNIT	(7) 30 DAY DS MAINT ALLOWANCE			(8) 30 DAY GS MAINT ALLOWANCE			(9) 1-YR ALW PER 100 EQUIP CNTGCV	(10) DEPOT MAINT ALW PER 100 EQUIP	(11) ILLUSTRATION	
						(a)	(b)	(c)	(a)	(b)	(c)			(a)	(b)
						1-20	21-50	51-100	1-20	21-50	51-100			FIGURE NO.	ITEM NO/
F 03605 F 03606	5305-017-3185  5310-012-0380	SCREW, DRIVE: PLATE  WASHER, LOCK: IDENTIFICATION PLATES (27315) 3616V007	EA  EA		12										

(1) SMR CODE INDEX NO.	(2) FEDERAL STOCK NUMBER	(3) DESCRIPTION  REFERENCE NO. & MER CODE      USABLE ON CODE	(4) UNIT OF ISSUE	(5) UNIT OF MEAS	(6) QTY INC IN UNIT	(7) 30 DAY DS MAINT ALLOWANCE			(8) 30-DAY GS MAINT ALLOWANCE			(9) 1-YR ALW PER 100 EQUIP CNTGCV	(10) DEPOT MAINT ALW PER 100 EQUIP	(11) ILLUSTRATION		
						(a)	(b)	(c)	(a)	(b)	(c)			(a)	(b)	
						1-20	21-50	51-100	1-20	21-50	51-100			FIGURE NO.	ITEM NO/	
03607		GROUP 43 - HYDRAULIC SYSTEMS														
03608		4301 - STRAINERS, FILTERS, HOSE, PIPE, FITTING, TUBING, ETC														
O 03609	4730-277-8768	ADAPTER: HEADER SUPPLY LINE (79470) 200X5	EA		13										114	4
O 03610	2530-496-3309	ADAPTER HOSE (63477) FC6460A	EA		17										112	4
O 03611	4730-288-9964	ADAPTER, PIPE TO TUBE (27315) 44ZQ14D5	EA		2										113	16
O 03612	4730-230-1980	ADAPTER: PROPEL BRAKE LINE (27315) 44Z15	EA		1										113	27
O 03613	5306-637-4914	BOLT, MACHINE: HYDRAULIC SWIVEL KEEPER PLATE (27315) 0626v023	EA		4										113	12
X20 03614		BOLT: TUBING BRACKET (27315) 20H1611D1	EA		2										112	9
X20 03615		BOLT: VERTICAL PROPEL LINE LOCK PLATE (27315) 0626V045	EA		2										113	23
X20 03616		BRACKET: BOOM HOIST ADAPTER (27315) 16T632	EA		1										112	3
X20 03617		BRACKET: HOIST AND PLANETARY LINES (27315) 18T3333	EA		2											
X20 03618	3810-321-8903	BRACKET: HOIST DRUM AND ADAPTER PLATE TUBING (27315) 18T3354	EA		2											
X20 03619		BRACKET: HYDRAULIC TUBING (27315) 16T483	EA		1										112	12
X20 03620		BRACKET: PROPEL BRAKE AND DIGGING LINES (27315) 16T1386	EA		1										113	4
X20 03621		BRACKET: PROPEL LINE MTG (27315) 16T493	EA		2											

(1) SMR CODE INDEX NO.	(2) FEDERAL STOCK NUMBER	(3) DESCRIPTION  REFERENCE NO. & MER CODE      USABLE ON CODE	(4) UNIT OF ISSUE	(5) UNIT OF MEAS	(6) QTY INC IN UNIT	(7) 30 DAY DS MAINT ALLOWANCE			(8) 30-DAY GS MAINT ALLOWANCE			(9) 1-YR ALW PER 100 EQUIP CNTGCV	(10) DEPOT MAINT ALW PER 100 FOUIP	(11) ILLUSTRATION		
						(a)	(b)	(c)	(a)	(b)	(c)			(a)	(b)	
						1-20	21-50	51-100	1-20	21-50	51-100			FIGURE NO.	ITEM NO/	
X20 03622		BRACKET: SUPPLY LINES (27315) 18'3357	EA		1											
X20 03623		CLAMP: MAIN SUPPLY LINE (27315) 18T3847	EA		2											
X20 03624		CLAW: PROPEL BRAKE LINE (27315) 0909V001	EA		2											
X20 03625		CLAMP: SUPPLY LINE (27315) 090V01	EA		2											
X20 03626		CLAMP: SUPPLY LIKES (27315) 20P200	EA		1											
X20 03627		CLAMP: SWING AMD HOIST SUPPLY LINE (27315) 18T3848	EA		1											
P 03628	5340-371-8134	CLIP: ROCK HOSE (63477) FC3052	EA		17	2	2	3	2	2	3	40	100	112	6	
P O 03629	5340-371-4134	CLIP: ROCKER HOSE (63477) FC3052 (INITIALLY SHOWN AS INDEX No. 03628)	EA		4	*	2	2	*	2	2	12	30	113	2	
M O 03630		CONDUIT: BOOM BRAKE LINE (27315) 19-100J1142 MANUFACTURE FROM:	EA		1									112	2	
P O 03631	5975-132-9475	CONDUIT, FLEXIBLE METAL  (15 FT 4 IN. REQUIRED)	FT			SEE GRP 9501										
M O 03632		CONDUIT: BOOM PLANETARY (27315) 18-100J1142 MANUFACTURE FROM:	EA		1									112	2	
P O 03633	5975-132-9475	CONDUIT, FLEXIBLE METAL  (15 FT 8 IN. REQUIRED)	FT			SEE GRP 9501										

(1) SMR CODE INDEX NO.	(2) FEDERAL STOCK NUMBER	(3) DESCRIPTION	(4) UNIT OF ISSUE	(5) UNIT OF MEAS	(6) QTY INC IN UNIT	(7) 30 DAY DS MAINT ALLOWANCE			(8) 30-DAY GS MAINT ALLOWANCE			(9) 1-YR ALW PER 100 EQUIP CNTGCV	(10) DEPOT MAINT ALW PER 100 EQUIP	(11) ILLUSTRATION	
						(a)	(b)	(c)	(a)	(b)	(c)			(a)	(b)
						1-20	21-50	51-100	1-20	21-50	51-100			FIGURE NO.	ITEM NO/
M O 03634		CONDUIT: DIGGING BRAKE (27315) 29-100J1142 MANUFACTURE FROM:	EA		1									112	2
P O 03635	5975-132-9475	CONDUIT, FLEXIBLE METAL (8 FT REQUIRED)	FT			SEE GRP 9501									
M O 03636		CONDUIT: DIGGING CLUTCH LINE (27315) 20101142 MANUFACTURE FROM:	EA		1									112	2
P O 03637	5975-132-9475	CONDUIT, FLEXIBLE METAL (16 FT IN. REQUIRED)	FT			SEE GRP 9501									
M O 03638		CONDUIT: HOIST BRAKE (27315) 28-100J11424 MANUFACTURE FROM:	EA		1									112	2
P O 03639	5975-132-9475	CONDUIT, FLEXIBLE METAL (4 FT 2 IN. REQUIRED)	FT			SEE GRP 9501									
M O 03640		CONDUIT: HOIST CLUTCH (27315) 25-100J1142 MANUFACTURE FROM:	EA		1									112	2
P O 03641	5975-132-9475	CONDUIT, FLEXIBLE METAL (6 FT 5 IN. REQUIRED)	FT			SEE GRP 9501									
M O 03642	-	CONDUIT: PLANETARY BRAKE (27315) 30-100J1142 MANUFACTURE FROM:	EA		1									112	2
P O 03643	5975-132-9475	CONDUIT, FLEXIBLE METAL (6 FT 2 IN. REQUIRED)	FT			SEE GRP 9501									
M O 03644		CONDUIT: PROPEL RAKE (27315) 0300430002-056 MANUFACTURE FROM:	EA		1									112	2
P O 03645	5975-132-9475	CONDUIT, FLEXIBLE METAL (4 FT 8 IN. REQUIRED)	FT			SEE GRP 9501									

(1) SMR CODE INDEX NO.	(2) FEDERAL STOCK NUMBER	(3) DESCRIPTION  REFERENCE NO. & MER CODE      USABLE ON CODE	(4) UNIT OF ISSUE	(5) UNIT OF MEAS	(6) QTY INC IN UNIT	(7) 30 DAY DS MAINT ALLOWANCE			(8) 30-DAY GS MAINT ALLOWANCE			(9) 1-YR ALW PER 100 EQUIP CNTGCV	(10) DEPOT MAINT ALW PER 100 EQUIP	(11) ILLUSTRATION	
						(a)	(b)	(c)	(a)	(b)	(c)			(a)	(b)
						1-20	21-50	51-100	1-20	21-50	51-100			FIGURE NO.	ITEM NO/
MO 03646		CONDUIT: PROPEL BRAKE (27315) 03043002-076 MANUFACTURE FROM:	EA		1									112	2
PO 03647	5975-132-9475	CONDUIT, FLEXIBLE METAL (7 FT IN. REQUIRED)	FT			SEE GRP 9501									
MO 03648		CONDUIT: SUPPLY LINE (27315) 21-100J1142 MANUFACTURE FROM:	EA		1									112	2
PO 03649	5915-132-075	CONDUIT, FLEXIBLE METAL  (11 FT 2 IN. REQUIRED)	FT			SEE GRP 9501									
MO 03650		CONDUIT: SWING BRAKE (27315) 17-1001142 MANUFACTURE FROM:	EA		6									112	2
PO 03651	5915-132-9475	CONDUIT, FLEXIBLE METAL  (5 FT 6 IN. REQUIRED FOR EACH CONDUIT)	FT			SEE GRP 9501									
MO 03652		CONDUIT: SWING LEFT (27315) 23-100J1142 MANUFACTURE FROM:	EA		1									112	2
PO 03653	5975-132-9475	CONDUIT, FLEXIBLE METAL  (10 FT 8 IN. REQUIRED)	FT			SEE GRP 9501									
MO 03654		CONDUIT: SWING RIGHT (27315) 24-100I142 MANUFACTURE FROM:	EA		1									112	2
PO 03655	5975-132-9475	CONDUIT, FLEXIBLE METAL  (7 FT 6 IN. REQUIRED)	FT			SEE GRP 9501									
X20 03656		COUPLING: HEADER ASSEMBLY (27315) 20T3920	EA		1									114	22
X20 03657		COUPLING: PROPEL BRAKE LINES (91535) Z604	EA		1									113	7



(1) SMR CODE INDEX NO.	(2) FEDERAL STOCK NUMBER	(3) DESCRIPTION  REFERENCE NO. & MER CODE      USABLE ON CODE	(4) UNIT OF ISSUE	(5) UNIT OF MEAS	(6) QTY INC IN UNIT	(7) 30 DAY DS MAINT ALLOWANCE			(8) 30-DAY GS MAINT ALLOWANCE			(9) 1-YR ALW PER 100 EQUIP CNTGCV	(10) DEPOT MAINT ALW PER 100 FOUIP	(11) ILLUSTRATION	
						(a)	(b)	(c)	(a)	(b)	(c)			(a)	(b)
						1-20	21-50	51-100	1-20	21-50	51-100			FIGURE NO.	ITEM NO/
O 03658	4730-202-7699	ELBOW: COMPENSATOR TO SUPPLY LINES (27315) 44Z22ID5	EA		3									114	15
O 03659	4730-230-1921	ELBOW HEADER SUPPLY LINE TO COMPENSATOR (79470) 450X5	EA		4									114	7
P O 03660	2530-374-2211	HOSE ASSEMBLY: HYDRAULIC LINES (63477) FC4359	EA		6	2	3	5	2	3	5	60	150	112	8
P O 03661		HOSE ASSEMBLY: HYDRAULIC LINES (63477) FC7342	EA		9	2	4	8	2	4	8	90	175	112	5
P O 03662	2530-374-2221	HOSE: HOIST, DIGGING, AND PLANETARY LINES (63477) FC4359	EA		5	2	2	4	2	2	4	50	125	113	3
P O 03663	2530-090-5890	HOSE: PROPEL BRAKE (27315) 20T5551	EA		1	*	*	2	*	*	2	10	25	113	5
O 03664	4730-013-7398	INVERTED NUT: SUPPLY LINES (79470) 105X5	EA		24									112	7
O 03665	4730-013-7398	INVERTED NUT: SUPPLY LINES (79470) 105X5	EA		6									113	1
O 03666	4730-196-2082	NIPPLE: COMPENSATOR TO ELBOW (27315) 2419V010	EA		3									114	16
O 03667	4730-196-1482	NIPPLE: ELBOW TO COMPENSATOR (27315) 2419V008	EA		1									114	8
O 03668	5310-012-0376	NUT, PLAIN HEXAGON: HYDRAULIC SWIVEL KEEPER PLATE BOLT (27315) 2045V002	EA		4									113	8
O 03669	5310-022-0071	NUT, , PLAIN HEXAGON: SUPPLY TANK (27315) 25V003	EA		2									112	13
O 03670	5310-022O	NUT, PLAIN HEXAGON: TUBING BRACKET (27315) 2045V007	EA		2									112	11
03671	5310-045-1009	NUT, SELF-LOADING: VERTICAL PROPEL LINE LOCK PLATE (27315) 20H1614D4	EA		2									113	20
X20 03672		NUT: PROPEL LINE MTG (27315) 2049V006	EA		2									113	17

(1) SMR CODE INDEX NO.	(2) FEDERAL STOCK NUMBER	(3) DESCRIPTION  REFERENCE NO. & MER CODE      USABLE ON CODE	(4) UNIT OF ISSUE	(5) UNIT OF MEAS	(6) QTY INC IN UNIT	(7) 30 DAY DS MAINT ALLOWANCE			(8) 30-DAY GS MAINT ALLOWANCE			(9) 1-YR ALW PER 100 EQUIP CNTGCV	(10) DEPOT MAINT ALW PER 100 FOUIP	(11) ILLUSTRATION	
						(a)	(b)	(c)	(a)	(b)	(c)			(a)	(b)
						1-20	21-50	51-100	1-20	21-50	51-100			FIGURE NO.	ITEM NO/
O 03673	4730-240-1739	NUT, TUBE COUPLING (79470) 1110X5	EA		2									113	15
X20 03674		PIPE: PROPEL SUPPLY LINES (27315) 20T4593	EA		1									113	13
X20 03675		PIPE: TEE TO BRACKET (27315) 20T4592	EA		2									113	19
X20 03676		PLATE: KEEPER, HYDRAULIC SWIVEL (27315) 183926	EA		1									113	6
X20 03677		PLATE: KEEPER HYDRAULIC SWIVEL (27315) 18T3948	EA		2									113	10
X20 03678		PLATE: LOCK, VERTICAL PROPEL LINE (27315) 18T3704	EA		2									113	21
	4730-260-1484	REDUCER, PIPE: REDUCING (27315) 44Z253D3	EA		1									113	11
	5305-269-3217	SCREW, CAP, HEXAGON HEAD-CLAMP (27315) 626v46	EA		2									112	17
	5305-637-4610	SCREW, CAP HEXAGON HEAD: PROPEL BRAKE LINE BRACKET (27315) 0626v1	EA		2									113	24
X20 03682	5340-247-5030	STRAP: BASE TO INSIDE OF ARCH (81336) 17-3045-700-005	EA												
X20 03683	5340-254-2889	STRAP, RETAINING (27315) 44Z4D1	EA		2										
X20 03684		TEE:- PROPEL SUPPLY LINE (27315) 2045V002	EA		1									113	22
M O 03685		TUBE ASSEMBLY: ELBOW TO MAIN SUPPLY LINE (27315) 220430043003 MANUFACTURE FROM:	EA		1									114	14
O 03686	4730-288-9388	INVERTED NUT: LINE ASSEMBLY	EA		2										
P O 03687	4710-277-5526	TUBE, COPPER (2 ¼ IN. REQUIRED) (23382) 58076	FT			SEE GRP 9501									

(1) SMR CODE INDEX NO.	(2) FEDERAL STOCK NUMBER	(3) DESCRIPTION  REFERENCE NO. & MFR CODE      USABLE ON CODE	(4) UNIT OF ISSUE	(5) UNIT OF MEAS	(6) QTY INC IN UNIT	(7) 30 DAY DS MAINT ALLOWANCE			(8) 30-DAY GS MAINT ALLOWANCE			(9) 1-YR ALW PER 100 EQUIP CNTGCV	(10) DEPOT MAINT ALW PER 100 EQUIP	(11) ILLUSTRATION	
						(a)	(b)	(c)	(a)	(b)	(c)			(a)	(b)
						1-20	21-50	51-100	1-20	21-50	51-100			FIGURE NO.	ITEM NO/
M O 03688		TUBE ASSEMBLY: HEADER TO COMPENSATOR (27315) 20T5507 MANUFACTURE FROM:	EA		1									114	5
O 03689	4730-288-9388	INVERTED NUT: LINE ASSEMBLY	EA		2										
P O 03690	4710-277-5526	TUBE, COPPER (13 7/8 IN. REQUIRED) (23382) 58076	FT			SEE GRP 9501									
M O 03691 O		TUBE ASSEMBLY: HEADER TO COMPENSATOR (27315) 20T5508 MANUFACTURER FROM:	EA		1									114	6
03692'	4730-289-9388	INVERTED NUT: LINE ASSEMBLY	EA		2										
P O 03693	4710-277-5526	TUBE, COPPER (8 ¼ IN. REQUIRED) (23382) 58076	FT			SEE GRP 9501									
M O 03694		TUBE ASSEMBLY: HEADER TO COMPENSATOR (27315) 20T5509 MANUFACTURE FROM:	EA		2									114	10
O 03695	4730-288-9388	INVERTED NUT: LINE ASSEMBLY	EA		4										
P O 03696	4710-277-5526	TUBE, COPPER (8 1/16 IN. REQUIRED FOR EACH TUBE) (23382) 58076	FT			SEE GRP 9501									
M O 03697		TUBE ASSEMBLY: HEADER TO COMPENSATOR (27315) 20T5511 MANUFACTURE FROM:	EA		1									114	13
O 03698	4730-288-9388	INVERTED NUT: LINE ASSEMBLY	EA		2										
P O 03699	4710-277-5526	TUBE, COPPER (9 1/6 IN. REQUIRED) (23382) 58076	FT			SEE GRP 9501									
M O 03700		TUBE ASSEMBLY: HEADER TO COMPENSATOR (27315) 20T5512 MANUFACTURE FROM:	EA		1									114	12
O 03701	4730-288-9388	INVERTED NUT: LINE ASSEMBLY	EA		2										

(1) SMR CODE INDEX NO.	(2) FEDERAL STOCK NUMBER	(3) DESCRIPTION  REFERENCE NO. & MFR CODE      USABLE ON CODE	(4) UNIT OF ISSUE	(5) UNIT OF MEAS	(6) QTY INC IN UNIT	(7) 30 DAY DS MAINT ALLOWANCE			(8) 30-DAY GS MAINT ALLOWANCE			(9) 1-YR ALW PER 100 EQUIP CNTGCV	(10) DEPOT MAINT ALW PER 100 EQUIP	(11) ILLUSTRATION		
						(a)	(b)	(c)	(a)	(b)	(c)			(a)	(b)	
						1-20	21-50	51-100	1-20	21-50	51-100			FIGURE NO.	ITEM NO/	
P O 03702	4710-277-5526	TUBE, COPPER (12 3/16 IN. REQUIRED) (23382) 58076	FT			SEE GRP 9501										
M O 03703		TUBE ASSEMBLY: HEADER TO COMPENSATOR (27315) 20T5513 MANUFACTURE FROM:	EA		1									114		9
O 03704	4730-288-9388	INVERTED NUT: LINE ASSEMBLY (79470) 105X5	EA		2											
P O 03105	4710-277-5526	TUBE, COPPER (9 3/8 IN. REQUIRED) (23382) 58076	FT			SEE GRP 9501										
M O 03706		TUBE ASSEMBLY: HEATER TO COMPENSATOR (27315) 20T518 MANUFACTURE FROM:	EA		1									114		11
O 03707	4730-288-9388	INVERTED NUT: LINE ASSEMBLY (79470) 105X5	EA		2											
P O 03708	4710-277-5526	TUBE, COPPER (9 1/2 IN. REQUIRED) (23382) 58076	FT			SEE GRP 9501										
M O 03709		TUBE ASSEMBLY: HEADER TO COMPENSATOR (27315) 205519 MANUFACTURE FROM:	EA		1									114		17
O 03710	4730-288-9388	INVERTED NUT: LIKE ASSEMBLY EA 2 (7970) 105X5	EA													
P O 03711	4710-277-5526	TUBE, COPPER (11 5/8 IN. REQUIRED) (23382) 58076	FT			SEE GRP 9501										
M O 03712		TUBE: BOOM BRAKE LINE (27315) 2-10J1142 MANUFACTURE FROM:	EA		1									112		1
P O 03713	4710-277-5526	TUBE, COPPER (11 5/8 IN. REQUIRED) (23382) 58076	FT			SEE GRP 9501										
-M O 03714		TUBE: BOOM BRAKE LINE (27315) 1-100J1142 MANUFACTURE FROM:	EA											112		1
P O 03715	4710-277-5526	TUBE, COPPER (15 FT 10IN. REQUIRED) (23382) 58076	FT			SEE GRP 9501										

(1) SMR CODE INDEX NO.	(2) FEDERAL STOCK NUMBER	(3) DESCRIPTION  REFERENCE NO. & MER CODE      USABLE ON CODE	(4) UNIT OF ISSUE	(5) UNIT OF MEAS	(6) QTY INC IN UNIT	(7) 30 DAY DS MAINT ALLOWANCE			(8) 30-DAY GS MAINT ALLOWANCE			(9) 1-YR ALW PER 100 EQUIP CNTGCY	(10) DEPOT MAINT ALW PER 100 EQUIP	(11) ILLUSTRATION	
						(a)	(b)	(c)	(a)	(b)	(c)			(a)	(b)
						1-20	21-50	51-100	1-20	21-50	51-100			FIGURE NO.	ITEM NO/
M O 03716		TUBE: DIGGING BRAKE (27315) 14-100J1142 MANUFACTURE FROM:	EA											112	1
P O 03717	4710-477-5526	TUBE, COPPER (8 FT 2 IN. REQUIRED) (23382) 58076	FT						SEE GRP 9501						
M O 03718		TUBE: DIGGING CLUTCH (27315) 3-100J1142 MANUFACTURE FROM:	EA		1									112	1
P O 03719	4710-277-5526	TUBE, COPPER (23382) 58076 (16 FT 6 IN. REQUIRED)	FT						SEE GRP 9501						
M O 03720		TUBE: HOIST BRAKE (27315) 11-100J1142 MANUFACTURE FROM:	EA		1									112	1
P O 03721	4710-277-5526	TUBE, COPPER (4 FT 2 IN. REQUIRED) (23382) 58076	FT						SEE GRP 9501						
M O 03722		TUBE: HOIST CLUTCH (27315) 81-11)42 MANUFACTURE FROM:	EA		1									112	1
P O 03723	4710-277-5526	TUBE, COPPER (23382) 58076 (6 FT 7 IN. REQUIRED)	FT						SEE GRP 9501						
M O 03724		TUBE: PLANETARY BRAKE (27315) 15-100J1142 MANUFACTURE FROM:	EA		1									112	1
P O 03725	4710-277-5526	TUBE, COPPER (6 FT 2 IN. REQUIRED) (23382) 58076	FT						SEE GRP 9501						
M O 03726		TUBE: PROPEL BRAKE (27315) 22043O43-0300 MANUFACTURE FROM:	EA		2									113	14
03727	4730-246-6274	NUT	EA		4										
P O 03728	4710-277-5526	TUBE, COPPER (30 IN. REQUIRED FOR EACH TUBE) (23382) 58076	FT						SEE GRP 9501						

(1) SMR CODE INDEX NO.	(2) FEDERAL STOCK NUMBER	(3) DESCRIPTION  REFERENCE NO. & MER CODE      USABLE ON CODE	(4) UNIT OF ISSUE	(5) UNIT OF MEAS	(6) QTY INC IN UNIT	(7) 30 DAY DS MAINT ALLOWANCE			(8) 30-DAY GS MAINT ALLOWANCE			(9) 1-YR ALW PER 100 EQUIP CNTGCV	(10) DEPOT MAINT ALW PER 100 FOUIP	(11) ILLUSTRATION	
						(a)	(b)	(c)	(a)	(b)	(c)			(a)	(b)
						1-20	21-50	51-100	1-20	21-50	51-100			FIGURE NO.	ITEM NO/
M O 03729		TUBE: PROPEL BRAKE (27315) 220430043-058 MANUFACTURE FROM:	EA		1									112	1
P O 03730	4710-277-5526	TUBE, COPPER (4 FT 10 IN. REQUIRED) (23382) 58076	FT			SEE GRP 9501									
M O 03731		TUBE: PROPEL BRAKE (27315) 220430043-078 MANUFACTURE FROM:	EA		1									112	1
P O 03732	4710-277-5526	TUBE, COPPER (7 FT 6 REQUIRED) (23382) 58076	FT			SEE GRP 9501									
M O 03733		TUBE: SUPPLY LINE (27315) 4-100J1142 MANUFACTURE FROM:	EA		1									112	1
P O 03734	4710-277-5526	TUBE, COPPER (11 PT 4 IN. REQUIRED) (23382) 58076	FT			SEE GRP 9501									
M O 03735		TUBE: SWING BRAKE (27315) 12-100J1142 MANUFACTURE FROM:	EA		1									112	1
P O 03736	4710-277-5526	TUBE, COPPER (6 FT 2 IN. REQUIRED) (23382) 58076	FT			SEE GRP 9501									
M O 03737		TUBE: SWING LEFT (27315) 6-100J1142 MANUFACTURE FROM:	EA		1									112	1
P O 03738	4710-277-5526	TUBE, COPPER (10 FT 10 IN. REQUIRED) (23382) 58076	FT			SEE GRP 9501									
M O 03739		TUBE: SWING RIGHT (27315) 7-100J1142 MANUFACTURE FROM:	EA		1									112	1
P O 03740	4710-277-5526	TUBE, COPPER (7 FT 8 IN. REQUIRED) (23382) 58076	FT			SEE GRP 9501									
O 03741	5310-012-0214	WASHER, LOCK: HYDRAULIC SWIVEL KEEPER PLATE BOLT (27315) 3616V008	EA											113	9

(1) SMR CODE INDEX NO.	(2) FEDERAL STOCK NUMBER	(3) DESCRIPTION  REFERENCE NO. & MER CODE      USABLE ON CODE	(4) UNIT OF ISSUE	(5) UNIT OF MEAS	(6) QTY INC IN UNIT	(7) 30 DAY DS MAINT ALLOWANCE			(8) 30-DAY GS MAINT ALLOWANCE			(9) 1-YR ALW PER 100 EQUIP CNTGCV	(10) DEPOT MAINT ALW PER 100 FOUIP	(11) ILLUSTRATION	
						(a)	(b)	(c)	(a)	(b)	(c)			(a)	(b)
						1-20	21-50	51-100	1-20	21-50	51-100			FIGURE NO.	ITEM NO/
O 03742	5310-010-3325	WASHER, LOCK: PROPEL BRAKE LINE BRACKET BOLT (27315) 3615V013	EA		23									113	25
O 03743	5310-010-6266	WASHER, FLAT: PROPEL BRAKE LINE BRACKET BOLT	EA		2									113	26
O 03744	5310-209-0710	WASHER, FLAT: SUPPLY TANK	EA		2									112	15
O 03745	5310-261-7340	WASHER, LOCK: SUPPLY TANK (27315) 3616V009	EA		2									112	14
O 03746	5310-010-3325	WASHER, LOCK: TUBING BRACKET (27315) 3615V013	EA		2									112	10
X20 03747		WASHER: PROPEL LINE MTG (27315) 3615V012	EA		2									113	18
03748		4305 - MANIFOLD AND/OR CONTROL VALVES													
F 03749	4730-754-0152	BOLT: FLUID PRESSURE LIKE (63477) FC673	EA		2									115	27
P O 03750	4820-849-1220	COCK: HEADER DRAIN COCK (27315) 44Z250D2	EA		1	*	*	2	*	*	2	6	10	114	3
P O 03751	2530-033-514	COMPENSATOR ASSEMBLY: CLUTCH AND BOOM HOIST 63477) FD7750 (SAME AS COMPENSATOR ASSEMBLY, STOCK No. 3810-161-9879, EXCEPT WHERE INDIVIDUAL COMPONENTS ARE ANNOTATED)	EA		3	*	*	2	*	*	2	8	12	115	
X1 03752		BODY: COMPENSATOR (63477) FD4991	EA		7									116	17
F 03753	4730-754-152	BOLT: FLUID PRESSURE LINE (63477) FC673	EA		7									116	21
X1 037		CAP: FILLER, COMPENSATOR (63477) F11126	EA		7									116	15
P O 03755	3810-161-9879	COMPENSATOR ASSEMBLY: SWING HOIST AND DIGGING BRAKE (63477) FD7749 (INCLUDES COMPONENTS OF PARTS KIT, STOCK No. 2530-532-3095)	EA		4	*	*	2	*	*	2	8	12	115	

(1) SMR CODE INDEX NO.	(2) FEDERAL STOCK NUMBER	(3) DESCRIPTION  REFERENCE NO. & MER CODE      USABLE ON CODE	(4) UNIT OF ISSUE	(5) UNIT OF MEAS	(6) QTY INC IN UNIT	(7) 30 DAY DS MAINT ALLOWANCE			(8) 30-DAY GS MAINT ALLOWANCE			(9) 1-YR ALW PER 100 EQUIP CNTGCV	(10) DEPOT MAINT ALW PER 100 FOUUP	(11) ILLUSTRATION	
						(a)	(b)	(c)	(a)	(b)	(c)			(a)	(b)
						1-20	21-50	51-100	1-20	21-50	51-100			FIGURE NO.	ITEM NO/
F 03756	4730-152-59	CONNECTOR: WHEEL CYLINDER (63477) FC3178	EA		7									116	19
X1 03757	2530-374-2231	CUP: COMPENSATOR (63477) FD962	EA		7									116	8
P F 03758	5310-275-6635	GASKET: BRAKE CYLINDER (63477) FC602	EA		24	10	20	40	10	20	40	480	999	116	22
P F 03759	5310-00-209-1761	GASKET: WHEEL CYLINDER (81240) FT3787	EA		7	3	5	10	3	5	10	120	400	116	20
F 03760	4730-018-9566	PLUG: BODY (27315) 2422V001	EA		7									116	10
F 03761	4730-288-8571	PLUG: BODY (27315) 2423V001	EA		21									116	8
F 03762	5306-638-6772	PLUG, MACHINE THREAD: HYDRAULIC BRAKE CYLINDER (63477) FC996	EA		7									116	11
X2F 03763	2530-462-2529	ROD: PUSH, CONNECTING, HYDRAULIC BRAKE CYLINDER (63477) FC1320 (USED WITH COMPENSATOR ASSEMBLY, STOCK No.	EA		4									116	1
X2F 03764		ROD: PUSH, DIGGING BRAKE COMPENSATOR (27315) 0T4229 (USED WITH COMPENSATOR ASSEMBLY, STOCK No. 2530-033-5144 ONLY)	EA		3									69	1
F 03765	5305-558-2701	SCREW, MACHINE: HYDRAULIC BRAKE CYLINDER (27315) 0846V078	EA		7									116	13
F 03766	5310-737-3354	SPACER RING: HYDRAULIC BRAKE CYLINDER (63477) FC3587	EA		7									116	16
P F 03767	2530-475-4796	SPRING, HELICAL: HYDRAULIC BRAKE CYLINDER (63477) FC1318	EA		7	*	2	2	*	2	2	14	70	116	9
F 03768	5310-358-6945	WASHER, FLAT: COMPENSATOR (03504) 103974	EA		7									116	4
F 03769	5310-209-1021	WASHER, FLAT: HYDRAULIC BRAKE CYLINDER (63477) FC4385	EA		7									116	1



(1) SMR CODE INDEX NO.	(2) FEDERAL STOCK NUMBER	(3) DESCRIPTION  REFERENCE NO. & MER CODE      USABLE ON CODE	(4) UNIT OF ISSUE	(5) UNIT OF MEAS	(6) QTY INC IN UNIT	(7) 30 DAY DS MAINT ALLOWANCE			(8) 30-DAY GS MAINT ALLOWANCE			(9) 1-YR ALW PER 100 EQUIP CNTGCY	(10) DEPOT MAINT ALW PER 100 FOUIP	(11) ILLUSTRATION	
						(a)	(b)	(c)	(a)	(b)	(c)			(a)	(b)
						1-20	21-50	51-100	1-20	21-50	51-100			FIGURE NO.	ITEM NO/
F 03770	5310-361-7052	WASHER: HYDRAULIC BRAKE CYLINDER PLUG (63477) EC17	EA		7									116	12
P O 03771	2530-353-3039	COMPENSATOR ASSEMBLY: HYDRAULIC BRAKE, MASTER, SWING BRAKE AND DIPPER TRIP (63477) FD7748 (SAME AS COMPENSATOR ASSEMBLY, STOCK No. 3810-161-9884, EXCEPT WHERE INDIVIDUAL COMPONENTS ARE ANNOTATED)	EA		2	*	*	2	*	*	2	8	12		
P O 03772	3810-161-9881	COMPENSATOR ASSEMBLY: PLANETARY BOOM (63477) FD6918 (SAME AS COMPENSATOR ASSEMBLY, STOCK No. 3810-161-9884, EXCEPT WHERE INDIVIDUAL COMPONENTS ARE ANNOTATED)	EA		2	*	*	2	*	*	2	8	12		
P O 03773	3810-161-9884	COMPENSATOR ASSEMBLY: PROPEL BRAKE (63477) FD7793 (INCLUDES COMPONENTS r REPAIR KIT, STOCK No. 2530-383-9862)	EA		1	*	*	*	*	*	*	5	5		
X1 03774		BODY: CASTING (63477) FD6917	EA		5									116	17
F 03775	4730-754-0152	BOLT: FLUID PRESSURE LINE (63477) FC673	EA		5									116	21
X2F 03776		CAP: FILLER (63477) FD11126 (USED WITH COMPENSATOR ASSEMBLY, STOCK No. 3810-161-9881 AND COMPENSATOR ASSEMBLY, STOCK No. 3810-161-9884 ONLY)	EA		3									116	15
X2F 03777	4730-521-5672	CONNECTOR: OUTLET (63477) FC3163 (USED WITH COMPENSATOR ASSEMBLY, STOCK No. 2530-353-3039 AND COMPENSATOR ASSEMBLY, STOCK No. 3810-161-9884 ONLY)	EA		3									116	19
X2F 03778	2530-447_9010	CUP: HYDRAULIC BRAKE CYLINDER (63477) FD4505	EA		5									116	6
F 03779	4730-152-8459	CONNECTOR: WHEEL CYLINDER (63477) FC3178 (USED WITH COMPENSATOR ASSEMBLY, STOCK No. 3810-161-9881 ONLY)	EA		2									116	19

(1) SMR CODE INDEX NO.	(2) FEDERAL STOCK NUMBER	(3) DESCRIPTION  REFERENCE NO. & MER CODE      USABLE ON CODE	(4) UNIT OF ISSUE	(5) UNIT OF MEAS	(6) QTY INC IN UNIT	(7) 30 DAY DS MAINT ALLOWANCE			(8) 30-DAY GS MAINT ALLOWANCE			(9) 1-YR ALW PER 100 EQUIP CNTGCV	(10) DEPOT MAINT ALW PER 100 FOUIP	(11) ILLUSTRATION	
						(a)	(b)	(c)	(a)	(b)	(c)			(a)	(b)
						1-20	21-50	51-100	1-20	21-50	51-100			FIGURE NO.	ITEM NO/
P F 03780	5310-275-6635	GASKET: BRAKE CYLINDER (63477) FC602 (INITIALLY SHOWN AS INDEX N. 03758)	EA		5									116	22
F 03781	4730-187-4200	PLUG: BODY (27315) 2423V001	EA		10									116	18
X2F 03782	2530-352-9270	PLUG: FILLER (63477) F4073 (USED WITH COMPENSATOR ASSEMBLY, STOCK No. 2530-353-3039 ONLY)	EA		2									116	15
X2F 03783	2530-359-0775	ROD: HYDRAULIC BRAKE WHEEL CYLINDER (63477) FC5918	EA		5									116	1
F 03784	5305-558-2701	SCREW MACHINE: COMPENSATOR (63477) 0846V078	EA		3									116	13
F 03785	5310-737-335	SPACER: COMPENSATOR (63477) FC34187 (USED WITH COMPENSATOR ASSEMBLY, STOCK No. 3810-161-9881 AND COMPENSATOR ASSEMBLY, STOCK No. 3810-161-9884 ONLY)	EA		3									116	16
P F 03786	5340-447-9001	SPRING: BRAKE CYLINDER (63477) FC5908	EA		5	*	*	2	*	*	2	10	50	116	9
X2F 03787	2530-384-0978	VALVE ASSEMBLY (63477) FC5905 (USED WITH COMPENSATOR ASSEMBLY, STOCK No. 2530-353-3039 ONLY)	EA		2									116	11
F 03788	5310-209-1021	WASHER, FAT: COMPENSATOR (63477) FC4385	EA		3									116	14
X2F 03789	5310-209-1761	WASHER, FLAT: FITTING (81240) FT3787	EA		5									116	20
F 03790	5310-262-2957	WASHER, FLAT: PISTON STOP (63477) FC5916	EA		5									116	4
X2F 03791	5330-291-4645	WASHER, NONMETALLIC: FILLER CAP (63477) FC5922 (USED WITH COMPENSATOR ASSEMBLY, STOCK N. 2530-353-3039 ONLY)	EA		2									116	16

(1) SMR CODE INDEX NO.	(2) FEDERAL STOCK NUMBER	(3) DESCRIPTION  REFERENCE NO. & MER CODE      USABLE ON CODE	(4) UNIT OF ISSUE	(5) UNIT OF MEAS	(6) QTY INC IN UNIT	(7) 30 DAY DS MAINT ALLOWANCE			(8) 30-DAY GS MAINT ALLOWANCE			(9) 1-YR ALW PER 100 EQUIP CNTGCV	(10) DEPOT MAINT ALW PER 100 FOUIP	(11) ILLUSTRATION	
						(a)	(b)	(c)	(a)	(b)	(c)			(a)	(b)
						1-20	21-50	51-100	1-20	21-50	51-100			FIGURE NO.	ITEM NO/
X2F 03792		WASHER: PISTON (63477) FC5915	EA		5									116	5
X20 03793	2530-521-5672	CONNECTOR: OUTLET (63477) FC3163	EA		2									115	25
X20 03790	2530-834-5143	WASHER: FLUID PRESSURE LINE (63477) FC60E	EA		2									115	26
X20 03795		HEADER ASSEMBLY: HYDRAULIC CONTROL (27315) 20N11F1	EA		1									114	2
O 03796	4730-278-3437	PLUG: HEADER (27315) 442357D5	EA		2									114	18
O 03797	5310-754-2248	NUT, PLAIN, HEXAGON: FLUID PRESSURE LINE (27315) 2061V008	EA		2									115	23
O 03798	5310-685-1429	NUT, PLAIN HEXAGON: HEADER MTG SCREW (27315) 2045V005	EA		2									114	19
P F 03799	2530-532-3095	PARTS KIT: HYDRAULIC BRAKE MASTER CYLINDER ASSEMBLY (63477) F3622 (USED WITH COMPENSATOR ASSEMBLY, STOCK No. 2530-033-5144 COMPENSATOR ASSEMBLY, STOCK No. 3810-161-9879)	EA		7	2	3	6	2	3	6	70	700		
X1 03800	2530-359-0276	BELLOWS: DUST AND MOISTURE SEAL (63477) FC1331	EA		7									116	2
X1 03801	2530-273-8504	CUP: HYDRAULIC BRAKE CYLINDER SPRING (63477) FD962	EA		7									116	8
X1 03802	2530-516-7882	PISTON: SWING HOIST AND DIGGING BRAKE COOPENSATOR (63477) FC1338	EA		7									116	7
X1 03803	2530-374-2223	CUP: PISTON (63477) FD1387	EA		7									116	6
X1 03804	2530-521-4545	RING: SECONDARY CUP (63477) FC3555	EA		7									116	5
X1 03805	5130-516-7878	RING: RETAINER, BOOT (63477) FC1330	EA		7									116	3

(1) SMR CODE INDEX NO.	(2) FEDERAL STOCK NUMBER	(3) DESCRIPTION  REFERENCE NO. & MER CODE      USABLE ON CODE	(4) UNIT OF ISSUE	(5) UNIT OF MEAS	(6) QTY INC IN UNIT	(7) 30 DAY DS MAINT ALLOWANCE			(8) 30-DAY GS MAINT ALLOWANCE			(9) 1-YR ALW PER 100 EQUIP CNTGCV	(10) DEPOT MAINT ALW PER 100 FOUUP	(11) ILLUSTRATION	
						(a)	(b)	(c)	(a)	(b)	(c)			(a)	(b)
						1-20	21-50	51-100	1-20	21-50	51-100			FIGURE NO.	ITEM NO/
O 03806	4730-187-4200	PLUG: HEADER ASSEMBLY (27315) 2423V001	EA		1									114	21
P F 03807	2530-383-9862	REPAIR KIT: COMPENSATOR (63477) FC5375 (USED WITH COMPENSATOR ASSEMBLY, STOCK No. 3810-161-9881, COMPENSATOR ASSEMBLY, STOCK No. 3810-161-9884, AND COMPENSATOR ASSEMBLY, STOCK No. 2530-353-3039)	EA		5	*	2	2	*	2	2	20	500		
X1	2530-359-0241	BELLOWS: DUST AND MOISTURE SEAL	EA		5									116	2
X1 03809	2530-378-7733	PISTON: COMPENSATOR (63477) FC5910	EA		5									116	7
X1 03810	5340-384-9979	RING: RETAINING (63477) FC5917	EA		5									116	3
O 03811	5305-527-4193	SCREW, CAP HEXAGON HEAD: HEADER MTG (27315; 0609V111	EA		2									114	1
P O 03812	3810-873-1773	VALVE ASSEMBLY: PRESSURE CONTROL (27315) 100N1113-2	EA		2	*	*	2	*	*	2	8	12		
X1 03813		BODY: VALVE (63477) FD6940	EA		2									115	8
X2F 03814		CAM: VALVE (63477) FC16944	EA		2									115	6
P F 03815	2530-818-3375	CUP: VALVE (63477) FC15020	EA		2	*	2	2	*	2	2	20	100	115	16
X2F 03816		CUP: VALVE SPRING RETAINER (63477) FC15021	EA		2									115	7
X2F 03817		FITTING: VALVE PISTON (63477) FC26205	EA		2									115	10
P F 03818	5330-285-3702	GASKET: CAMSHAFT PLUG (63477) EC454-6	EA		2	*	2	2	*	2	2	20	200	115	5
P F 03819	3830-651-4355	GASKET: VALVE (63477) FC16941	EA		2	*	2	2	*	2	2	20	200	115	13

(1) SMR CODE INDEX NO.	(2) FEDERAL STOCK NUMBER	(3) DESCRIPTION	(4) UNIT OF ISSUE	(5) UNIT OF MEAS	(6) QTY INC IN UNIT	(7) 30 DAY DS MAINT ALLOWANCE			(8) 30-DAY GS MAINT ALLOWANCE			(9) 1-YR ALW PER 100 EQUIP CNTGCY	(10) DEPOT MAINT ALW PER 100 EQUIP	(11) ILLUSTRATION	
						(a)	(b)	(c)	(a)	(b)	(c)			(a)	(b)
						1-20	21-50	51-100	1-20	21-50	51-100			FIGURE NO.	ITEM NO/
X2F 03820		LEVER: GUIDE (63477) FC5342	EA		2									115	1
F 03821	5310-012-0614	NUT, PLAIN, HEXAGON: VALVE (27315) 2037V005	EA		2									115	20
F 03822	4730-339-5584	PLUG: CAMSHAFT CHAMBER (63477) FC4547	EA		2									115	3
X2F 03823		PLUG: VALVE (63477) FC15025	EA		2									115	19
X2F 03824		PLUNGER: PRESSURE VALVE (63477) FC16943	EA		2									115	12
X2F 03825		PROTECTOR: CLIP (63477) FC15023	EA		2									115	15
F 03826	5305-012-154	SCREW, MACHINE: VALVE (27315) 20291	EA		2									115	2
P F 03827	3810-632-4171	SPRING: VALVE (63477) FC16945	EA		2	*	2	2	*	2	2	12	50	115	11
P F 03828	3830-651-4353	SPRING: VALVE (63477) FC15022	EA		2	*	2	2	*	2	2	12	50	115	18
P F 03829	5340-246-6992	SPRING: VALVE (63477) FC4545	EA		2	*	2	2	*	2	2	12	50	115	7
X2F 03830	2530-791-1300	STOP: PLUNGER (63477) FC15024	EA		2									115	14
F 03831	5310-361-7052	WASHER, FLAT: VALVE (63477) FC17	EA		2									115	9
F 03832	5310-043-2226	WASHER, LOCK: VALVE (27315) 3616V005	EA		2									115	21
X2F 03833	5330-282-8864	WASHER, NONMETALLIC: CAMSHAFT CHAMBER (63477) FC4544	EA		2									115	4
03834	5310-275-6635	WASHER, FLAT: BRAKE CYLINDER (63477) FC602	EA		2									115	24

(1) SMR CODE INDEX NO.	(2) FEDERAL STOCK NUMBER	(3) DESCRIPTION  REFERENCE NO. & MER CODE      USABLE ON CODE	(4) UNIT OF ISSUE	(5) UNIT OF MEAS	(6) QTY INC IN UNIT	(7) 30 DAY DS MAINT ALLOWANCE			(8) 30-DAY GS MAINT ALLOWANCE			(9) 1-YR ALW PER 100 EQUIP CNTGCV	(10) DEPOT MAINT ALW PER 100 EQUIP	(11) ILLUSTRATION	
						(a)	(b)	(c)	(a)	(b)	(c)			(a)	(b)
						1-20	21-50	51-100	1-20	21-50	51-100			FIGURE NO.	ITEM NO/
O 03835	5310-010-3326	WASHER: FLUID PRESSURE LINE (27315) 3615V015	EA		2									115	22
03836	5310-584-5272	WASHER LOCK: HEADER MTG SCREW (27315) 3615V011	EA		2									114	20
03837		4307 - HYDRAULIC CYLINDERS													
P O 03838	2530-374-0684	CYLINDER ASSEMBLY: BRAKE WHEEL, PROPEL BRAKE, JACKSHAFT CLUTCH (27315) 915P206 (SAME AS CYLINDER, STOCK No. 3810-425-8271 EXCEPT WHERE INDIVIDUAL COMPONENTS ARE ANNOTATED)	EA		*	*	*	*	*	*	5	10			
P O 03839	2530-391-4341	CYLINDER ASSEMBLY: HOIST DIGGING AND BOOM BRAKE (63477) FC6506A (INCLUDES COMPONENTS OF REPAIR KIT, STOCK No. 2530-422-9337)	EA		3	*	*	*	*	*	5	10	173	10	
X2F 03840	2530-164-0699	BLEEDER VALVE: HYDRAULIC (63477) FC11410	EA		3									119	5
F 03841	4730-754-0152	BOLT: FLUID PRESSURE LINE, INLET FITTING (63477) r673	EA		3									119	6
X 03842		CYLINDER (63477) FD1228	EA		3									119	4
P F 03843	5310-275-6635	GASKET: BRAKE CYLINDER (63477) F602 (INITIALLY SHOWN AS INDEX No. 03758)	EA		3	10	20	40	10	20	40	480	999	119	9
F 03844	4730-152-8459	FITTING: WHEEL CYLINDER (63477) FC3178	EA		3									119	8
X2F 03845-	2530-834-5143	GASKET WHEEL CYLINDER (81240) FT3787	EA		3									119	7
X2F 03846	2530-229-2883	PISTON: HYDRAULIC BRAKE (63477) FD1237	EA		6									119	1
P F 03847	2530-359-0921	SPRING: CYLINDER (63477) FC3208	EA		3	*	2	2	*	2	2	18	30	119	3

(1) SMR CODE INDEX NO.	(2) FEDERAL STOCK NUMBER	(3) DESCRIPTION  REFERENCE NO. & MER CODE      USABLE ON CODE	(4) UNIT OF ISSUE	(5) UNIT OF MEAS	(6) QTY INC IN UNIT	(7) 30 DAY DS MAINT ALLOWANCE			(8) 30-DAY GS MAINT ALLOWANCE			(9) 1-YR ALW PER 100 EQUIP CNTGCV	(10) DEPOT MAINT ALW PER 100 EQUIP	(11) ILLUSTRATION	
						(a)	(b)	(c)	(a)	(b)	(c)			(a)	(b)
						1-20	21-50	51-100	1-20	21-50	51-100			FIGURE NO.	ITEM NO/
P O 03848	2530-394-6046	CYLINDER ASSEMBLY: HYDRAULIC BRAKE (63477) FC3597E (INCLUDES COMPONENTS OF REPAIR KIT, STOCK NO. 253LE8-3324)	EA		1	*	*	*	*	*	*	5	10		
X2F 03849	2530-164-0699	BLEEDER VALVE (63477) FC1110	EA		1									188	5
X1 03850		CASTING: CYLINDER (63477) FC3651	EA		1									118	6
X2F 03851	3810-495-8634	EXPANDER: COMPRESSION CUP (63477) FC3954	EA		1									118	8
X2F 03852	2530-392-4038	EXPANDER: CYLINDER (63477) FC3953	EA		1									118	4
X2F 03853	2530-273-7157	PISTON: CYLINDER (63477) FC3594	EA		1									118	2
X2F 03854	2530-273-7158	PISTON: CYLINDER (63477) FC5048	EA		1									118	10
X2F 03855	2580-449-5484	SPRING: RETURN (63477) FC4063	EA		1									118	7
P O 03856	2530-463-7814	CYLINDER ASSEMBLY: HYDRAULIC BRAKE, WHEEL, PLANETARY (63477) FC-6504-B (INCLUDES COMPONENTS OF PARTS KIT, STOCK No. 2530-371-4135)	EA		3	*	*	*	*	*	*	5	10		
X2F 03857	2530-164-0699	BLEEDER VALVE: HYDRAULIC (63477) FC11410	EA		3									119	5
F 03858	4730-754-0152	BOLT, FLUID PRESSURE LINE (63477) FC673	EA		3									119	6
X 03859	2530-460-6105	CYLINDER: CONTROL (63177) FD470	EA		3									119	4
F 03860	4730-152-8459	FITTING: WHEEL CYLINDER (63477) FC3178	EA		3									119	8

(1) SMR CODE INDEX NO.	(2) FEDERAL STOCK NUMBER	(3) DESCRIPTION  REFERENCE NO. & MER CODE      USABLE ON CODE	(4) UNIT OF ISSUE	(5) UNIT OF MEAS	(6) QTY INC IN UNIT	(7) 30 DAY DS MAINT ALLOWANCE			(8) 30-DAY GS MAINT ALLOWANCE			(9) 1-YR ALW PER 100 EQUIP CNTGCV	(10) DEPOT MAINT ALW PER 100 EQUIP	(11) ILLUSTRATION	
						(a)	(b)	(c)	(a)	(b)	(c)			(a)	(b)
						1-20	21-50	51-100	1-20	21-50	51-100			FIGURE NO.	ITEM NO/
P F 03861	5310-275-6635	GASKET: CYLINDER (63477) FC602 (INITIALLY SHOWN AS INOEX No. 03758)	EA		3									119	9
X2F 03862	2350-834-5143	GASKET: CYLINDER (81240) FT3787	EA		3									119	7
X2F 03863	2530-180-6867	PISTON: HYDRAULIC BRAKE WHEEL CYLINDER (63477) FC732	EA		6									119	1
P F 03864	2530-663-3879	SPRING: CYLINDER (63477) FC724	EA		3	*	2	2	*	2	2	18	30	119	3
P O 03865	2530-318-8903	CYLINDER: BOOM HOIST PLANETARY BRAKE (63477) FC6505A (INCLUDES COMPONENTS or PARTS KIT, STOCK No. 2530-529-4210)	EA		1	*	*	*	*	*	*	5	10		
X2F 03866	2530-164-0699	BLEEDER VALVE: HYDRAULIC (63477) FC11410	EA		1									119	5
F 03867	4730-754-0152	BOLT: FLUID PRESSURE LINE, INLET VALVE (63477) FC673	EA		1									119	6
X2F 03868	2530-287-2564	CYLINDER: HYDRAULIC BRAKE WHEEL (63477) FD682	EA		1									119	4
F 03869	4730-152-8459	FITTING: WHEEL CYLINDER (63477) FC3178	EA		1									119	8
P F 03870	5310-275-6635	GASKET: BRAKE CYLINDER (63477) FC602 (INITIALLY SHOWN AS INDEX No. 03758)	EA		1									119	9
X2F 03871	2530-834-5143	GASKET: WHEEL CYLINDER (63477) FC604	EA		1									119	7
X2F 03872	2530-521-4978	PISTON: HYDRAULIC BRAKE WHEEL CYLINDER (63477) FC975	EA		2									119	1
X2F 03873	2530-384-0023	SPRING: CYLINDER (63477) FC965	EA		1									119	3



(1) SMR CODE INDEX NO.	(2) FEDERAL STOCK NUMBER	(3) DESCRIPTION  REFERENCE NO. & MER CODE      USABLE ON CODE	(4) UNIT OF ISSUE	(5) UNIT OF MEAS	(6) QTY INC IN UNIT	(7) 30 DAY DS MAINT ALLOWANCE			(8) 30-DAY GS MAINT ALLOWANCE			(9) 1-YR ALW PER 100 EQUIP CNTGCV	(10) DEPOT MAINT ALW PER 100 EQUIP	(11) ILLUSTRATION	
						(a)	(b)	(c)	(a)	(b)	(c)			(a)	(b)
						1-20	21-50	51-100	1-20	21-50	51-100			FIGURE NO.	ITEM NO/
P O 0374	3810-425-8271	CYLINDER: BRAKE DRUM (27315) 915P207 (INCLUDES COMPONENTS or REPAIR KIT, STOCK No. 3811-678-1988)	EA		1	*	*	*	*	*	*	5	10	170	25
X1 03875	2040-361-5044	BODY: CYLINDER (63477) JFC9698	EA		5									117	4
F 03876	4730-754-0152	BOLT: FLUID PRESSURE LINE (63477) FC673	EA		5									117	13
X2F 03877	2530-521-6672	CONNECTOR: OUTLET (27315) FC3163 (USED WITH CYLINDERS, STOCK No. 3810-425-6271 ONLY)	EA		1									117	15
F 03878	4730-152-8459	FITTING: WHEEL CYLINDER (63477) FC3178	EA		4										
P F 03879	5310-275-6635	GASKET: BRAKE CYLINDER (63477) FC602 (INITIALLY SHOWN AS INOEX No. 03758)	EA		5									117	16
X2F 03880	2530-447-8996	LINK: WHEEL CYLINDER, HYDRAULIC BRAKE EA 5 117 11 (63477) FC2563	EA		10									117	5
X2F 03881	2530-361-5128	LOCK WIRE: RUBBER BELLOWS (63477) F62390	EA		5									117	10
X2F 03882	2040-374-2242	PISTON ASSEMBLY: WHEEL CYLINDER (63477) JFC10143	EA		5									117	8
X2F 03883	2040-361-5199	CUP: RETAINER (63477) JFC9703	EA		5									117	6
X2F 03884		SCREW: PISTON ASSEMBLY (63477) 0661v032	EA		5									117	7
X2F 03885		WASHER: PISTON (63477) 3616v005	EA		5									117	7
F 03886	5305-267-8972	SCREW CAP HEXAGON: BLEEDER SCREW (27315) 0627V001	EA		5									117	3
X2F 03887	6110-414-1422	SCREW MACHINE: WHEEL CYLINDER BLEEDER (63477) JFC9705	EA		5									117	

(1) SMR CODE INDEX NO.	(2) FEDERAL STOCK NUMBER	(3) DESCRIPTION  REFERENCE NO. & MER CODE      USABLE ON CODE	(4) UNIT OF ISSUE	(5) UNIT OF MEAS	(6) QTY INC IN UNIT	(7) 30 DAY DS MAINT ALLOWANCE			(8) 30-DAY GS MAINT ALLOWANCE			(9) 1-YR ALW PER 100 EQUIP CNTGCY	(10) DEPOT MAINT ALW PER 100 FOUUP	(11) ILLUSTRATION	
						(a)	(b)	(c)	(a)	(b)	(c)			(a)	(b)
						1-20	21-50	51-100	1-20	21-50	51-100			FIGURE NO.	ITEM NO/
F 03888	5310-209-1761	WASHER FLAT: WHEEL CYLINDER (81240) FT3787	EA		5									117	14
F 03889	5310-012-0380	WASHER LOCK: WHEEL CYLINDER BLEEDER (27315) 3615V007	EA		5									117	2
P F 03890	2530-371-4135	PARTS KIT: BRAKE WHEEL CYLINDER (63477) FC3604 (USED WITH CYLINDER ASSEMBLY, STOCK No. 2530-463-7814)	EA		3	*	2	2	*	2	2	18	300		
X1 03891		CUP: HYDRAULIC BRAKE CYLINDER (63477) FC725	EA		6									119	2
P F 03892	2530-529-4210	PARTS KIT: HYDRAULIC BRAKE WHEEL CYLINDER ASSEMBLY (63477) FC3605 (USED WITH CYLINDER, STOCK No. 3810-653-5661)	EA		1	*	*	2	*	*	2	6	100		
X1 03893	2530-541-2910	CUP: HYDRAULIC BRAKE CYLINDER (63477) FF966	EA		2									119	2
P F 03894	3810-678-1988	PARTS KIT: HYDRAULIC CYLINDER (27315) 45Z186 (USED WITH CYLINDER ASSEMBLY, STOCK No. 2530-374-0684 AND CYLINDER, STOCK No. 2910-425-8271)	EA		5	2	2	3	2	2	3	30	500		
X1 03895	2530-361-7050	BELLOWS: BRAKE CYLINDER (63477) FC2395	EA		5									117	12
X1 03896	2530-414-3279	CUP: HYDRAULIC BRAKE CYLINDER (63477) JFC9704	EA		5									117	9
P F 03897	2530-422-9337	REPAIR KIT: HOIST DIGGING AND BOOM HOIST BRAKE CYLINDER (63477) FC3618 (USED WITH CYLINDER ASSEMBLY, STOCK No. 2530-391-4341)	EA		3	*	2	2	*	2	2	18	300		
X1 03898	2530-696-0647	CUP: HYDRAULIC BRAKE CYLINDER	EA		6									119	2
P F 03899	2530-028-3324	REPAIR KIT: HYDRAULIC BRAKE CYLINDER (63477) FC3641 (USED WITH CYLINDER ASSEMBLY, STOCK No. 2530-394-6046)	EA		1	*	*	2	*	*	2	6	100		

(1) SMR CODE INDEX NO.	(2) FEDERAL STOCK NUMBER	(3) DESCRIPTION  REFERENCE NO. & MER CODE      USABLE ON CODE		(4) UNIT OF ISSUE	(5) UNIT OF MEAS	(6) QTY INC IN UNIT	(7) 30 DAY DS MAINT ALLOWANCE			(8) 30-DAY GS MAINT ALLOWANCE			(9) 1-YR ALW PER 100 EQUIP CNTGCV	(10) DEPOT MAINT ALW PER 100 EQUIP	(11) ILLUSTRATION	
							(a)	(b)	(c)	(a)	(b)	(c)			(a)	(b)
							1-20	21-50	51-100	1-20	21-50	51-100			FIGURE NO.	ITEM NO/
X1 03900		BOOT: BRAKE CYLINDER (63477) FC768	EA		2										118	1
X1 03901	2530-276-0396	CUP: CYLINDER (63477) FC2936	EA		1										118	3
X1 03902	2530-423-1163	CUP: CYLINDER (63477) FC666	EA		1										118	9
03903		4308 - LIQUID TANK														
O 03904	4730-288-9953	ADAPTER: HYDRAULIC TANK ASSEMBLY (79470) 234X5	EA		2										120	8
P O 03905	4820-277-1756	COCK: HYDRAULIC TANK ASSEMBLY (79470) 6825	EA		2	*	*	2	*	*	2	6	15	120	9	
O 03906	5305-269-3215	SCREW, CAP, HEXAGON: HYDRAULIC TANK MTG (27315) 0626V044	EA		2										120	7
X2O 03907		TANK ASSEMBLY: HYDRAULIC FLUID (27315) 100N733	EA		1										120	10
X2O 03908		VALVE: SUPPLY TANK (27315) 15T804F1	EA		2										120	4
O 03909	4730-187-4200	PLUG: TANK	EA		2										120	3
O 03910	4730-263-3124	PLUG: TANK (27315) 15T804	EA		2										120	2
O 03911	5310-261-7340	WASHER, LOCK: HYDRAULIC TANK MTG SCREW (27315) 3616V009	EA		2										120	6
O 03912	5310-011-8665	WASHER, FLAT: HYDRAULIC TANK MTG SCREW	EA		4										120	5

(1) SMR CODE INDEX NO.	(2) FEDERAL STOCK NUMBER	(3) DESCRIPTION  REFERENCE NO. & MER CODE      USABLE ON CODE	(4) UNIT OF ISSUE	(5) UNIT OF MEAS	(6) QTY INC IN UNIT	(7) 30 DAY DS MAINT ALLOWANCE			(8) 30-DAY GS MAINT ALLOWANCE			(9) 1-YR ALW PER 100 EQUIP CNTGCV	(10) DEPOT MAINT ALW PER 100 EQUIP	(11) ILLUSTRATION		
						(a)	(b)	(c)	(a)	(b)	(c)			(a)	(b)	
						1-20	21-50	51-100	1-20	21-50	51-100			FIGURE NO.	ITEM NO/	
03913		4309 - MANUAL CONTROLS														
X20 03914		ADAPTER: PROPEL BRAKE COMPENSATOR (27315) 2OT4252	EA		1									123	26	
X2 03915		BAR: LEVER STOP (27315) 29P922	EA		1									124	32	
P O 03916	3810-425-8203	BEARING: BOON HOIST LEVER (27315) ST1682	EA		28	2	5	9	2	5	9	110	226	124	9	
P O 03917	3110-198-1320	BEARING: BOOM HOIST RAISE-LOWER LEVER (29883) 95932	EA		1	*	2	2	*	2	2	20	50	124	27	
P O 03918	3810-425-8203	BEARING: DOIGGING CLUTCH AND PROPEL BRAKE LEVER ASSEMBLY (27315) 5T1682 (INITIALLY SNOWN AS INDEX No. 03916)	EA		5									123	17	
P O 03919	3110-198-1320	BEARING: PROPEL HOIST BRAKE, DIGGING CLUTCH (29883) 95932 (INITIALLY SNOWN AS INDEX No. 03917)	EA		3									123	6	
P O 03920	3110-198-1320	BEARING ROLLER: SWING-DIGGING BRAKE (2983) 95932 (INITIALLY SHOWN AS INDEX No. 03917)	EA		1									122	25	
O 03921	5306-282-6487	BOLT EYE: BOOM HOIST LOWER COMPENSATOR (27315) 2OT4235	EA		1									124	22	
O 03922	5306-206-6308	BOLT EYE: COMPENSATOR TO LINK (27315) 2OT4312	EA		1									122	14	
O 03923	5306-206-6308	BOLT EYE: HOIST BRAKE COMPENSATOR (27315) 2OT4312	EA		1									123	31	
O 03924	5306-282-6487	BELT EYE: PLANETARY COMPENSATOR (27315) 2OT4235	EA		1									123	35	
O 03925	5306-206-9606	BOLT MACHINE: SWING BRAKE COMPENSATOR BRACKET (27315) 0609V154	EA		2									121	4	
X2O 03926		BRACKET ASSEMBLY: COMPENSATOR, DIPPER TRIP (27315) 16P119F1	EA		2									121	7	

(1) SMR CODE INDEX NO.	(2) FEDERAL STOCK NUMBER	(3) DESCRIPTION  REFERENCE NO. & MFR CODE      USABLE ON CODE	(4) UNIT OF ISSUE	(5) UNIT OF MEAS	(6) QTY INC IN UNIT	(7) 30 DAY DS MAINT ALLOWANCE			(8) 30-DAY GS MAINT ALLOWANCE			(9) 1-YR ALW PER 100 EQUIP CNTGCV	(10) DEPOT MAINT ALW PER 100 FOUIP	(11) ILLUSTRATION	
						(a)	(b)	(c)	(a)	(b)	(c)			(a)	(b)
						1-20	21-50	51-100	1-20	21-50	51-100			FIGURE NO.	ITEM NO/
O 03927	5310-022-0071	NUT PLAIN HEXAGON: BRACKET (27315) 2007V003	EA		2									121	6
O 03928	5305-206-9508	SETSCREW: BRACKET (27315) 0698V035	EA		2									121	5
X2O 03929		BRACKET: COMPENSATOR LINKAGE (27315) 1P622C3	EA		2									123	15
X2O 03930		BRACKET: COMPENSATOR LINKAGE (27315) 16P622C3	EA		1									124	17
X2O 03931		BRACKET: COMPENSATOR LINKAGE (27315) 16T494	EA		1									122	10
X2O 03932		BRACKET: COMPENSATOR MTG (27315) 16J424	EA		1									124	31
X2O 03933		BRACKET: HOIST BRAKE LINKAGE MTG (27315) 16T494	EA		1									123	28
X2O 03934		BRACKET: SWING BRAKE COMPENSATOR (27315) 16T497	EA		1									121	3
X2O 03935		CLEVIS: COMPENSATOR TO CONTROL LEVER (27315) 6T1226	EA		2									122	5
X2O 03936	5340-282-7347	CLEVIS: COMPENSATOR TO LEVER (27315) 6T1174	EA		1									121	20
X2O 03937	3810-425-8234	CLEVIS: LEVER LINKAGE TO COMPENSATOR (27315) 6T1203	EA		6									123	16
X2O 03938	3810-425-8234	CLEVIS: LEVER LINKAGE TO COMPENSATOR (27315) 6T1203	EA		4									124	25
X2O 03939	5340-343-0172	CLEVIS: PROPEL BRAKE COMPENSATOR (27315) 6T1226	EA		1									123	13
X2O 03940		COLLAR: LEVER SHAFT (27315) 18T3488F1	EA		1									122	24
O 03941	5305-054-9273	SETSCREW: COLLAR (27315) 0692V033	EA		1									122	23

(1) SMR CODE INDEX NO.	(2) FEDERAL STOCK NUMBER	(3) DESCRIPTION  REFERENCE NO. & MER CODE      USABLE ON CODE	(4) UNIT OF ISSUE	(5) UNIT OF MEAS	(6) QTY INC IN UNIT	(7) 30 DAY DS MAINT ALLOWANCE			(8) 30-DAY GS MAINT ALLOWANCE			(9) 1-YR ALW PER 100 EQUIP CNTGCV	(10) DEPOT MAINT ALW PER 100 FOUIP	(11) ILLUSTRATION	
						(a)	(b)	(c)	(a)	(b)	(c)			(a)	(b)
						1-20	21-50	51-100	1-20	21-50	51-100			FIGURE NO.	ITEM NO/
X20 03942		COLLAR: LEVER SHAFT (27315) 18T341881	EA		1									124	15
O 03943	5305-018-4365	SETSCREW: LEVER SHAFT COLLAR (27315)-06924033	EA		2										
X20 03944		COLLAR: LEVER SHAFT (27315) 18T3612	EA		1									123	5
P O 03945	2990-425-8250	CONTROL ASSEMBLY: PUSH-PULL, PROPEL BRAKE (27315) 6T140D3	EA		1	*	*	*	*	*	*	5	10	91	3
P O 03946	2990-294-6508	CONTROL ASSEMBLY: PUSH-PULL, SWING BRAKE (27315) 6T149OD1	EA		1	*	*	*	*	*	*	5	10	91	2
X20 03947		LEVER ASSEMBLY: BOOM HOIST (27315) 6P983C1F1	EA		2									123	1
X20 03948		BALL: SHIFTER LEVER (72512) 65	EA		2									123	2
P O 039949	3810-425-8185	BEARING, SLEEVE (27315) 5T1585	EA		4	2	2	4	2	2	4	50	140	123	4
X1 03950		LEVER: CONTROL (23315) 6P983C1	EA		2									123	3
.X20 03951		LEVER ASSEMBLY: BOOM HOIST RAISE-LOWER (27315) 6P983C1F1	EA		1										
X20 03952		BALL: SHORTER LEVER (72512) 65	EA		1									124	30
P O 03953	3810-425-8185	BEARING, SLEEVE (27315) 5T1585 (INITIALLY SHOWN AS INDEX No. 03944)	EA		2									124	28
X1 03954		LEVER: BOOM HOIST RAISE-LOWER (27315) 6P83C1	EA		1									124	29
X20 03955		LEVER ASSEMBLY: COMPENSATOR, DIPPER TRIP (27315) 6P934C1F1	EA		1										

(1) SMR CODE INDEX NO.	(2) FEDERAL STOCK NUMBER	(3) DESCRIPTION  REFERENCE NO. & MER CODE      USABLE ON CODE	(4) UNIT OF ISSUE	(5) UNIT OF MEAS	(6) QTY INC IN UNIT	(7) 30 DAY DS MAINT ALLOWANCE			(8) 30-DAY GS MAINT ALLOWANCE			(9) 1-YR ALW PER 100 EQUIP CNTGCY	(10) DEPOT MAINT ALW PER 100 EQUIP	(11) ILLUSTRATION	
						(a)	(b)	(c)	(a)	(b)	(c)			(a)	(b)
						1-20	21-50	51-100	1-20	21-50	51-100			FIGURE NO.	ITEM NO/
X2O 03956	3810-425-8203	BALL: SHIFTER LEVER (72512) 65	EA		1									124	15
X1 03957		LEVER: COMPENSATOR (27315) 6-934C1	EA		1									121	18
X2O 03958		LEVER ASSEMBLY: DIGGING CLUTCH COMPENSATOR (27315) 6T1202F1	EA		6									124	8
P O 03959		BEARING, SLEEVE (27315) 5T1682 (INITIALLY SHOWN AS INDEX No. 03916)	EA		18									124	9
X2O 03960		LEVER ASSEMBLY: HAND, SWING BRAKE (27315) 679C1F1	EA		1										
X2O 03961		BALL: SHIFTER LEVER (72512) 65	EA		1									121	8
X1 03962		LEVER: HAND, HYDRAULIC COMPENSATOR (27315) 6-979C1	EA		1									121	9
X2O 03963		LEVER ASSEMBLY: LEVER LENKAGE TO COMPENSATOR (27315) 6T1202F1	EA		4									123	36
P O 03964		BEARING, SLEEVE (27315) 5T1682 (INITIALLY SHOWN AS INDEX No. 03916)	EA		12									123	17
X2O 03965		LEVER ASSEMBLY: PROPEL BRAKE AND HOIST CLUTCH (27315) 6P955C1F1	EA		1									123	12
X2O 03966	3810-425-8185	BALL: SHIFTER LEVER (72512) 65	EA		1								123	2	
P O 03967		BEARING, SLEEVE (27315) 5T1585 (INITIALLY SHOWN AS INDEX No. 03944)	EA		2								123	4	
X1 03968		LEVER: PROPEL BRAKE AND HOIST CLUTCH (27315) 6P955C1	EA		1								123	11	
X2O 03969		LEVER: SWING SHAFT COMPENSATOR (27315) 6P889CF1	EA		1								123	11	

(1) SMR CODE INDEX NO.	(2) FEDERAL STOCK NUMBER	(3) DESCRIPTION  REFERENCE NO. & MER CODE      USABLE ON CODE	(4) UNIT OF ISSUE	(5) UNIT OF MEAS	(6) QTY INC IN UNIT	(7) 30 DAY DS MAINT ALLOWANCE			(8) 30-DAY GS MAINT ALLOWANCE			(9) 1-YR ALW PER 100 EQUIP CNTGCV	(10) DEPOT MAINT ALW PER 100 EQUIP	(11) ILLUSTRATION	
						(a)	(b)	(c)	(a)	(b)	(c)			(a)	(b)
						1-20	21-50	51-100	1-20	21-50	51-100			FIGURE NO.	ITEM NO/
X20 03970		BALL: SHIFTER LEVER (72512) 65	EA		1									122	1
P O 03971	3810-425-8185	BEARING, SLEEVE (27315) 5T1585 (INITIALLY SHOWN AS INDEX No. 03944)	EA		2									122	3
X1 03972		LEVER: CONTROL EA 1 122 2 (27315) 6P889C1													
X20 03973	3810-374-0673	LINK ASSEMBLY: BOOM HOIST RAISE-LOWER LEVER (27315) 5T1217F1	EA		2									124	24
P O 03974	3810-425-8203	BEARING, SLEEVE (27315) 5T1682 (INITIALLY SHOWN AS INDEX No. 03916)	EA		6									124	9
X20 03975	3810-352-4821	LINK ASSEMBLY: HOIST BRAKE PEDAL LEVER TO COMPENSATOR (27315) 2OT39561	EA		2									123	9
P O 03976	3810-025-8203	BEARING, SLEEVE (27315) 5T1682 (INITIALLY SHOWN AS INDEX No. 03916)	EA		6									123	17
X20 03977	3810-374-0673	LINK ASSEMBLY: PLANETARY BRAKE LEVER (27315) 6T217F1	EA		2									123	19
P O 03978	3810-425-8203	BEARING, SLEEVE (27315) 5T1682 (INITIALLY SHOWN AS INDEX No. 03916)	EA		6									123	17
X20 03979	3810-653-5653	LINK: BRAKE ACTUATING, LEVER TO COMPENSATOR (27315) 6T1591	EA		2									122	18
X20 03980	3810-653-5653	LINK:-. HOIST BRAKE PEDAL LEVER TO COMPENSATOR BRACKET (27315) 6T1591	EA		1									123	27
X20 03981	3810-352-4821	LINK: LEVER TO COMPENSATOR LINK (27315) 2OT3956F1	EA		2									122	13
P O 03982	3810-425-8203	BEARING, SLEEVE (27315) 5T1682 (INITIALLY SHOWN AS INDEX No. 03916)	EA		6									122	20



(1) SMR CODE INDEX NO.	(2) FEDERAL STOCK NUMBER	(3) DESCRIPTION  REFERENCE NO. & MER CODE      USABLE ON CODE	(4) UNIT OF ISSUE	(5) UNIT OF MEAS	(6) QTY INC IN UNIT	(7) 30 DAY DS MAINT ALLOWANCE			(8) 30-DAY GS MAINT ALLOWANCE			(9) 1-YR ALW PER 100 EQUIP CNTGCY	(10) DEPOT MAINT ALW PER 100 EQUIP	(11) ILLUSTRATION	
						(a)	(b)	(c)	(a)	(b)	(c)			(a)	(b)
						1-20	21-50	51-100	1-20	21-50	51-100			FIGURE NO.	ITEM NO/
O 03983	5310-022-5831	NUT: KEEPER PLATE SCREW (27315) 2049V003	EA		10									120	4
O 03984	5310-012-4634	NUT: LEVER CONNECTING YOKE (27315) 2065V006	EA		3									122	6
O 0385	5310-012-4634	NUT: PROPEL BRAKE CONTROL CABLE (27315) 2065V006	EA		4									91	1
O 03986	5310-298-9261	NUT: PROPEL CONTROL CABLE (27315) 2037V005	EA		8									91	28
O 03987	5310-543-5973	NUT,PLAIN,HEXAGON: BRACKET TO COMPENSATOR (27315) 2065V003	EA		2									121	19
O 03988	5310-763-8911	NUT PLAIN,HEXAGON: COMPENSATOR AOJUSTING SCREW (27315) 2065V006	EA		7									123	14
O 03989	5310-167-1300	NUT, PLAIN,HEXAQON: COMPENSATOR LINKAGE BRACKET SCREW (27315) 2049V003	EA		21									123	33
O 03990	5310-022-0071	NUT, PLAIN, HEXAGON: COMPENSATOR TO BRACKET (23315) 2045V003	EA		6									121	16
O 03991	5310-543-5653	NUT, PLAIN, HEXAGON LEVER ANO COMPENSATOR MTG (27315) 2049V003	EA		13									122	8
O 03992	5310-655-9371	NUT, PLAIN HE LEVER SHAFT COLLAR ROD (27315) 2049V005	EA		3									123	7
O 03993	5310-022-0071	NUT, PLAIN HEXAGON : LEVER STOP BAR (27315) 2045V003	EA		3									124	33
O 03994	5310-685-1429	NUT, PLAIN HEXAGON: LEVER STOP BAR MTG BAR (27315) 2045V005	EA		4									124	5
O 03995	5310-584-5005	NUT, PLAIN, HEXAGON: SWING BRAKE COMPENSATOR BRACKET BOLTS (27315) 2045V001	EA		2									121	2
X20 03996		PEDAL LEVER ASSEMBLY: DIGGING BRAKE (27315) 6P1400F1	EA		1										
P O 03997	3810-425-8185	BEARING, SLEEVE (27315) 5T1585 (INITIALLY SHOWN AS INDEX No. 03944)	EA		2									122	3

(1) SMR CODE INDEX NO.	(2) FEDERAL STOCK NUMBER	(3) DESCRIPTION  REFERENCE NO. & MER CODE      USABLE ON CODE	(4) UNIT OF ISSUE	(5) UNIT OF MEAS	(6) QTY INC IN UNIT	(7) 30 DAY DS MAINT ALLOWANCE			(8) 30-DAY GS MAINT ALLOWANCE			(9) 1-YR ALW PER 100 EQUIP CNTGCY	(10) DEPOT MAINT ALW PER 100 EQUIP	(11) ILLUSTRATION	
						(a)	(b)	(c)	(a)	(b)	(c)			(a)	(b)
						1-20	21-50	51-100	1-20	21-50	51-100			FIGURE NO.	ITEM NO/
X1 03998		PEDAL: DIGGING BRAKE (27315) 61P1420	EA		1									122	7
X2O 03999		PEDAL LEVER ASSEMBLY: HOIST BRAKE (27315) 6P1420F1	EA		1										
P O 04000	3810-425-8185	BEARING, SLEEVE (27315) 5T1585 (INITIALLY SHOWN AS INDEX No. 03942)	EA		2									122	3
X1 04001		PEDAL: HOIST BRAKE (27315) 6P1420	EA		1									122	7
O 04002	5315-272-6709	PIN: BOOM HOIST LEVER LINKAGE TO COMPENSATOR (27315) 19T23640	EA		4									124	10
O 04003	5315-297-1212	PIN: BRACKET TO COMPENSATOR LINKAGE (27315) 19T2515	EA		1									122	12
O 04004	5315-297-1212	PIN: BRACKET TO COMPENSATOR LINKAGE (27315) 19T2515	EA		2									123	29
O 04005	5315-272-6709	PIN: COMPENSATOR LINKAGE (27315) 19T2364	EA		4									122	19
O	5315-839-5822	PIN: CONNECTING PIN (27315) 2201V033	EA		10									122	11
O 04007	5315-272-6709	PIN: CONTROL LEVERS TO COMPENSATOR (27315) 19T2364	EA		10									123	8
O 04008	5315-425-7996	PIN: CONTROL LEVER TO COMPENSATOR (27315) 19T2365	EA		5									122	21
O 04009	5315-297-1212	PIN: LEVER ASSEMBLY TO COMPENSATOR ADJUSTING SCREW (27315) 19T2515	EA		1									124	16
O 04010	5315-839-5822	PIN: LEVER LINKAGE (27315) 2201V033	EA		5									124	23
O 04011	5315-839-5822	PIN: LEVER LINKAGE PIN (27314) 2201V033	EA		12									123	18
O 04012	5315-273-8079	PIN: SWING BRAKE LEVER MTG (27315) 1950D12	EA		1									121	11

(1) SMR CODE INDEX NO.	(2) FEDERAL STOCK NUMBER	(3) DESCRIPTION  REFERENCE NO. & MER CODE      USABLE ON CODE	(4) UNIT OF ISSUE	(5) UNIT OF MEAS	(6) QTY INC IN UNIT	(7) 30 DAY DS MAINT ALLOWANCE			(8) 30-DAY GS MAINT ALLOWANCE			(9) 1-YR ALW PER 100 EQUIP CNTGCV	(10) DEPOT MAINT ALW PER 100 EQUIP	(11) ILLUSTRATION	
						(a)	(b)	(c)	(a)	(b)	(c)			(a)	(b)
						1-20	21-50	51-100	1-20	21-50	51-100			FIGURE NO.	ITEM NO/
O 04013	5315-839-5822	PIN: SWING BRAKW LEVER MTG (27315) 2201V033	EA		2									121	10
O 04014	5315-815-8840	PIN: YOKE TO OPERATING LEVER (71177) 34	EA		2									121	14
O 04015	53152-3044	PIN: YOKE TO OPERATING LEVER (27315) 2201V017	EA		2									121	21
X2O 04016		PLATE, COVER: COMPENSATOR MTG BRACKET (27315) 11N1044	EA		1									124	1
X2O 04017		PLATE: KEEPER, LEVER SHAFT (27315) 318H310	EA		1									124	13
X2O 04018		ROD: LEVER SHAFT COLLAR (27315) 20T4086	EA		1									123	30
X2O 04019		SCREW: ADJUSTING, BOOM HOIST RAISE COMPENSATOR (27315) 20T4234	EA		1									124	18
X2O 04020		SCREW: ADJUSTING, COMPENSATOR, HOIST CLUTCH DIGGING (27315) 20T4239	EA		2									123	20
O 04021	5305-269-2808	SCREW, CAP, HEXAGON: BOOM HOIST RAISE COMPENSATOR (27315) 0627V043	EA		2									124	19
O 04022	5305-269-2803	SCREW, CAP HEXAGON :BRACKET MTG (27315) 06270040	EA		2									122	16
O 04023	5305-269-2809	SCREW, CAP HEXAGON: COMPENSATOR BRACKET MTG (27315) 0627VO44	EA		3									123	24
O 04024	5305-269-2809	SCREW, CAP HEXAGN: COMPENSATOR LINKAGE MTG (273150) 0627VO44	EA		1									124	21
O 04025	5305-269-2805	SCREW, CAP HEXAGON: COVER PLATE MTG (273151) 0627VC41	EA		2									124	2
O 04026	5305-269-2822	SCREW, CAP HEXAGON: HOIST BRAKE COMPENSATOR MTG (27315) 0627V054	EA		3									123	32
O 04027	5305-269-2805	SCREW, CAP, HEXAGON: LEVER AND COMPENSATOR MTG (27315) 0627VO41	EA		3									122	22

(1) SMR CODE INDEX NO.	(2) FEDERAL STOCK NUMBER	(3) DESCRIPTION  REFERENCE NO. & MFR CODE      USABLE ON CODE	(4) UNIT OF ISSUE	(5) UNIT OF MEAS	(6) QTY INC IN UNIT	(7) 30 DAY DS MAINT ALLOWANCE			(8) 30-DAY GS MAINT ALLOWANCE			(9) 1-YR ALW PER 100 EQUIP CNTGCV	(10) DEPOT MAINT ALW PER 100 EQUIP	(11) ILLUSTRATION	
						(a)	(b)	(c)	(a)	(b)	(c)			(a)	(b)
						1-20	21-50	51-100	1-20	21-50	51-100			FIGURE NO.	ITEM NO/
O 04028	5305-269-3213	SCREW, CAP HEXAGON: LEVER AND COMPENSATOR MTG BRACKET (27315) 0626V042	EA		3									121	13
O 04029	5305-269-2803	SCREW, CAP HEXAGON: LEVER SHAFT KEEPER PLATE (273155) 062V040	EA		10									124	12
O 04030	5305-527-4193	SCREW CAP HEXAGON: LEVER STOP BAR MTG (273150) 0626V078	EA		4									124	7
O 04031	5305-269-2805	SCREW, CAP, HEXAGON: PLANETARY HOIST BRAKE COMPENSATOR MTG (27315) 0627V091	EA		6									123	25
O 04032	5305-269-2822	SCREW CAP HEXAGON: SWING AND DIGGING COMPENSATOR MTG (273151) 627V054	EA		3									122	17
O 04033	5305-269-2803	SCREW, CAP, HEXAGON: SWING BRAKE LEVER BRACKET TO COMPENSATOR (27315) 0627V040	EA		3									121	121
O 04034	5305-281-2803	SCREW: COMPENSATOR BRACKET MTG (27315) 0621V040	EA		3									123	23
O 04035	5305-018-1646	SCREW: HOIST CLUTCH DIGGING COMPENSATOR MTG (27315) 0627V043	EA		6									123	22
O 04036	5305-017-5210	SCREW MACHINE: DIPPER TRIP LEVER ASSEMBLY (27315) 0660V148	EA		3									121	15
O 04037	5305-010-2900	SETSCREW: LEVER STOP BAR	EA		3									124	3
X2O 04038		SHAFT: PIVOT, HYDRAULIC CONTROL, PEDAL AND LEVER ASSEMBLY (27315) 10P950	EA		1									124	1
X2O 04039		SPACER: BEARING, BOOM HOIST LEVER (27315) 18T3485	EA		1									124	26
X2O 04039	3815-312-6968	SPACER: BEARING, SWING LEVER (27315) 18T3486	EA		2									122	4
X2O 04041		SPACER: BOOM HOIST RAISE COMPENSATOR MTG (27315) 18P929D16	EA		3									124	20

(1) SMR CODE INDEX NO.	(2) FEDERAL STOCK NUMBER	(3) DESCRIPTION  REFERENCE NO. & MER CODE      USABLE ON CODE	(4) UNIT OF ISSUE	(5) UNIT OF MEAS	(6) QTY INC IN UNIT	(7) 30 DAY DS MAINT ALLOWANCE			(8) 30-DAY GS MAINT ALLOWANCE			(9) 1-YR ALW PER 100 EQUIP CNTGCY	(10) DEPOT MAINT ALW PER 100 EQUIP	(11) ILLUSTRATION	
						(a)	(b)	(c)	(a)	(b)	(c)			(a)	(b)
						1-20	21-50	51-100	1-20	21-50	51-100			FIGURE NO.	ITEM NO/
X20 04042	3810-321-8904	SPACER: HOIST BRAKE COMPENSATOR MTG (27315) 18T3438	EA		6									122	15
X20 04043		SPACER: HOIST CLUTCH DIGGING COMPENSATOR MTG (27315) 18P929D12	EA		6									123	21
X20	3815-312-6968	SPACER: LEVER SHAFT (27315) 18T3486	EA		1									123	10
O 04045	5310-261-7340	WASHER LOCK: COMPENSATOR LINKAGE BRACKET SCREW (27315) 3616V009	EA		21									123	34
O 04046	5310-261-7340	WASHER LOCK: KEEPER PLATE SCREW (27315) 3616V009	EA		10									124	3
O 04047	5310-261-7340	WASHER LOCK: LEVER AND COMPENSATOR MTG (27315) 3616V009	EA		13									122	9
O 04048	5310-584-5272	WASHER LOCK: LEVER STOP BAR MTG SCREW (27315) 3615VO11	EA		4									124	6
O 04049	5310-261-7340	WASHER LOCK: SWING AND DIPPER TRIP COMPENSATOR MTG (27315) 3616V009	EA		38									121	17
X20 04050		WASHER: SWING BRAKE COMPENSATOR BRACKET BOLT (27315) 3616V013	EA		2									121	1
04051		GROUP 47 - GAGES													
04052		4701 INSTRUMENTS													
X20 04053	6680-362-2688	ADAPTER: TACHOMETER DRIVE (57733) 649X	EA		1									34	13
X20 04054	6680-474-6501	COUPLING ASSEMBLY: TACHOMETER (70040) 846530	EA		1									91	21
O 04055	4730-256-3848	FITTING LUBRICATION: TACHOMETER DRIVE (95879) 1923	EA		1									34	12
X20 04056	6115-606-8128	SHAFT ASSEMBLY: CW AND CCW ROTATION (70040) 1569659	EA		1									91	18

(1) SMR CODE INDEX NO.	(2) FEDERAL STOCK NUMBER	(3) DESCRIPTION  REFERENCE NO. & MER CODE      USABLE ON CODE	(4) UNIT OF ISSUE	(5) UNIT OF MEAS	(6) QTY INC IN UNIT	(7) 30 DAY DS MAINT ALLOWANCE			(8) 30-DAY GS MAINT ALLOWANCE			(9) 1-YR ALW PER 100 EQUIP CNTGCV	(10) DEPOT MAINT ALW PER 100 EQUIP	(11) ILLUSTRATION	
						(a)	(b)	(c)	(a)	(b)	(c)			(a)	(b)
						1-20	21-50	51-100	1-20	21-50	51-100			FIGURE NO.	ITEM NO/
P O 04057	3810-779-3801	SHAFT ASSEMBLY: FLEXIBLE (70040) 1567363	EA		1	*	*	*	*	*	*	5	5	91	17
P O 04058	3810-779-3800	TACHOMETER (70040) 1536514	EA		1	*	*	*	*	*	*	5	5	91	11
04059		4702 - GAGES													
X2O 04060		GAGE, OIL LEVEL BAYONET: HYDRAULIC TANK ASSEMBLY (27315) 20T5669	EA		2									120	1
X2O 04061		INDICATOR, SIGHT, LIQUID: POWER TAKE-OFF (72052) 280B904	EA		1									98	5
04062		GROUP 74 - CRANES, SHOVELS OR EARTH MOVING EQUIPMENT													
04063		710 - SHOVEL FRONT ATTACHEMT													
X2O 04064		BAIL ASSEMBLY: SHOVEL DIPPER ASSEMBLY (27315) 12J432F1	EA		1									132	11
X1 04065		BAIL: DIPPER (27315) 12J432	EA		1										
P F 04066	3815-288-0936	BEARING, SLEEVE (27315) 5TI732	EA		4	2	2	3	2	2	3	32	40	132	12
X2F 0X067		BAR ASSEMBLY: BRIDLE 127315) L655761-8	EA		1										
X2F 04068		BAR: BRIDLE (27315) 11N850	EA		1									127	12
F 04069	5306-263-7727	BOLT MACHINE: BAR MTG (27315) 20H1575D12	EA		1									127	15
O 04070	4730-186-3024	BUSHING: FITTING (27315) 2401V001	EA		2									127	10

(1) SMR CODE INDEX NO.	(2) FEDERAL STOCK NUMBER	(3) DESCRIPTION  REFERENCE NO. & MER CODE      USABLE ON CODE	(4) UNIT OF ISSUE	(5) UNIT OF MEAS	(6) QTY INC IN UNIT	(7) 30 DAY DS MAINT ALLOWANCE			(8) 30-DAY GS MAINT ALLOWANCE			(9) 1-YR ALW PER 100 EQUIP CNTGCY	(10) DEPOT MAINT ALW PER 100 EQUIP	(11) ILLUSTRATION	
						(a)	(b)	(c)	(a)	(b)	(c)			(a)	(b)
						1-20	21-50	51-100	1-20	21-50	51-100			FIGURE NO.	ITEM NO/
X2F 04071	3815-307-8118	CLAMP: BRIDLE SHAFT (27315) 16T353	EA		2									127	36
O 04072	4730-050-4208	FITTING LUBRICATION: PULLEY SHAFT (27315) 44Z1D10	EA		2									127	9
F 04073	5310-762-6228	NUT, PLAIN, HEXAGON: CLAMP SCREW (27315) 2045V010	EA		2									127	17
X2F 04074		NUT, PLAIN, HEXAGON: CLAMP SCREW (27315) 2045V008	EA		4									127	1
X2F 04075	3815-338-8395	PIN: PULLEY (27315) 19T2427	EA		2									127	11
X2F 04076		PLATE: RETAINING (27315) 18T20	EA		2									127	8
F 04077	5305-261-1968	SCREW, CAP, HEXAGON: BAR MTG (27315) 0626V129	EA		4									127	7
F 04078	5305-012-2909	SCREW, CAP, HEXAGON: CLAMP (27315) 0609V195	EA		4									127	35
X2F 04079		SHEAVE ASSEMBLY: GROOVE (27315) 7T18C1FI	EA		2									127	13
P F .04080	3815-544-1237	BUSHING, SLEEVE (27315) 5T302	EA		2	*	*	2	*	*	2	10	20	127	18
X1 04081		SHEAVE: GROOVE (27315) 7T18C1	EA		2										
X2F 04082		STRAP: PULLEY (27315) 16P752	EA		2									127	14
F 04083	5310-010-3326	WASHER LOCK: CLAMP SCREW (27315) 3615V015	EA		8									127	2
F 04084	5310-596-9442	WASHER LOCK: CLAMP SCREW (27315) 3615V017	EA		2									127	16
X2F 04085	3815-374-0621	BAR: LATCH DIPPER DOOR (273155 12T262	EA		11									130	30
P F 04086	3815-661-8930	BEARING: DIPPER BAIL PIN (27315) 18T3603	EA		1	*	*	*	*	*	*	5	10	132	2

(1) SMR CODE INDEX NO.	(2) FEDERAL STOCK NUMBER	(3) DESCRIPTION  REFERENCE NO. & MER CODE      USABLE ON CODE	(4) UNIT OF ISSUE	(5) UNIT OF MEAS	(6) QTY INC IN UNIT	(7) 30 DAY DS MAINT ALLOWANCE			(8) 30-DAY GS MAINT ALLOWANCE			(9) 1-YR ALW PER 100 EQUIP CNTGCV	(10) DEPOT MAINT ALW PER 100 EQUIP	(11) ILLUSTRATION	
						(a)	(b)	(c)	(a)	(b)	(c)			(a)	(b)
						1-20	21-50	51-100	1-20	21-50	51-100			FIGURE NO.	ITEM NO/
X2O 04087	3815-392-4290	BLOCK: BUMPER (27315) 32H94	EA		4									127	25
X2O 04088	3815-885-3286	BLOCK: SHOVEL BOOM BUMPER (27315) 16-1162	EA		1									126	39
O	5306-208-5584	BOLT MACHINE: BOOM ROOT PIN LOCK	EA		2									126	21
X2O 04090		BOLT: BOOM FOOT SPRING (27315) 20P310C1	EA		2									126	22
O 04091	5306-550-9353	BOLT, MACHINE: BUMPER BLOCK MTG (27315) 061OV215	EA		6									126	38
O 04092	5306-638-0952	BOLT, MACHINE: BUMPER BLOCK MTG	EA		8									127	2
F 04093	5306-022-0674	BOLT, MACHINE: LATCH BAR CLEVIS (27315) 20T54468	EA		1									130	31
X2O 04094		BOOM ASSEMBLY: SHOVEL (27315) 11J1197F2	EA		1									127	19
P F 04095	3815-585-5619	BEARING, SLEEVE (27315) ST2371	EA		1	*	*	*	*	*	*	5	10	126	30
P F 04096	3815-585-5620	BEARING, SLEEVE (27315) 5T2370	EA		1	*	*	*	*	*	*	5	10	126	2
P F 04097	3815-585-5623	BEARING, SLEEVE (27315) 5T1928	EA		2	*	*	2	*	*	2	8	20	128	9
O 04098	4730-186-3024	BUSHING, FITTING (27315) 2401V001	EA		4									128	21
X1 04099		BOOM: SHOVEL (27315) 11J1197	EA		1										
O 04100	4730-050-4208	FITTING LUBRICATION: BEARING (27315) 44Z1D10	EA		4									128	10
X2F 04101		BOOM POINT ASSEMBLY (27315) 919N15-1	EA		1										



(1) SMR CODE INDEX NO.	(2) FEDERAL STOCK NUMBER	(3) DESCRIPTION  REFERENCE NO. & MER CODE      USABLE ON CODE	(4) UNIT OF ISSUE	(5) UNIT OF MEAS	(6) QTY INC IN UNIT	(7) 30 DAY DS MAINT ALLOWANCE			(8) 30-DAY GS MAINT ALLOWANCE			(9) 1-YR ALW PER 100 EQUIP CNTGCV	(10) DEPOT MAINT ALW PER 100 FOUIP	(11) ILLUSTRATION	
						(a)	(b)	(c)	(a)	(b)	(c)			(a)	(b)
						1-20	21-50	51-100	1-20	21-50	51-100			FIGURE NO.	ITEM NO/
X2F 04102		BOLT MACHINE: PULLEY QUAND (27315) 0610V218	EA		1									127	6
O 04103	4730-186-3024	BUSHING POPE: FITITNG (27315) 24101V001	EA		4									127	10
O 04104	4730-050-4208	FITTING LUBRICATION: BEARING (27315) 44Z1D10	EA		4									127	9
X2F 04105		GUARD: SHOVEL BOOM PULLEY, LH (27315) 8T2338D2	EA		1									127	5
X2F 04106		GUARD: SHOVEL BOOK PULLEY, RM (27315) 8238D1	EA		1									127	3
F 04107	5310-763-8921	NUT, PLAIN, HEXAGON: PULLEY GUARD (27315) 2045V00B	EA		5									127	1
X2F 04108		NUT: SHEAVE PIN (27315) 20Z65	EA		2										
F 04109	5315-059-0262	PIN COTTER: NUT (27315) 2201V151	EA		2									127	26
F 04110	5315-343-0404	PIN: SHEAVE PIN (27315) 19P79	EA		1									127	27
F 04110	5305-218-1694	SCREW, CAP, HEXAGON: PULLEY GUARD (27315) 0609V192	EA		4									127	34
X2F 04112	3020-200-2022	SHEAVE: GROOVE EA 2 (27315) 7N24F1													
P F 04113	3815-661-8686	BEARING: SLEEVE (127315) 5T1929	EA		2	*	*	2	*	*	2	8	20	127	31
X2F 04114		SHEAVE: GROOVE (27315) 7N24	EA		2									127	32
X2F 04115		SLEEVE: SHAFT (27315) 18T4307	EA		1									127	33

(1) SMR CODE INDEX NO.	(2) FEDERAL STOCK NUMBER	(3) DESCRIPTION  REFERENCE NO. & MER CODE      USABLE ON CODE	(4) UNIT OF ISSUE	(5) UNIT OF MEAS	(6) QTY INC IN UNIT	(7) 30 DAY DS MAINT ALLOWANCE			(8) 30-DAY GS MAINT ALLOWANCE			(9) 1-YR ALW PER 100 EQUIP CNTGCV	(10) DEPOT MAINT ALW PER 100 EQUIP	(11) ILLUSTRATION	
						(a)	(b)	(c)	(a)	(b)	(c)			(a)	(b)
						1-20	21-50	51-100	1-20	21-50	51-100			FIGURE NO.	ITEM NO/
M F 04116		SPACER: PIPE (27315) 18P933D296 MANUFACTURE FROM:	EA		1									127	4
P F 04117	4710-278-5345	PIPE, STEEL (9 1/4 IN. REQUIRED)	FT			SEE GRP 9501									
F 04118	5310-655-5819	WASHER FLAT: BOOM POINT PIN (27315) 18T3587	EA		2									127	28
F 04119	5310-220_6576	WASHER FLAT: PIN ASSEMBLY (27315) 18Z45	EA		2									127	29
F 04120	5310-010-3326	WASHER LOCK: PULLEY GUARD (27315) 3615V015	EA		5									127	2
X2O 04121		BRACE: DIPPER (27315) 12T211	EA		2									130	12
O 04122	4730-186-3024	BUSHING: ADAPTER FOR GREASE FITTING (27315) 2401V001	EA		2									132	5
O 04123	4730-186-3024	BUSHING: FITTING (27315) 2401V001	EA		2									126	3
M O 04124	3815-898-4093	CHAIN ASSEMBLY: DIPPER TRIP LATCH BAR (27315) 920T76 MANUFACTURE FROM:	EA		1									130	8
P O 04125	4010-161-9299	CHAIN, WELDED (5 FT 6 IN. REQUIRED)	FT			SEE GRP 9501									
P O 04126	4010-141-3578	LINK, CHAIN: SIDE LAP (27315) 20T341	EA		1	*	*	2	*	*	2	10	10		
M O 04127	3020-679-2215	CHAIN: CROWD CHAIN, BOOM, FOOT TO SHIPPER SHAFT (27315) 2oz626D89 MANUFACTURE FROM:	EA		1									129	1
P O 04128	3020-585-5502	CHAIN, ROLLER (26 FT REQUIRED)	FT			SEE CRP 9501									

(1) SMR CODE INDEX NO.	(2) FEDERAL STOCK NUMBER	(3) DESCRIPTION  REFERENCE NO. & MER CODE      USABLE ON CODE	(4) UNIT OF ISSUE	(5) UNIT OF MEAS	(6) QTY INC IN UNIT	(7) 30 DAY DS MAINT ALLOWANCE			(8) 30-DAY GS MAINT ALLOWANCE			(9) 1-YR ALW PER 100 EQUIP CNTGCY	(10) DEPOT MAINT ALW PER 100 EQUIP	(11) ILLUSTRATION	
						(a)	(b)	(c)	(a)	(b)	(c)			(a)	(b)
						1-20	21-50	51-100	1-20	21-50	51-100			FIGURE NO.	ITEM NO/
M O 04129		CHAIN: CROWN CHAIN. DRUM SHAFT TO REVERSE GEARS (27315) 2OZ626D68 MANUFACTURE FROM:	EA		1									129	1
P O 04130	3020-585-5502	CHAIN, ROLLER (20 FT REQUIRED)	FT			SEE GRP 9501									
X2F 04131	3810-374-0674	CLEVIS: LATCH BAR (27315) 6T1408	EA		1									130	33
X2O 04132	3815-333-3753	COLLAR ASSEMBLY: BOOM FAST ADAPTER SHAFT (27315) 18T4381F1	EA		1										
X2F 04133		COLLAR ASSEMBLY: SHIPPER SHAFT (27315) 18T2885F1	EA		1										
F 04134	5306-263-7430	BOLT, MACHINE: COLLAR ASSEMBLY (27315) 2OT544D19	EA		2									128	6
X2F 04135		COLLAR: SHIPPER SHART (27315) 18T2885	EA		1									128	7
F 04136	5310-763-8921	NUT, PLAIN, HEXAGON: COLLAR ASSEMBLY BOLT	EA		2									128	18
F 04137	5315-200-4545	PIN: COLLAR (27315) 2201V055	EA		2									128	23
F 04138	5310-350-3560	WASHER FLAT: COLLAR ASSEMBLY BOLT (27315) 3612V009	EA		2									128	2
X1 04139		COLLAR: SHAFT (27315) 18T4381	EA		1									126	27
O 04140	5310-763-8920	NUT, PLAIN, HEXAGON: COLLAR SCREW (27315) 2045V007	EA		2									126	25
O 04141	5305-847-3893	SCREW: COLLAR (27315) 0609V165	EA		2									126	28
O 04142	5310-010-3325	WASHER LOCK: COLLAR SCREW (27315) 3615V013	EA		2									126	26
O 04143	4730-187-7595	COUPLING: DIPPER SAIL SHEAVE (27315) 240BV002	EA		2									132	6

(1) SMR CODE INDEX NO.	(2) FEDERAL STOCK NUMBER	(3) DESCRIPTION  REFERENCE NO. & MER CODE      USABLE ON CODE	(4) UNIT OF ISSUE	(5) UNIT OF MEAS	(6) QTY INC IN UNIT	(7) 30 DAY DS MAINT ALLOWANCE			(8) 30-DAY GS MAINT ALLOWANCE			(9) 1-YR ALW PER 100 EQUIP CNTGCV	(10) DEPOT MAINT ALW PER 100 EQUIP	(11) ILLUSTRATION	
						(a)	(b)	(c)	(a)	(b)	(c)			(a)	(b)
						1-20	21-50	51-100	1-20	21-50	51-100			FIGURE NO.	ITEM NO/
X2F 04144	3815-873-1815	DOOR ASSEMBLY: DIPPER (27315) 12J345F1	EA		1										
P F 04145	3815-293-5816	BEARING: SLEEVE (27315) 5T1449	EA		2	*	*	2	*	*	2	8	20	130	27
X1 04146		DOOR: DIPPER (27315) 12J345	EA		1									130	28
O 04147	4730-050-4208	FITTING: BEARING (96906) MS15003-1	EA		1									129	6
X2O 04148	3815-352-4799	LOCK PLATE: STEERING LEVER SHART (27315) 18T12	EA		1									129	7
X2O 04149		NUT: CHAIN TIGHTENER (27315) 20040V015	EA		2									129	13
O 04150	5315-187-9589	PIN: CHAIN TIGHTENER (27315) 220V103	EA		2									129	14
O 04151	5315-273-8052	PIN: TIGHTENER (27315) 19T2712	EA		1									129	11
O 04152	5315-390-3127	PIN: TIGHTENER (27315) 19T2587	EA		1									129	4
X2O 04153		PIN: YOKE (27315) 19T3994	EA		1									129	12
X2O 04154		ROLLER ASSEMBLY: CHAIN TIGHTENER (27315) 13T297F1	EA		1										
P O 04155	3810-585-5617	BEARING, SLEEVE (27315) 5T1829	EA		1	*	*	*	*	*	*	5	10	129	3
X2O 04156		ROLLER: CHAIN TIGHTENER (27315) 13T297	EA		1									129	2
O 04157	5305-637-4610	SCREW, CAP, HEXAGON: CHAIN TIGHTENER (27315) 0626V111	EA		2									129	8
O 04158	5310-010-3325	WASHER LOCK: CHAIN TIGHTENER (27315) 3615V013	EA		2									129	9

(1) SMR CODE INDEX NO.	(2) FEDERAL STOCK NUMBER	(3) DESCRIPTION  REFERENCE NO. & MER CODE      USABLE ON CODE	(4) UNIT OF ISSUE	(5) UNIT OF MEAS	(6) QTY INC IN UNIT	(7) 30 DAY DS MAINT ALLOWANCE			(8) 30-DAY GS MAINT ALLOWANCE			(9) 1-YR ALW PER 100 EQUIP CNTGCV	(10) DEPOT MAINT ALW PER 100 EQUIP	(11) ILLUSTRATION	
						(a)	(b)	(c)	(a)	(b)	(c)			(a)	(b)
						1-20	21-50	51-100	1-20	21-50	51-100			FIGURE NO.	ITEM NO/
X2O 04159		YOKE: TAKE-UP CHAIN (27315) 6P1404	EA		1									129	10
O 04160	4730-050-4208	FITTING LUIICATION: DIPPER SAIL SHEAVE (27315) 44Z1D10	EA		2									132	4
O 04161	4730-050-4208	FITTING LUBRICATION: -IDLER SPROCKET AND CROWD SPROCKET (27315) 44Z1D10	EA		2									126	4
X2O 04162		GEAR AND SPROCKET WHEEL ASSEMBLY (27315) 1N689F1	EA		1										
P F 04163	3815-585-5621	BEARING: SLEEVE (27315) 5T2369	EA		2	*	*	2	*	*	2	8	20	126	8
X2F 04164		GEAR AND SPROCKET WHEEL (27315) 1N689	EA		1									126	7
X2O 04165		GEAR, SPUR: CROWN REVERSE : (27315) 1P1150	EA		1									126	29
X2O 04166		HANDLE ASSEMBLY: DIPPER (27315) 11J1332F1	EA		1										
P F 04167	3810-425-8131	BEARING: SLEEVE (27315) 5H340	EA		4	*	2	2	*	2	2	21	70	131	20
P F 04168	3815-288-0935	BEARING: SLEEVE (27315) 5T1726	EA		2	*	*	2	*	*	2	8	20	131	1
X2F 04169	3815-392-4290	BLOCK: HOE BOOM BUMPER (27315) 32H94	EA		4									131	7
F 04170	5306-022-0614	BOLT MACHINE: BUMPER BOLT	EA		2									131	21
X2F 04171		HANDLE: DIPPER (27315) 11J1332	EA		1									131	6
X2F 04172		BLOCK ASSEMBLY: BUMPER (27315) 911P11-3	EA		1										
X2F 04173		ANVIL: BUMPER BLOCK (27315) 18T258	EA		1									131	4

(1) SMR CODE INDEX NO.	(2) FEDERAL STOCK NUMBER	(3) DESCRIPTION  REFERENCE NO. & MER CODE      USABLE ON CODE	(4) UNIT OF ISSUE	(5) UNIT OF MEAS	(6) QTY INC IN UNIT	(7) 30 DAY DS MAINT ALLOWANCE			(8) 30-DAY GS MAINT ALLOWANCE			(9) 1-YR ALW PER 100 EQUIP CNTGCV	(10) DEPOT MAINT ALW PER 100 EQUIP	(11) ILLUSTRATION	
						(a)	(b)	(c)	(a)	(b)	(c)			(a)	(b)
						1-20	21-50	51-100	1-20	21-50	51-100			FIGURE NO.	ITEM NO/
X2F 04174		BUMPER: RUBBER (27315) 18P756	EA		3									131	3
X2F 04175		PLATE: FILLER (27315) 18T4972	EA		3									131	2
X2F 04176		PLATE: RUBBER BUMPER (27315) 18T4971	EA		1									131	5
X1 04177		EYELET: CABLE (27315) 18T4793	EA		1										
X1 04178		HUB: RUBBER HANDLE (27315) 18T4410	EA		1										
X1 04179		SEGMENT: DIPPER HANDLE RACK (27315) 1P1230	EA		2										
X1 04180		SEGMENT: DIPPER. HANDLE RACK (27315) 70196	EA		4										
X1 04181		STOP: SEGMENT RACK (27315) 11P1107	EA		2										
X1 04182		STOP: SEGMENT RACK (27315) 11P1108	EA		1										
.X1 04183		STOP: SEGMENT RACK (27315) 11-1109	EA		1										
F 04184	5310-763-8921	NUT, PLAIN, HEXAGON: BUMPER BOLT (27315) 2045V008	EA		2									131	9
F 04185	5310-010-3326	WASHER LOCK: BUMPER BOLT (27315) 3615V015	EA		2									131	8
X2O 04186		LEVER ASSEMBLY: TRIP (27315) 6P1148F1	EA		1									131	18
O 04187	4730-186-3024	BUSHING: FITTING (27315) 2401V001	EA		1									131	11
O 04188	4730-050-4208	FITTING LUBRICATION: TRIP LEVER (27115) 44A1D10	EA		1									131	10

(1) SMR CODE INDEX NO.	(2) FEDERAL STOCK NUMBER	(3) DESCRIPTION  REFERENCE NO. & MER CODE      USABLE ON CODE	(4) UNIT OF ISSUE	(5) UNIT OF MEAS	(6) QTY INC IN UNIT	(7) 30 DAY DS MAINT ALLOWANCE			(8) 30-DAY GS MAINT ALLOWANCE			(9) 1-YR ALW PER 100 EQUIP CNTGCV	(10) DEPOT MAINT ALW PER 100 FOUIP	(11) ILLUSTRATION		
						(a)	(b)	(c)	(a)	(b)	(c)			(a)	(b)	
						1-20	21-50	51-100	1-20	21-50	51-100			FIGURE NO.	ITEM NO/	
X1 04189		LEVER: TRIP (27315) 61148	EA		1											
X2F 04190	3815-876-8255	LEVER: DIPPER LATCH (27315) 12T263	EA		1									130	3	
O 4192	4730-196-2055	NIPPLE: DIPPER SAIL SHEAVE (27315) 2419V035	EA		2									132	7	
X2O 04193		NUT: BOOM FOOT EYE BOLT (27315) 20Z338	EA		2									126	11	
X2O 04194		NUT: BOOM FOOT EYE BOLT (27315) 20Z564	EA		2									126	10	
X2O 04195		NUT: DIPPER TRIP CHAIN AND CABLE SHACKLE SCREW (27315) 2029V008	EA		1									131	17	
F 04196	5310-559-9103	NUT: LATCH LEVER BOLT (27315) 2029V010	EA		2									130	2	
O 04197	5310-763-8921	NUT, PLAIN HEX :BLOCK MTG BOLT (27315) 2045V008	EA		6									126	41	
O 04198	5310-763-8921	NUT, PLAIN HEXAGON: BLOCK MTG BOLT (27315) 2040V008	EA		8									127	1	
O 04199	5310-763-8921	NUT, PLAIN HEXAGON: BOOM PIN LOCK BOLT (27315) 2045V008	EA		2									126	20	
O 04201	5310-763-8921	NUT, PLAIN, HEXAGON: DIPPER TRIP SHACKLE BOLT	EA		1									130	5	
O 04202	5310-021-7216	NUT, PLAIN HEXAGON: IDLER SPROCKET ROD END (27315) 2049V010	EA		4									126	43	
O 04202	5310-596-2151	NUT, SLOTTED HEXAGON: SHEAVE PIN (27315) 20T863C1	EA		1									132	14	
X2O 04203		PIN: SAIL HINGE PIN (27315) 2201V155	EA		2									132	14	
X2O 04204	3815-802-6910	PIN: BOOM FOOT (27315) 19T3761	EA		2									126	15	

(1) SMR CODE INDEX NO.	(2) FEDERAL STOCK NUMBER	(3) DESCRIPTION  REFERENCE NO. & MER CODE      USABLE ON CODE	(4) UNIT OF ISSUE	(5) UNIT OF MEAS	(6) QTY INC IN UNIT	(7) 30 DAY DS MAINT ALLOWANCE			(8) 30-DAY GS MAINT ALLOWANCE			(9) 1-YR ALW PER 100 EQUIP CNTGCV	(10) DEPOT MAINT ALW PER 100 FOUIP	(11) ILLUSTRATION	
						(a)	(b)	(c)	(a)	(b)	(c)			(a)	(b)
						1-20	21-50	51-100	1-20	21-50	51-100			FIGURE NO.	ITEM NO/
O 04205	5315-846-4297	PIN: BOOM, HOIST CABLE SOCKET (27315) 2201V120	EA		2									127	22
O 04206	5315-894-2568	PIN: BOOM HOIST CABLE SOCKET (27315) 19F69D8	EA		1									127	2
O 04207	5315-214-2088	PIN: CROWD CHAIN IDLER SUPPORT (27315) 19T1682	EA		1									126	5
O 04208	5315-297-2444	PIN: CROWD CHAIN SPROCKET WHEEL PIN (27315) 2201V083	EA		4									126	36
O 04209	5315-272-6802	PIN: DIPPER SAIL TO BUCKET (27315) 19T2802	EA		2									132	13
O 04210	5315-272-6800	PIN DIPPER BRACE (27315) 19T8264	EA		2									130	35
O 04211	5315-298-1039	PIN: DIPPER BRACE (27315) 19T2435	EA		2									130	14
O 04212	5315-598-6482	PIN: DIPPER BRACE (27315) 2201V147	EA		4									130	13
O 04213	5315-846-4297	PIN: DIPPER DOOR AND BRACE PIN (27315) 2201V120	EA		4									130	29
F 04214	5315-272-6801	PIN: DIPPER DOOR HINGE (27315) 19T2865	EA		2									130	26
O 04215	5315-050-0979	PIN: DIPPER HANDLE PIN (27315) 2201V137	EA		2									130	15
O 04216	5315-272-6799	PIN: DIPPER HANDLE TO DIPPER (27315) 19T2863	EA		2									130	18
P O 04217	3815-338-8424	PIN: DIPPER TOOTH LOCKING WEDGE (27315) 720B9	EA		4	2	2	3	2	2	3	36	60	130	20
O 04218	5315-200-4545	PIN: DIPPER TRIP CHAIN AND SHACKLE SCREW (27315) 2201V055	EA		2									131	16
O 04219	5315-200-4545	PIN: DIPPER TRIP SHACKLE BOLT (27315) 2201V055	EA		1									130	34



(1) SMR CODE INDEX NO.	(2) FEDERAL STOCK NUMBER	(3) DESCRIPTION  REFERENCE NO. & MER CODE      USABLE ON CODE	(4) UNIT OF ISSUE	(5) UNIT OF MEAS	(6) QTY INC IN UNIT	(7) 30 DAY DS MAINT ALLOWANCE			(8) 30-DAY GS MAINT ALLOWANCE			(9) 1-YR ALW PER 100 EQUIP CNTGCV	(10) DEPOT MAINT ALW PER 100 EQUIP	(11) ILLUSTRATION	
						(a)	(b)	(c)	(a)	(b)	(c)			(a)	(b)
						1-20	21-50	51-100	1-20	21-50	51-100			FIGURE NO.	ITEM NO/
O 04220	5315-275-4624	PIN: IDLER SPROCKET ROD END (27315) 19F57D11	EA		2									126	42
F 04221	5315-273-8048	PIN: LATCH BAR ROLLER (27315) 19T2866	EA		8									130	36
F 04222	5315-187-9567	PIN: LATCH LEVER BOLT (27315) 2201V072	EA		2									130	1
X2O 04223	3815-338-8393	PIN: SHEAVE PIN (27315) 19P81	EA		1									132	1
O 04224	5315-550-5462	PIN: SHEAVE PIN NUT (27315) 220V150	EA		1									132	9
O 04225	5315-059 0262	PIN: STRIP LEVER HINGE PIN (27315) 2201V151	EA		2									131	13
O 04226	5315-893-6555	PIN: TRIP LEVER PIN (27315) 19T2433	EA		1									131	14
X2O 04227		PIN: YOKE TAKE-UP (27315) 19F63D33	EA		1									126	37
O 04228	5315-187-9589	PIN: YOKE TAKE-UP PIN (27315) 2201V103	EA		2									126	36
X2O 04229	3810-164-8502	PLATE, END: DOOW ROOT PIN (27315) 18T3019	EA		2									126	18
X2O 04230		PULLEY ASSEMBLY: SHOVEL DIPPER BAIL (27315) 7P478F1	EA		1									132	8
P F 04231	3815-423-7815	BEARING, SLEEVE (27315) 5T782	EA		1	*	*	*	*	*	*	5	10	132	3
X1 04232		PULLEY, GROOVE (27315) 7-478	EA		1										
X2O 04233		ROD END: IDLER SPROCKET (27315) 20T5044	EA		2									126	44
X2O 04234		ROLLER: BOOM FOOT PIN (27315) 13T286	EA		2									126	23

(1) SMR CODE INDEX NO.	(2) FEDERAL STOCK NUMBER	(3) DESCRIPTION  REFERENCE NO. & MFR CODE      USABLE ON CODE	(4) UNIT OF ISSUE	(5) UNIT OF MEAS	(6) QTY INC IN UNIT	(7) 30 DAY DS MAINT ALLOWANCE			(8) 30-DAY GS MAINT ALLOWANCE			(9) 1-YR ALW PER 100 EQUIP CNTGCV	(10) DEPOT MAINT ALW PER 100 EQUIP	(11) ILLUSTRATION	
						(a)	(b)	(c)	(a)	(b)	(c)			(a)	(b)
						1-20	21-50	51-100	1-20	21-50	51-100			FIGURE NO.	ITEM NO/
0 04235	5305-022-8017	SCREW, CAP HEXAGON: BOOM FOOT PIN (27315) 20T5463D9	EA		4									126	17
F 04236	5305-022-3487	SCREW, CAP HEXAGON: DIPPER LATCH LEVER (27315) 20T5446D2	EA		1									130	4
0 04237	5305-268-6547	SCREW, CAP, HEXAGON: DIPPER TRIP CHAIN AND CABLE SHACKLE (27315) 20T5444D6	EA		1									131	15
0 04238	5305-268-6547	SCREW, CAP HEXAGON: DIPPER TRIP SHACKLE (27315) 20T5444D6	EA		1									130	9
0 04239	5305-281-1694	SCREW, CAP HEXAGON: PULLEY SHAFT SUPPORT (27315) 062V130	EA		2									126	35
X20 04240	4030-425-8072	SHACKLE: DIPPER TRIP CHAIN (27315) 20T87	EA		1									130	7
X20 04241		SHACKLE: DIPPER TRIP CHAIN (27315) 20T335	EA		1									131	19
X2F 04242		SHAFT ASSEMBLY: SHIPPER (27315) 910N276-2	EA		1										
X2F 04243		BLOCK ASSEMBLY: SADDLE, SHIPPER SHAFT (27315) 25203F1	EA		1									128	3
P F 04244	3815-293-5824	BEARING, SLEEVE (27315) 5T404C1	EA		2	*	2	2	*	2	2	12	20	128	24
X1 04245		BLOCK: SADDLE (27315) 25N203	EA		1										
X2F 04246		BLOCK ASSEMBLY: SHIPPER SHAFT (27315) 25N206F1	EA		1									128	13
P F 04247	3815-293-5824	BEARING, SLEEVE (27315) 5T404C1 (INITIALLY SHOWN AS INDEX No. 04244)	EA		2									128	24
X1 04248		BLOCK: SADDLE (27315) 25N206	EA		1										
0 04249	4730-186-3024	BUSHING: FITTING (27315) 2401V001	EA		3									128	21

(1) SMR CODE INDEX NO.	(2) FEDERAL STOCK NUMBER	(3) DESCRIPTION  REFERENCE NO. & MER CODE      USABLE ON CODE	(4) UNIT OF ISSUE	(5) UNIT OF MEAS	(6) QTY INC IN UNIT	(7) 30 DAY DS MAINT ALLOWANCE			(8) 30-DAY GS MAINT ALLOWANCE			(9) 1-YR ALW PER 100 EQUIP CNTGCV	(10) DEPOT MAINT ALW PER 100 EQUIP	(11) ILLUSTRATION	
						(a)	(b)	(c)	(a)	(b)	(c)			(a)	(b)
						1-20	21-50	51-100	1-20	21-50	51-100			FIGURE NO.	ITEM NO/
X2F 04250	3815-831-0066	CABLE DRUM ASSEMBLY: DIPPER TRIP (27315) 23N190F1	EA		1									128	19
F 04251	5306-638-0962	BOLT: CABLE DRUM (27315) 0609V208	EA		2									128	20
X1 04252		CABLE DRUM (27315) 23N190	EA		1										
F 04253	5310-763-8921	NUT, PLAIN HEXAGON: CABLE DRUM BOLT (27315) 2045V008	EA		2									128	18
F 04254	5310-010-3326	WASHER LOCK: CABLE DRUM BOLT (27315) 3615V015	EA		2									128	2
O 04'255	4730-050-4208	FITTING, LUBRICATION: PULLEY (95879) 1610BL	EA		3									128	10
P F 04256	3810-204-0343	GEAR: SPUR (27315) 1-882	EA		2	*	*	*	*	*	*	2	5	128	12
X2F 04257		GUARD: SHIPPER SHAFT PULLEY (27315) 8T195	EA		1									128	1
X2F 04'258	3815-393-3146	PLATE: SADDLE BLOCK (27315) 16T438	EA		2									128	5
X2F 04259	3815-213-0959	PULLEY, GROOVE (27315) 7P298	EA		1									128	22
F 04260	5305-637-4616	SCREW, CAP, HEXAGON: GUARD (27315) 0626V111	EA		2									128	17
F 04261	5305-042-8763	SCREW, CAP, HEXAGON: PLATE (27315) 0626V131	EA		6									128	1
X2F 04262		SHAFT: SHIPPER (27315) 10P891	EA		1									128	8
X2F 04263		SHIM: SADDLE BLOCK (27315) 29T1199	EA		8									128	4
X2F 04264		SPROCKET WHEEL (27315) 4N212	EA		1									128	11

(1) SMR CODE INDEX NO.	(2) FEDERAL STOCK NUMBER	(3) DESCRIPTION  REFERENCE NO. & MER CODE      USABLE ON CODE	(4) UNIT OF ISSUE	(5) UNIT OF MEAS	(6) QTY INC IN UNIT	(7) 30 DAY DS MAINT ALLOWANCE			(8) 30-DAY GS MAINT ALLOWANCE			(9) 1-YR ALW PER 100 EQUIP CNTGCV	(10) DEPOT MAINT ALW PER 100 EQUIP	(11) ILLUSTRATION	
						(a)	(b)	(c)	(a)	(b)	(c)			(a)	(b)
						1-20	21-50	51-100	1-20	21-50	51-100			FIGURE NO.	ITEM NO/
F 04265	5305-267-8973	WASHER LOCK: GUARD SCREW (27315) 3615V013	EA		2									128	16
F 04266	5310-110-3326	WASHER LOCK: PLATE SCREW (27315) 3615V015	EA		6									128	2
P O 04267	4030-214-2111	WEDGE: WIRE ROPE SOCKET (27315) 8T93	EA		1	*	*	*	*	*	*	5	10	128	15
X2O 04268		SHAFT: CROWD CHAIN SPROCKET (27115) 10P1297	EA		1									126	32
X2O 04269		SHAFT: CROWD CHAIN SPROCKET WHEEL (27315) 19P130	EA		1									126	9
X2O 04270		SHELL ASSEMBLY: DIPPER (27315) 12J344F1	EA		1									130	22
P-F 04271	3815-288-0968	BEARING, SLEEVE (27315) 5T2119	EA		2	*	*	2	*	*	2	8	20	130	19
P F 04272	3815-288-7286	BEARING, SLEEVE (27315) 5T2121	EA		8	2	2	4	2	2	4	48	80	130	10
P F 04273	3815-293-5821	BEARING, SLEEVE (27315) 5T2120	EA		4	2	2	3	2	2	3	32	40	130	17
X2F 04274		DIPPER ASSEMBLY: SHOVEL (27315) 12J343	EA		1										
X1 04275		DIPPER: SHOVEL (27315) 12J343	EA		1										
X1 04276	3815-374-0635	KEEPER: LATCH, BUCKET (27315) 12X60	EA		1									130	23
X1 04277		RIVET: SHOVEL DIPPER KEEPER (27315) 2506V152	EA		2									130	24
X1 04278		RIVET: SHOVEL DIPPER KEEPER (27315) 2506V159	EA		4									130	25
X1 04279		SHELL: DIPPER (27315) 12J344	EA		1										

(1) SMR CODE INDEX NO.	(2) FEDERAL STOCK NUMBER	(3) DESCRIPTION  REFERENCE NO. & MER CODE      USABLE ON CODE	(4) UNIT OF ISSUE	(5) UNIT OF MEAS	(6) QTY INC IN UNIT	(7) 30 DAY DS MAINT ALLOWANCE			(8) 30-DAY GS MAINT ALLOWANCE			(9) 1-YR ALW PER 100 EQUIP CNTGCV	(10) DEPOT MAINT ALW PER 100 EQUIP	(11) ILLUSTRATION	
						(a)	(b)	(c)	(a)	(b)	(c)			(a)	(b)
						1-20	21-50	51-100	1-20	21-50	51-100			FIGURE NO.	ITEM NO/
P O 04280	4030-262-3156	SOCKET: BOOM HOIST CABLE (27315) 8P438	EA		1	*	*	*	*	*	*	5	10	127	21
X20 04281		SPRING: BOOM FOOT (27315) 17T313	EA		2									126	13
X20 04282		SPROCKET WHEEL ASSEMBLY: IDLER (27315) 4P479F1	EA		1									83	6
P F 04283	3810-618-1338	BEARING, SLEEVE (27315) 5T1224C1	EA		1	*	*	*	*	*	*	5	10	126	1
X2F 04284		SPROCKET WHEEL (27315) 4P479	EA		1									126	2
X20 04285		SPROCKET WHEEL: CROWD CHAIN REVERSE (27315) 4P478	EA		1									126	31
X20 04286		SUPPORT: PULLEY SHAFT, CROWD CHAIN SPROCKET WHEEL PIN (27315) 18T13	EA		1									126	33
X20 04287		TIGHTENER ASSEMBLY: CHAIN (27315) 100N682-3	EA		1										
O 04288	4730-186-3024	BUSHING: FITTING (27315) 2401V001	EA		1									129	5
X20 04289		CLEVIS, ROD END (27315) 6P1391	EA		1									129	15
P O 04290	3815-374-0661	TOOTH POINT: SHOVEL DIPPER (27315) 12Z48	EA		4	2	3	5	2	3	5	60	100	130	21
X20 04291		WASHER: BOOM FOOT SPRING EYE BOLT (27315) 18T4760	EA		2									126	14
X20 04292		WASHER: BOOM FOOT SPRING EYE BOLT (27315) 18T4760	EA		2									126	14
X20 04293		WASHER: BOOM FOOT SPRING EYE BOLT (27315) 18T4761	EA		2									126	12
O 04294	5310-802-6912	WASHER: DIPPER HANDLE PIN (27315) 3612V021	EA		2									130	16

(1) SMR CODE INDEX NO.	(2) FEDERAL STOCK NUMBER	(3) DESCRIPTION  REFERENCE NO. & MFR CODE      USABLE ON CODE	(4) UNIT OF ISSUE	(5) UNIT OF MEAS	(6) QTY INC IN UNIT	(7) 30 DAY DS MAINT ALLOWANCE			(8) 30-DAY GS MAINT ALLOWANCE			(9) 1-YR ALW PER 100 EQUIP CNTGCV	(10) DEPOT MAINT ALW PER 100 EQUIP	(11) ILLUSTRATION	
						(a)	(b)	(c)	(a)	(b)	(c)			(a)	(b)
						1-20	21-50	51-100	1-20	21-50	51-100			FIGURE NO.	ITEM NO/
O 04295	5310-107-2762	WASHER FLAT: DIPPER DOOR HINGE AND BRACE PIN (27315) 3612V019	EA		4									130	11
O 04296	5310-010-3346	WASHER FLAT: DIPPER TRIP SHACKLE BOLT (27315) 3612V009	EA		2									130	6
F 04297	5310-013-1002	WASHER FLAT: LATCH BAR CLEVIS BOLT (27315) 3612V011	EA		3									130	32
O 04298	5310-017-2762	WASHER FLAT: TRIP LEVER HINGE PIN (27315) 3612V019	EA		2									131	12
O 04299	5310-010-3326	WASHER LOCKS: BOOM FOOT PIN LOCK BOLT (27315) 3615V015	EA		2									126	19
O 04300	5310-010-3326	WASHER LOCK: BUMPER BLOCK MTG BOLT (27315) 3615V015	EA		6									126	40
O 04301	5310-010-3326	WASHER LOCK: BUMPER BLOCK MTG BOLT (27315) 3615V015	EA		8									127	2
O 04302	5310-010-3326	WASHER LOCK: PULLEY SHAFT SUPPORT SCREW (27315) 3615V015	EA		2									126	34
P O 04303	4030-125-2999	WEDGE: BOOM HOIST CABLE SOCKET (27315) 8T87	EA		1	*	*	*	*	*	*	5	10	127	20
M O 04304		WIRE: BOOM FOOT PIN SCREW LOCK (27315) 017904021-6 MANUFACTURE FROM:	EA		2									126	16
P O 04305	9505-198-9110	WIRE, STEEL (12 IN. REQUIRED FOR EACH WIRE)	CL			SEE GRP 9501									
X2O 04306		YOKE: TAKE-UP IDLER SPROCKET (27315) 61338	EA		1									126	6
04307		7411 - CRANE, DRAGLINE OR CLAMSHELL ATTACHMENT													
X2O 04308	3830-849-2971	BACKSTOP ASSEMBLY: BOOM (27315) L855-108-1	EA		1										

(1) SMR CODE INDEX NO.	(2) FEDERAL STOCK NUMBER	(3) DESCRIPTION  REFERENCE NO. & MER CODE      USABLE ON CODE	(4) UNIT OF ISSUE	(5) UNIT OF MEAS	(6) QTY INC IN UNIT	(7) 30 DAY DS MAINT ALLOWANCE			(8) 30-DAY GS MAINT ALLOWANCE			(9) 1-YR ALW PER 100 EQUIP CNTGCY	(10) DEPOT MAINT ALW PER 100 EQUIP	(11) ILLUSTRATION	
						(a)	(b)	(c)	(a)	(b)	(c)			(a)	(b)
						1-20	21-50	51-100	1-20	21-50	51-100			FIGURE NO.	ITEM NO/
X20 04309		BEARING: BOOM BACKSTOP (27315) 25P794	EA		2									140	2
X1 04310		COUPLING HALF: POPE (27315) 20T5582D10	EA		2										
X20 04311		BEARING: BOOM BACKSTOP (27315) 25P795	EA		1									140	8
X20 04312		CLAMP, PIPE (27315) 32T192	EA		2									140	10
O 04313	5310-763-8920	NUT, PLAIN, HEXAGON: BACKSTOP MTG CLAMP SCREW (27315) 2045V007	EA		4									140	16
O 04314	5310-685-1429	NUT, PLAIN, HEXAGON: BACKSTOP MTG SCREW	EA		4									140	13
X20 04315		PIPE: BACKSTOP (27315) 20P591	EA		2									140	3
M O 04316		PIPE: BACKSTOP (27315) 18P1264D2 MANUFACTURE FROM:	EA		2									140	5
P O 04317	4710-162-0949	PIPE, WROUGHT IRON (20 FT 1 1/2 IN. REQUIRED FOR EACH PIPE)	FT												SEE GRP 9501
O 04318	5305-010-0168	SCREW, CAP HEXAGON: BACKSTOP MTG (27315) 0626V091	EA		4									140	1
O 04319	5305-261-1952	SCREW, CAP, HEXAGON: BACKSTOP MTG CLAMP	EA		4									140	4
X20 04320		SEAT, SPRING (27315) 18T6160	EA		2									140	11
M O 04321		SPACER: BOOM BACKSTOP (27315) 18P948D256 MANUFACTURED FROM:	EA		2									140	6
P O 04322	4710-278-5408	PIPE, STEEL (8 IN. REQUIRED FOR EACH SPACER)	FT												SEE GRP 9501

(1) SMR CODE INDEX NO.	(2) FEDERAL STOCK NUMBER	(3) DESCRIPTION  REFERENCE NO. & MER CODE      USABLE ON CODE	(4) UNIT OF ISSUE	(5) UNIT OF MEAS	(6) QTY INC IN UNIT	(7) 30 DAY DS MAINT ALLOWANCE			(8) 30-DAY GS MAINT ALLOWANCE			(9) 1-YR ALW PER 100 EQUIP CNTGCY	(10) DEPOT MAINT ALW PER 100 EQUIP	(11) ILLUSTRATION	
						(a)	(b)	(c)	(a)	(b)	(c)			(a)	(b)
						1-20	21-50	51-100	1-20	21-50	51-100			FIGURE NO.	ITEM NO/
X20 04323		SPRING: BOOM BACKSTOP (27315) 17T341	EA		2									140	12
X20 04324	3120-288-1053	BEARING: BOOM FOOT (27315) 5T1610	EA		2									133	11
P F 04325	3110-155-6627	BEARING, ROLLER (27315) 25Z102D15	EA		6	2	2	3	2	2	3	36	60	134	3
X20 04326		BOLT: COLLAR (27315) 0609V249	EA		2									134	26
X20 04327		BOLT: JIB POINT (27315) 0610V141	EA		1									139	26
O 04328	5306-281-1644	BOLT MACHINE: CONNECTOR (27315) 0609V192	EA		4									134	11
X20 04329		BOOM: JIB CRANE, 15 FT (27315) 11J1327	EA		1									139	21
X20 04330		BOOM SECTION ASSEMBLY: CRANE, 10 FT (27315) 11N1108F1	EA		1										
X1 04331		BOOM SECTION: CRANE (27315) 11N1108	EA		1									135	3
O 04332	5310-021-7216	NUT, PLAIN, HEXAGON: ON SECTION SCREW AND BOLT (27315) 2049V500	EA		24									135	2
X20 04333		ROPE ASSEMBLY: BOOM (27315) 908T15	EA		2										
X20 04334		SCREW: BOOM SECTION	EA		8									135	4
O 04335	5305-266-6456	SCREW, CAP, HEXAGON: BOOM SECTION (27315) 0627V169	EA		16									135	5
X20 04336	4310-596-9442	WASHER LOCK: BOOM SECTION SCREW AND BOLT (27315) 3615V017	EA		24									135	1
X20 04337		BOOM SECTION: BASE CRANE (27315) 11J1032	EA		1									133	1



(1) SMR CODE INDEX NO.	(2) FEDERAL STOCK NUMBER	(3) DESCRIPTION  REFERENCE NO. & MER CODE      USABLE ON CODE	(4) UNIT OF ISSUE	(5) UNIT OF MEAS	(6) QTY INC IN UNIT	(7) 30 DAY DS MAINT ALLOWANCE			(8) 30-DAY GS MAINT ALLOWANCE			(9) 1-YR ALW PER 100 EQUIP CNTGCY	(10) DEPOT MAINT ALW PER 100 EQUIP	(11) ILLUSTRATION	
						(a)	(b)	(c)	(a)	(b)	(c)			(a)	(b)
						1-20	21-50	51-100	1-20	21-50	51-100			FIGURE NO.	ITEM NO/
X2O 04338		BOOM SECTION: CRANE, UPPER (27315) 11J1328	EA		1									133	5
O 04339	4730-186-3024	BUSHING: BOOM POINT SHEAVE FITTING (27315) 2401V001	EA		3									134	6
O 04340	4730-186-3024	BUSHING: STRUT SHEAVE AHD JIB SHEAVE (27315) 2401V001	EA		2									139	7
X2O 04341		CLEVIS: ROD END (27315) 20T4162	EA		2									139	14
X2O 04342		COLLAR: SHAFT (27315) 18T3783	EA		2									134	25
X2O 34343		CONNECTOR: ROD END (27315) 20T5821	EA		2									139	12
X2O 04344		FAIRLEAD ASSEMBLY (27315) 655-605-4011	EA		1									92	5
X2F 04345		BASE ASSEMBLY: FAIRLEAD (23715) 8N233F1	EA		1										
X1 04346		BASE: FAIRLEAD MTG (27315) 8N233	EA		1									137	8
P F 04347	3815-288-0944	BEARING, SLEEVE (27315) 5T126	EA		2	*	*	2	*	*	2	8	20	137	9
X2O 04348		BOLT, MACHINE: GUIDE PLATES (27315) 0626V130	EA		8									137	19
O 04349	5306-638-0952	BOLT MACHINE: SHEAVE SHAFT (27315) 0609V208	EA		2									137	17
O 04350	4730-186-3024	BUSHING: FAIRLEAD (27315) 2401V001	EA		6									137	6
X2O 04351		COLLAR: THRUST (27315) 18T4625	EA		2									137	15
O 04352	4730-050-4208	FITTING LUBRICATION: FAIRLEAD (96906) 1610BL	EA		6									137	5

(1) SMR CODE INDEX NO.	(2) FEDERAL STOCK NUMBER	(3) DESCRIPTION  REFERENCE NO. & MER CODE      USABLE ON CODE		(4) UNIT OF ISSUE	(5) UNIT OF MEAS	(6) QTY INC IN UNIT	(7) 30 DAY DS MAINT ALLOWANCE			(8) 30-DAY GS MAINT ALLOWANCE			(9) 1-YR ALW PER 100 EQUIP CNTGCY	(10) DEPOT MAINT ALW PER 100 EQUIP	(11) ILLUSTRATION	
							(a)	(b)	(c)	(a)	(b)	(c)			(a)	(b)
							1-20	21-50	51-100	1-20	21-50	51-100			FIGURE NO.	ITEM NO/
X2F 04353		FRAME: FAIRLEAD (27315) 8J33		EA		1									137	25
X2O 04354	3815-707-2438	GUIDE PLATE: RH (27315) 8P458D1		EA		1									137	22
O 04355	5510-763-8921	NUT, PLAIN, HEXAGON: BOLT (27315) 2045V008		EA		2									137	23
O 04356	5315-013-7228	PIN: FAIRLEAD (27315) 2201V051		EA		4									137	11
O 04357	5315-059-0258	PIN: FAIRLEAD (27315) 2201V145		EA		2									137	13
F 04358	5315-276-0256	PIN: FAIRLEAD (27315) 19F50D26		EA		2									137	18
F 04359	5315-390-3131	PIN: FAIRLEAD (27315) 19T2870		EA		2									137	7
F 04360	5315-839-5822	PIN: FAIRLEAD (27315) 2201V033		EA		4									137	29
O 04361	5315-839-5822	PIN: FAIRLEAD (27315) 2201V033		EA		4									137	29
O 04362	5315-842-3044	PIN: FAIRLEAD (27315) 2201V017		EA		4									137	28
X2O 04363		PIN: FAIRLEAD (27115) 19F52D19		EA		2									137	10
O 04364	5315-619-7169	PIN: SHAFT (27315) 19F48D14		EA		2									137	27
O 04365	5315-619-7168	PIN: SHEAVE SHAFT (27315) 19F50D22		EA		2									137	30
X2O 04366	3815-707-2459	PLATE, GUIDE: LH (27315) 8P458D2		EA		1									137	21
X2O 04367	5340-653-5655	ROD: FAIRLEAD BASE TO REVOLVING FRAME (27315) 19T3766		EA		1									137	12

(1) SMR CODE INDEX NO.	(2) FEDERAL STOCK NUMBER	(3) DESCRIPTION  REFERENCE NO. & MER CODE      USABLE ON CODE	(4) UNIT OF ISSUE	(5) UNIT OF MEAS	(6) QTY INC IN UNIT	(7) 30 DAY DS MAINT ALLOWANCE			(8) 30-DAY GS MAINT ALLOWANCE			(9) 1-YR ALW PER 100 EQUIP CNTGCY	(10) DEPOT MAINT ALW PER 100 EQUIP	(11) ILLUSTRATION	
						(a)	(b)	(c)	(a)	(b)	(c)			(a)	(b)
						1-20	21-50	51-100	1-20	21-50	51-100			FIGURE NO.	ITEM NO/
X2O 04368	3815-653-5654	SHAFT: FAIRLEAD BASE TO REVOLVING FRAME (27315) 19T3770	EA		1									137	14
X2O 04369	3815-390-3133	SHAFT: HORIZONTAL SHEAVE (27315) 19T3874	EA		2									137	26
X2O 04370	3815-390-3132	SHAFT: VERTICAL SHEAVE (27315) 19T2873	EA		2									137	16
X2O 04371	3815-213-0960	SHEAVE ASSEMBLY: GROOVE (27315) 7P364C1F1	EA		2									92	2
P F 04372	3815-281-2206	BEARING, SLEEVE (27315) TT330	EA		2	*	*	2	*	*	2	8	20	137	4
X2F 04373		SHEAVE: GROOVE (27315) 7P364C1	EA		2									137	3
X2O 04374		SHEAVE ASSEMBLY: GROOVE (27315) 7P482F1	EA		2										
P F 04375	3815-661-8925	BEARING, SLEEVE (27315) 5T917	EA		2	*	*	2	*	*	2	8	20	137	2
X2F 04376		SHEAVES GROOVE (27315) 7P482	EA		2									137	1
X2O 04377		SPACER: SHEAVE SHAFT (27315) 18P933D130	EA		2									137	20
O 04378	5310-010-3326	WASHER LOCK: FAIRLEAD (27315) 3615V015	EA		10									137	24
O 04379	4730-050-4208	FITTING LUBRICATION: BOOM POINT SHEAVE (95879) 1610BL	EA		3									134	7
O 04380	4730-050-4208	FITTING LUBRICATION: JIB SHEAVE SHAFT AND STRUT (95879) 1610BL	EA		2									139	8
X2O 04381		GUARD: BOOM SHEAVE (27315) 14N842	EA		1									134	8
X2O 04382	3815-305-7987	GUARD: JIB PULLEY (27315) 8-349	EA		1									139	27

(1) SMR CODE INDEX NO.	(2) FEDERAL STOCK NUMBER	(3) DESCRIPTION  REFERENCE NO. & MER CODE      USABLE ON CODE	(4) UNIT OF ISSUE	(5) UNIT OF MEAS	(6) QTY INC IN UNIT	(7) 30 DAY DS MAINT ALLOWANCE			(8) 30-DAY GS MAINT ALLOWANCE			(9) 1-YR ALW PER 100 EQUIP CNTGCV	(10) DEPOT MAINT ALW PER 100 EQUIP	(11) ILLUSTRATION	
						(a)	(b)	(c)	(a)	(b)	(c)			(a)	(b)
						1-20	21-50	51-100	1-20	21-50	51-100			FIGURE NO.	ITEM NO/
X20 04383		INDICATOR ASSEMBLY: ANGLE (27315) L655154-7	EA		1										
P 04384	3110-108-9167	BEARING, BALL (52676) 6200-2RS	EA		4	2	2	2	2	2	2	24	120	136	14
X20 04385		BOLT: PENDULUM (27315) 0609V005	EA		2									136	6
X20 04386		DRUM INDICATOR ASSEMBLY: ANGLE (27315) 18P1043F1	EA		1									136	16
X1 04387		DRUM, INDICATOR ANGLE (27315) 18P1043	EA		1										
O 04388	5305-011-9504	SETSCREW: ANGLE INDICATOR (27315) 0692V002	EA		1									136	15
X20 04389		FRAME: DRUM INDICATOR (27315) 29N330	EA		1									136	8
X20 04390		GEAR, SPUR (27315) 1T483	EA		1									136	26
X20 04391		PENDULUM ASSEMBLY: BALANCE (27315) 6P1199F1	EA		1									136	19
X1 04392		PENDULUM: BALANCE (27315) 6P1199	EA		1										
X20 04393		PIN: INDICATOR (27115) 819H67D1	EA		1									136	18
X20 00390		PLATE: BEARING RETAINER (27315) 18T62	EA		2									136	13
X1 04395		PLATE, END (27315) 18P805	EA		1									136	11
X20 04396		PLATE, INDICATOR (27315) 18P1044	EA		1									136	23
X20 04397		RETAINER, BALL BEARING (27315) 18T4863	EA		2									136	3

(1) SMR CODE INDEX NO.	(2) FEDERAL STOCK NUMBER	(3) DESCRIPTION  REFERENCE NO. & MER CODE      USABLE ON CODE	(4) UNIT OF ISSUE	(5) UNIT OF MEAS	(6) QTY INC IN UNIT	(7) 30 DAY DS MAINT ALLOWANCE			(8) 30-DAY GS MAINT ALLOWANCE			(9) 1-YR ALW PER 100 EQUIP CNTGCV	(10) DEPOT MAINT ALW PER 100 EQUIP	(11) ILLUSTRATION	
						(a)	(b)	(c)	(a)	(b)	(c)			(a)	(b)
						1-20	21-50	51-100	1-20	21-50	51-100			FIGURE NO.	ITEM NO/
X20 04398	5340-715-1152	RING. RETAINING (89462) 5100-37	EA		3									136	12
X20 04399		RING, RETAINING (89462) 5000-118	EA		2									136	21
O 04400	5320-042-6171	RIVET: INDICATOR	EA		18									136	7
O 04401	5305-543-4306	SCREW, CAP, HEXAGON: INDICATOR (27315) 0626V003	EA		4									136	10
O 04402	5305-638-4306	SCREW, CAP, HEXAGON: INDICATOR (27315) 0626V039	EA		5									136	5
O 04403	5305-984-6210	SCREW: RETAINER PLATE (27315) 0660V075	EA		8									136	1
X20 04404		SEGMENT GEAR ASSEMBLY (27315) 1T484F1	EA		1										
X20 04405		SEGMENT GEAR (27315) 1T484	EA		1									136	25
O 04406	5305-018-2924	SETSCREW: GEAR SECTOR (27315) 0672V020	EA		1									136	22
X20 04407		SHAFT: BALANCE WEIGHT (27315) 10T1142	EA		1									136	20
X20 04408		SHAFT: DRUM INDICATOR (27315) 10T1188	EA		1									136	17
O 04409	5310-809-3078	WASHER FLAT: INDICATOR (27315) 3611V005	EA		4									136	24
O 04410	5310-012-0380	WASHER LOCK: INDICATOR (27315) 3616V007	EA		4									136	9
O 04411	5310-261-7340	WASHER LOCK: INDICATOR SCREW (27315) 3616V009	EA		5									136	4
O 04412	5310-043-2226	WASHER LOCK: RETAINER PLATE SCREW (27315) 3616V005	EA		8									136	2

(1) SMR CODE INDEX NO.	(2) FEDERAL STOCK NUMBER	(3) DESCRIPTION  REFERENCE NO. & MER CODE      USABLE ON CODE	(4) UNIT OF ISSUE	(5) UNIT OF MEAS	(6) QTY INC IN UNIT	(7) 30 DAY DS MAINT ALLOWANCE			(8) 30-DAY GS MAINT ALLOWANCE			(9) 1-YR ALW PER 100 EQUIP CNTGCV	(10) DEPOT MAINT ALW PER 100 EQUIP	(11) ILLUSTRATION	
						(a)	(b)	(c)	(a)	(b)	(c)			(a)	(b)
						1-20	21-50	51-100	1-20	21-50	51-100			FIGURE NO.	ITEM NO/
X2O 04413		NUT: COLLAR BOLT (27315) 2045V009	EA		2									134	23
O 04414	5310-763-8921	NUT: CONNECTOR SCREW (27315) 2045V008	EA		6									134	9
O 04415	5310-021-7216	NUT, PLAIN HEXAGON: BOOM CONNECTION SCREW (27315) 204V500	EA		24									133	4
O 04416	5310-685-1429	NUT, PLAIN HEXAGON: SHEAVE LOCK PIN AND JIB (27315) 205V005	EA		8									139	28
O 04417	5310-266-0384	NUT, PLAIN HEXAGON: TURNBUCKLE (27315) 2045V014	EA		2									139	18
O 04418	5310-762-6223	NUT, PLAIN, HEXAGON: TURNBUCKLE	EA		2									139	17
X2O 04419		PIN ASSEMBLY: BOOM TO TUPPER FRAME (27315) 19T2963F2	EA		2									133	10
O 04420	4730-186-3024	BUSHING: FITTING (27315) 2401V0001	EA		1									133	8
O 04421	4730-050-4208	FITTING LUBRICATION: PIN (96906) 1610BL	EA		1									133	7
X2O 04422		PIN: BOOM (27315) 19T2963	EA		1									133	9
X2O 04423		PIN: BOOM BACKSTOP (27315) 19T2310	EA		1									140	9
O 04425	5315-205-6830	PIN: BOOM BACKSTOP PIN	EA		2									140	7
O 04426	5315-021-7669	PIN: BOOM FOOT PIN	EA		2									133	12
O 04427	5315-983-8388	PIN: CABLE SOCKET ANCHOR (27315) 19T3694	EA		1										
O 04428	5315-187-9589	PIN: CABLE SOCKET ANCHOR PIN (27315) 2201V104	EA		1										

(1) SMR CODE INDEX NO.	(2) FEDERAL STOCK NUMBER	(3) DESCRIPTION  REFERENCE NO. & MER CODE      USABLE ON CODE	(4) UNIT OF ISSUE	(5) UNIT OF MEAS	(6) QTY INC IN UNIT	(7) 30 DAY DS MAINT ALLOWANCE			(8) 30-DAY GS MAINT ALLOWANCE			(9) 1-YR ALW PER 100 EQUIP CNTGCV	(10) DEPOT MAINT ALW PER 100 EQUIP	(11) ILLUSTRATION	
						(a)	(b)	(c)	(a)	(b)	(c)			(a)	(b)
						1-20	21-50	51-100	1-20	21-50	51-100			FIGURE NO.	ITEM NO/
X2O 04429		PIN: CONNECTOR (27315) 19F66D11	EA		2									139	15
X2O 04430		PIN: JIB TO BOOM POINT (27315) 19T3990	EA		1									139	22
O 04431	5315-013-7323	PIN: SHEAVE SHAFT (27315) 2201V104	EA		4									139	3
X2O 04432		PIN: SHEAVE SHAFT (27315) 19T3750	EA		2									139	4
X2O 04433		PIN: STRUT FOOT (27315) 19F69D3	EA		2									139	20
O 04434	5316-846-4297	PIN: STRUT FOOT PIN AND CONNECTOR (27315) 2201V120	EA		8									139	16
X2O 04435		PIN: STRUT SHEAVE SHAFT (27315) 19T39887	EA		1									139	6
X2O 04436		PULLEY ASSEMBLY: STRUT SHEAVE (27315) 7-13F1	EA		1										
P O 04437	3815-425-8205	BEARING, SLEEVE (27315) 5T159	EA		1	*	*	*	*	*	*	5	10	139	19
X2O 04438	3815-425-8245	PULLEY, GROOVE (27315) 7P13	EA		1									139	11
X2F 04439		RING, RETAINING (27315) 18T16110	EA		6									134	2
X2O 04440		ROD END (27315) 20T4058	EA		2									134	21
X2O 04441		ROD END, CONNECTOR: JIB TO BOOM POINT (27315) 220T19	EA		2									139	25
X2O 04442	3810-861-7799	ROD END: POINT SHAFT LOCK PIN AND STRUT (27315) 20T551C1	EA		3									139	34
X2O 04443		SCREW: BOOM CONNECTION (27315) 0627V163	EA		8									133	6

(1) SMR CODE INDEX NO.	(2) FEDERAL STOCK NUMBER	(3) DESCRIPTION  REFERENCE NO. & MER CODE      USABLE ON CODE	(4) UNIT OF ISSUE	(5) UNIT OF MEAS	(6) QTY INC IN UNIT	(7) 30 DAY DS MAINT ALLOWANCE			(8) 30-DAY GS MAINT ALLOWANCE			(9) 1-YR ALW PER 100 EQUIP CNTGCY	(10) DEPOT MAINT ALW PER 100 EQUIP	(11) ILLUSTRATION	
						(a)	(b)	(c)	(a)	(b)	(c)			(a)	(b)
						1-20	21-50	51-100	1-20	21-50	51-100			FIGURE NO.	ITEM NO/
0 04444	5305-266-6456	SCREW, CAP HEXAGON: BOOM CONNECTION (27315) 0627V169	EA		16									133	2
0 04445	5305-527-4193	SCREW, CAP HEXAGON: BOOM POINT (27315) 0609V111	EA		2									139	23
0 04446	5305-042-8769	SCREW, CAP, HEXAGON: CONNECTOR (27315) 0609V194	EA		2									139	22
0 04447	5308-018-0181	SCREW, CAP HEXAGON: JIB POINT (27315) 0609V113	EA		2									139	29
0 04448	5305-018-0177	SCREW, CAP, HEXAGON: POINT SHAFT LOCK PIN	EA		1									139	33
0 04449	5305-018-0181	SCREW, CAP, HEXAGON: SHEAVE SHAFT LOCK (27315) 0609V114	EA		1									139	36
X20 04450		SHAFT: BOOM SHEAVE (27315) 19-177	EA		1									134	13
X20 04451	3815-316-7064	SHAFT: J08 POINT PULLEY (27315) 19T2464	EA		1									139	32
X20 04452	3815-084-8217	SHEAVE ASSEMBLY: IDLER (27315) L100N1336-1	EA		1										
X20 04453		BOLT: ROD END (27315) 320H684D9	EA		1									134	16
0 04454	5310-685-1428	NUT, PLAIN, HEXAGON: CONNECTOR SCREW (27315) 2045V005	EA		1									134	30
0 04455	5310-763-8921	NUT, PLAIN, HEXAGON: ROD END BOLT (27315) 2045V008	EA		2									134	20
X20 04456		ROD END: 800M POINT (27315) 220T19	EA		1									134	29
0 04457	5305-018-0177	SCREW, CAP, HEXAGON: CONNECTOR	EA		1									134	27
X20 04458		SHAFT: IDLER SHEAVE (27315) 19T3985	EA		1									134	12



(1) SMR CODE INDEX NO.	(2) FEDERAL STOCK NUMBER	(3) DESCRIPTION  REFERENCE NO. & MER CODE      USABLE ON CODE	(4) UNIT OF ISSUE	(5) UNIT OF MEAS	(6) QTY INC IN UNIT	(7) 30 DAY DS MAINT ALLOWANCE			(8) 30-DAY GS MAINT ALLOWANCE			(9) 1-YR ALW PER 100 EQUIP CNTGCV	(10) DEPOT MAINT ALW PER 100 EQUIP	(11) ILLUSTRATION	
						(a)	(b)	(c)	(a)	(b)	(c)			(a)	(b)
						1-20	21-50	51-100	1-20	21-50	51-100			FIGURE NO.	ITEM NO/
X20 04459		SHEAVE ASSEMBLY: GROOVED (27315) 7P562F2	EA		3									13	
P F 04460	3815-425-8144	BEARING, SLEEVE (27315) 5T1212	EA		3	*	*	2	*	*	2	10	30	13	19
0 04461	4730-186-3024	BUSHING: FITTING (27315) 2401V001	EA		3									134	6
0 04462	4730-050-4208	FITTING LUBRICATION: SHEAVE (96906) MS15003-1	EA		3									134	7
X2F 04463		SHEAVE: GROOVED (37315) 7P562	EA		3									134	17
X20 04464		SPACER: IDLER SHEAVE (27315) 18P933D316	EA		1									134	14
X20 04465		SPACER: SHEAVE (27315) 18T6150	EA		2									134	18
X20 04466		WASHER: CONNECTOR (27315) 3615V011	EA		1									134	28
0 04467	5310-010-3326	WASHER LOCK: ROD END BOLT (27315) 3615V015	EA		2									134	15
X20 04468		SHEAVE ASSEMBLY: JIB POINT (27315) 7P485F1	EA		1										
P 0 04469	3815-423-7816	BEARING, SLEEVE (27315) 5T788	EA		1	*	*	*	*	*	*	5	10	139	3
X20 04470		SHEAVE: GROOVE (27315) 7P485	EA		1									139	35
X2F 04471		SHEAVE: GROOVED (27315) 7P578	EA		3									134	5
P 0 04472	4030-125-2807	SOCKET: WIRE ROPE (27315) 8P239	EA		1	*	*	*	*	*	*	5	10		
X20 04473		SPACER: PULLEY FRAME, JIB POINT SHEAVE (27315) 18T2242	EA		2									39	30

(1) SMR CODE INDEX NO.	(2) FEDERAL STOCK NUMBER	(3) DESCRIPTION  REFERENCE NO. & MER CODE      USABLE ON CODE	(4) UNIT OF ISSUE	(5) UNIT OF MEAS	(6) QTY INC IN UNIT	(7) 30 DAY DS MAINT ALLOWANCE			(8) 30-DAY GS MAINT ALLOWANCE			(9) 1-YR ALW PER 100 EQUIP CNTGCY	(10) DEPOT MAINT ALW PER 100 EQUIP	(11) ILLUSTRATION	
						(a)	(b)	(c)	(a)	(b)	(c)			(a)	(b)
						1-20	21-50	51-100	1-20	21-50	51-100			FIGURE NO.	ITEM NO/
X2F 04474		SPACER: SHEAVE (27315) 18T6109	EA		3									134	4
X20 04475		SPACER: STRUT SHEAVE SHAFT (27315) 18P948D230	EA		2									139	10
X20 04476	3815-975-8439	SPREADER ASSEMBLY: UPPER (27315) L9655-657-2	EA		1										
0 04477	4730-1186-3024	BUSHING: FITTING (27315) 201V001	EA		2									138	6
0 04478	4730-050-4208	FITTING LUBRICATION: PULLEY PIN (96906) MS15003-1	EA		2									138	5
X20 04479		LINK: CONNECTING BAR (27315) 11P855	EA		1									138	13
X20 04480	3810-352-4800	LOCK PLATE: PULLEY PIN (27315) 18T145	EA		2									138	3
0 04481	5305-637-4610	SCREW CAP. HEXAGON: SPREADER (27315) 0626V111	EA		4									138	1
0 04482	5310-000-3325	R LOCK: SPREADER (27315) 3615V013	EA		4									138	2
X20 04483		PIN: PULLEY (27315) 19T2850	EA		2									138	7
X20 04484	3815-200-1079	PULLEY, GROOVE	EA		4										
P 0 04485	3815-293-5815	BEARING, SLEEVE (27315) 5T116	EA		4	2	2	2	2	<	2	2)	55	138	12
X20 04486		PULLEY GROOVE (27315) 7P214C2F1	EA		4									138	4
X20 04487		YOKE: PULLEY (27315) 11-856	EA		2									138	8
X20 04488		STRUT: JIB (27315) 11N1293	EA		1									139	5

(1) SMR CODE INDEX NO.	(2) FEDERAL STOCK NUMBER	(3) DESCRIPTION  REFERENCE NO. & MER CODE      USABLE ON CODE	(4) UNIT OF ISSUE	(5) UNIT OF MEAS	(6) QTY INC IN UNIT	(7) 30 DAY DS MAINT ALLOWANCE			(8) 30-DAY GS MAINT ALLOWANCE			(9) 1-YR ALW PER 100 EQUIP CNTGCV	(10) DEPOT MAINT ALW PER 100 EQUIP	(11) ILLUSTRATION	
						(a)	(b)	(c)	(a)	(b)	(c)			(a)	(b)
						1-20	21-50	51-100	1-20	21-50	51-100			FIGURE NO.	ITEM NO/
X20 04489		TURNBUCKLE: PULLEY ADJUSTMENT (27315) 20Z7D3	EA		2									139	13
0 04490	5310-012-1574	WASHER, LOCK: BACKSTOP MTG CLAMP SCREW (27315) 3615V013	EA		4									140	15
0 04491	5310-637-9541	WASHER, LOCK: BACKSTOP MTG SCREW (96906) MS35338-46	EA		4									140	14
0 04492	5310-596-9442	WASHER, ,LOCK: BOOM CONNECTION SCREW (27315) 3615V017	EA		24									133	3
X20 04493		WASHER: COLLAR BOLT (27315) 3615V016	EA		2									134	24
0 04494	5310-013-1046	WASHER, LOCK: CONNECTOR SCREW (27315) 3616V015	EA		6									134	10
0 04495	5310-584-5272	WASHER, LOCK: SHEAVE SHAFT LOCK PIN SCREW AND JIB (27315) 3615V011	EA		8									139	24
X20 04496		WASHER: SHEAVE (27315) 18T6118	EA		2									134	1
P 0 04497	4030-125-2999	WEDGE: WIRE ROPE SOCKET (27315) 8T87	EA		1	*	*	*	*	*	*	5	10		
X20 04498		WIRE ROPE ASSEMBLY: JIB MAST (27315) 30Z30D2	EA		2									139	9
X20 04499		WIRE ROPE ASSEMBLY: JOB MAST (27315) 30Z31D2	EA		2									139	2
X20 04500		WIRE ROPE ASSEMBLY: JIB MAST (27315) 30Z31D4	EA		2									139	1
X20 04501	3815-560-6097	WIRE ROPE ASSEMBLY: SPREADER (27315) 30Z29	EA		2									138	10
0 04502	5315-297-2443	PIN: WIRE ROPE	EA		4									138	9
X20 04503		PIN: WIRE ROPE (27315) 25-40015	EA		4									138	11

(1) SMR CODE INDEX NO.	(2) FEDERAL STOCK NUMBER	(3) DESCRIPTION  REFERENCE NO. & MER CODE      USABLE ON CODE		(4) UNIT OF ISSUE	(5) UNIT OF MEAS	(6) QTY INC IN UNIT	(7) 30 DAY DS MAINT ALLOWANCE			(8) 30-DAY GS MAINT ALLOWANCE			(9) 1-YR ALW PER 100 EQUIP CNTGCV	(10) DEPOT MAINT ALW PER 100 EQUIP	(11) ILLUSTRATION	
							(a)	(b)	(c)	(a)	(b)	(c)			(a)	(b)
							1-20	21-50	51-100	1-20	21-50	51-100			FIGURE NO.	ITEM NO/
04504		7412 - BACKHOE ATTACHMENT														
X20 04505		ADAPTER ASSEMBLY: LH BOOM FOOT (27315) 33N170F1	EA		1											
X20 04506		ADAPTER: BOOM FOOT (27315) 33N170	EA		1									141	29	
P 0 04507	3815-288-1080	BEARING: BOOM FOOT ADAPTER (27315) 5T1774	EA		1	*	*	*	*	*	*	5	10	141	28	
P 0 04508	3815-288-2777	BEARING: BOOM FOOT ADAPTER (27315) 5T1990	EA		2	*	*	2	*	*	2	8	20	141	25	
P 0 04509		BEARING: 800M FOOT ADAPTER (27315) 5T719	EA		1	*	*	*	*	*	*	5	10	141	26	
X20 04510		ADAPTER ASSEMBLY: RH BOOM FOOT (27315) 33N171F1	EA		1											
X20 04511		ADAPTER: BOOM FOOT (27315) 33N171	EA		1									141	27	
P 0 04512	3815-288-1054	BEARING: BOOM FOOT ADAPTER (27315) 5T1633	EA		1	*	*	*	*	*	*	5	10	141	26	
P 0 04513	3815-288-1080	BEARING: BOOM FOOT ADAPTER (27315) 5T1774 (INITIALLY SHOWN AS INDEX NO. 04507)	EA		1	*	*	*	*	*	*	5	10	141	28	
P 0 04514	3815-288-2777	BEARING: BOOM FOOT ADAPTER (27315) 5T1990 (INITIALLY SHOWN AS INDEX NO. 04508)	EA		2	*	*	2	*	*	2	8	20	141	25	
X20 04515		BAIL ASSEMBLY: HOE DIPPER (27315) 12N262F1	EA		1											
X20 04516		BAIL: HOE DIPPER (27315) 12N262	EA		1									144	4	
X1 04517		GUIDE: WIRE ROPE (27315) 79T47	EA		2											

(1) SMR CODE INDEX NO.	(2) FEDERAL STOCK NUMBER	(3) DESCRIPTION  REFERENCE NO. & MER CODE      USABLE ON CODE	(4) UNIT OF ISSUE	(5) UNIT OF MEAS	(6) QTY INC IN UNIT	(7) 30 DAY DS MAINT ALLOWANCE			(8) 30-DAY GS MAINT ALLOWANCE			(9) 1-YR ALW PER 100 EQUIP CNTGCY	(10) DEPOT MAINT ALW PER 100 FOUIP	(11) ILLUSTRATION	
						(a)	(b)	(c)	(a)	(b)	(c)			(a)	(b)
						1-20	21-50	51-100	1-20	21-50	51-100			FIGURE NO.	ITEM NO/
P 0 04518	3815-288-2160	BEARING: HOE BAIL (27315) 80	EA		4	2	2	2	2	2	2	24	30	144	29
X20 04519		PLATE: SAIL PIN LOCK (27315) 18T13	EA		1									144	25
0 04520	5305-836-1398	SCREW, CAP, HEXAGON: LOCK PLATE (27315) 0626V131	EA		2									144	23
0 04521	5310-010-3326	WASHER, LOCK: LOCK PLATE SCREW (27315) 3615V015	EA		2									144	24
X20 04522	3815-392-4209	BLOCK: BUMPER, HOE BOOM (27315) 32H94	EA		8									141	12
X20 04523		BOLT: BRACE TO DIPPER (27315) 20T5705C1	EA		2									143	24
X20 04524		BOLT: BRACE TO STICK (27315) 20-382C1	EA		1									143	20
0 04525	5306-655-5826	BOLT, EXTERNALLY: SAIL TO LINK (27315) 20T5702	EA		1									144	11
X20 04526		BOLT: HOIST PULLEY FRAME TO STICK (27315) 20P381	EA		1									143	11
0 04527	5306-696-5246	BOLT MACHINE: BOOM POINT CONNECTOR (27315) 20T5444D12	EA		1									143	35
0 04528	5306-263-7716	BOLT MACHINE: HOE BOOM BUMPER BLOCK MTG	EA		2									141	11
0 04529	5306-263-7430	BOLT MACHINE: HOE MAST PULLEY FRAME (27315) 20T5444D19	EA		1									143	14
X20 04530		BOLT: PULLEY BLOCK (27315) 20P479	EA		1									143	38
X20 04531		BOLT: BACKSTOP (27315) 20T5284	EA		2									182	18
X20 04532		BOOM ASSEMBLY, HOE (27315) 11X23F1	EA		1										

(1) SMR CODE INDEX NO.	(2) FEDERAL STOCK NUMBER	(3) DESCRIPTION  REFERENCE NO. & MER CODE      USABLE ON CODE	(4) UNIT OF ISSUE	(5) UNIT OF MEAS	(6) QTY INC IN UNIT	(7) 30 DAY DS MAINT ALLOWANCE			(8) 30-DAY GS MAINT ALLOWANCE			(9) 1-YR ALW PER 100 EQUIP CNTGCV	(10) DEPOT MAINT ALW PER 100 EQUIP	(11) ILLUSTRATION	
						(a)	(b)	(c)	(a)	(b)	(c)			(a)	(b)
						1-20	21-50	51-100	1-20	21-50	51-100			FIGURE NO.	ITEM NO/
P 0 04533	3815-425-8213	BEARING: HOE BOOM (27315) 5T1772	EA		4	2	2	2	2	2	2	2	40	141	23
P 0 04534		BEARING: HOE BOOM (27315) 5T2308	EA		2	*	*	2	*	*	2	8	20	11	15
X1 04535		BOOM: HOEEA (27315) 11X23		1	141	14									
X20 04536		BRACE ASSEMBLY: DIPPER (27315) 20N13F1	EA		1										
P 0 04537	3815-288-1081	BEARING: DIPPER BRACE (27315) 5T1776	EA		4	2	2	2	2	2	2	24	SO I43	26	
X20 04538		BEARING: DIPPER *RACE (27315) 5T2356	EA		2	143	30								
X1 04539		MACE: DIPPER (27315) 20N13	EA		1	143	29								
X20 04540		BRIDLE: HOIST LINE DEAD END (27315) 8P540	EA		1	142	18								
0 04541	4730-186-3024	BUSHING: FITTING (27315) 2401V001	EA		2	144	3								
0 04542	4730-186-3024	BUSHING PIPE: FITTING (27315) 2401V001	EA		1	141	36								
0 04543	4730-050-4208	FITTING LUBRICATION: BEARING (96906) MS15003-1	EA		1	141	16								
X1 04544		SHEAVE: GROOVE (27315) 7P459	EA		1										
0 04545	4730-186-3024	BUSHING PIPE: FITTING (27315) 2401V001	EA		1	141	36								
0 04546	4730-050-4208	FITTING LUBRICATION: SHEAVE BEARING (95879) 1610BL	EA		1	141	16								
X1 04547		SHEAVE: GROOVE (27315) 7P460	EA		1	141	35								

(1) SMR CODE INDEX NO.	(2) FEDERAL STOCK NUMBER	(3) DESCRIPTION  REFERENCE NO. & MER CODE      USABLE ON CODE	(4) UNIT OF ISSUE	(5) UNIT OF MEAS	(6) QTY INC IN UNIT	(7) 30 DAY DS MAINT ALLOWANCE			(8) 30-DAY GS MAINT ALLOWANCE			(9) 1-YR ALW PER 100 EQUIP CNTGCV	(10) DEPOT MAINT ALW PER 100 EQUIP	(11) ILLUSTRATION		
						(a)	(b)	(c)	(a)	(b)	(c)			(a)	(b)	
						1-20	21-50	51-100	1-20	21-50	51-100			FIGURE NO.	ITEM NO/	
0 04548	3815-333-3753	COLLAR ASSEMBLY: MAST PULLEY SHAFT (27315) 18T4381F1	EA		1											
X1 04549		COLLAR: SHAFT (27315) 18T4381	EA		1									142	3	
0 04550	5310-7638920	NUT, PLAIN, HEXAGON: COLLAR SCREW (27315) 2045V007	EA		2									142	2	
X20 04551		PIN: COLLAR SCREW (27315) 2201V055	EA		2									142	1	
0 04552	5305-7-3893	SCREW, CAP, HEXAGON: COLLAR (27315) 0609V165	EA		2									142	4	
X20 04553		DIPPER: HOE (72113) E4521-54	EA		1									144	8	
X20 04554		ADAPTER: DIPPER TOOTH (72113) C292CR5	EA		5									144	15	
X20 04555		BOLT: DIPPER SIDE CUTTER (27315) 0611V174	EA		12									144	14'	
X20 04556		BUSHING: FRONT DIPPER LUG (72113) T24	EA		4									144	9	
X20 04557		BUSHING: REAR DIPPER LUG (72113) T79	EA		2									144	7	
P 0 04558	3815-630-9782	CUTTING EDGE: LH SIDE (72113) T1143A	EA		1	*	*	2	*	*	2	10	30	144	12	
P 0 04559	3815-630-9783	CUTTING EDGE: RH SIDE (72113) T1144A	EA		1	*	*	2	*	*	2	10	3°	144	20	
0 04560	3815-649-8519	KEY: DIPPER TOOTH (72113) 291K	EA		5									144	19	
0 04561	5310-002-0087	NT, PLAIN, HEXAGON: DIPPER SIDE CUTTER DOLT (27315) 2004V009	EA		12									144	13	
X20 04562	3815-649-8517	PIN: TOOTH POINT (72113) 12X195	EA		5									144	18	

(1) SMR CODE INDEX NO.	(2) FEDERAL STOCK NUMBER	(3) DESCRIPTION  REFERENCE NO. & MER CODE      USABLE ON CODE	(4) UNIT OF ISSUE	(5) UNIT OF MEAS	(6) QTY INC IN UNIT	(7) 30 DAY DS MAINT ALLOWANCE			(8) 30-DAY GS MAINT ALLOWANCE			(9) 1-YR ALW PER 100 EQUIP CNTGCV	(10) DEPOT MAINT ALW PER 100 EQUIP	(11) ILLUSTRATION	
						(a)	(b)	(c)	(a)	(b)	(c)			(a)	(b)
						1-20	21-50	51-100	1-20	21-50	51-100			FIGURE NO.	ITEM NO/
X20 04563	3815-649-8518	PLUG: TOOTH POINT (72113) 12Z194	EA		5									144	17
P 0 04564	3815-653-5662	TOOTH POINT: HOE DIPPER (72113) R5S	EA		5	2	3	6	2	3	6	75	125	144	16
0 04565	4730-050-4208	FITTING LUBRICATION: SAIL (96906) MS15003-1	EA		5									144	2
0 04566	4730-050-4208	FITTING LUBRICATION: HOSE BOOM SHEAVE (96906) MS15003-1	EA		6									144	2
0 04567	4730-050-4208	FITTING LUBRICATION: IDLER PULLEY PIN AND BOON PIN (96906) MS15003-1	EA		2									141	16
X20 04568		FRAME ASSEMBLY: GANTRY PULLEY (27315) 8P894F1	EA		1										
0 04569	4730-186-3024	BUSHING: FITTING (27315) 24010001	EA		1									142	7
0 04570	4730-050-4208	FITTING LUBRICATION: PULLEY FRAME (96906) MS15003-1	EA		1									142	6
X1 04571		FRAME: PULLEY (27315) 8P894	EA		1									142	34
X20 04572		FRAME ASSEMBLY: HOE BOOM GANTRY (27315) 8N224F1	EA		1										
X20 04573	3815-860-2282	BEARING: GANTRY FRAME (27315) 5T493	EA		2									142	28
0 04574	4730-186-3024	BUSHING: FITTING (27315) 2401V001	EA		2									142	7
0 04575	4730-050-4208	FITTING LUBRICATION: GANTRY FRAME (25879) 160BL	EA		2									142	6
X1 04576		FRAME: PULLEY (27315) 8N224	EA		1									142	11
X20 04577		GUIDE: CABLE (27315) 8T249C1	EA		2									142	20



(1) SMR CODE INDEX NO.	(2) FEDERAL STOCK NUMBER	(3) DESCRIPTION  REFERENCE NO. & MER CODE      USABLE ON CODE	(4) UNIT OF ISSUE	(5) UNIT OF MEAS	(6) QTY INC IN UNIT	(7) 30 DAY DS MAINT ALLOWANCE			(8) 30-DAY GS MAINT ALLOWANCE			(9) 1-YR ALW PER 100 EQUIP CNTGCV	(10) DEPOT MAINT ALW PER 100 EQUIP	(11) ILLUSTRATION	
						(a)	(b)	(c)	(a)	(b)	(c)			(a)	(b)
						1-20	21-50	51-100	1-20	21-50	51-100			FIGURE NO.	ITEM NO/
0 04578	5310-685-1429	NUT, PLAIN, HERON: GANTRY FRAME SCREW (27315) 2045V005	EA		4									142	21
X20 04579		FRAME ASSEMBLY, HOIST PULLEY (27315) 8N247F1	EA		1										
P 0 04580	3815-288-2776	BEARING: HOIST PULLEY FRAME (27315) 5T1986	EA		2	*	2	2	*	2	2	12	20	13	37
X1 04581		FRAME: HOIST PULLEY (27315) 8N247	EA		1									143	8
M 0 04582		PIPE: PULLEY BLOCK (27315) 18-933D128 MANUFACTURE FROM:	EA		1										
P 0 04583	4710-162-0969	PIPE, STEEL (6 IN. REQUIRED)	FT					SEE GRP 9501							
M 0 04584		PIPE: PULLEY BLOCK (27315) 18P933D192 MANUFACTURE FROM:	EA		1										
P 0 04585	4710-162-0969	PIPE, STEEL (4 IN. REQUIRED)	FT					SEE GRP 9501							
X20 04586		FRAME ASSEMBLY: PULLEY (27315) 8-493F1	EA		1										
0 04587	4730-186-3024	BUSHING: FITTING (27315) 2401V001	EA		2									142	7
0 04588	4730-050-2408	FITTING LUBRICATION: PULLEY FRAME (96906) MS15003-1	EA		2									142	6
X1 04589		FRAME: PULLEY (27315) 8-493	EA		1									142	10
X20 04590		GANTRY: AUXILIARY HOE BOOM (27315) 11J1199	EA		1									142	29
X20 04591		GUARD: GROOVE PULLEY (27315) 8N221	EA		1									141	8

(1) SMR CODE INDEX NO.	(2) FEDERAL STOCK NUMBER	(3) DESCRIPTION  REFERENCE NO. & MFR. CODE      USABLE ON CODE		(4) UNIT OF ISSUE	(5) UNIT OF MEAS	(6) QTY INC IN UNIT	(7) 30 DAY DS MAINT ALLOWANCE			(8) 30-DAY GS MAINT ALLOWANCE			(9) 1-YR ALW PER 100 EQUIP CNTGCY	(10) DEPOT MAINT ALW PER 100 EQUIP	(11) ILLUSTRATION	
							(a)	(b)	(c)	(a)	(b)	(c)			(a)	(b)
							1-20	21-50	51-100	1-20	21-50	51-100			FIGURE NO.	ITEM NO/
X20 04592		LINK ASSEMBLY: DIGGING BAIL (27315) 5T1566G1	EA		2											
P 0 04593	3815-288-2160	BEARING: BAIL LINK (27315) 805H25 (INITIALLY SHOWN AS INDEX NO. 04518)	EA		6									144	6	
P 0 04594	3815-585-5616	BUSHING: BAIL LINK (27315) 5T2174	EA		2	*	*	2	*		2	6	12	144	5	
X20 04595		LINK: DIGGING BAIL (27315) 6T1566	EA		2									144	21	
0 04596	5310-017-2989	NUT SLOTTED HEXAGON: LINK TO DIPPER AND BRACE TO DIPPER (27315) 2029V018	EA		4									144	22	
0 04597	5315-187-9600	PIN: LINK NUT (27315) 2201V124)	EA		4									144	28	
X20 04598		LINK ASSEMBLY: HOE GANTRY, DEAD END (27315) 5T1568F1	EA		1											
0 04599	4730-186-3024	BUSHING: FITTING (27315) 2401V001	EA		1									142	7	
0 04600	4730-050-2208	FITTING LUBRICATION: LINK ASSEMBLY (96906) MS15003-1	EA		1									142	6	
X20 04601		LINK: DEAD END (27315) 6T1568	EA		1									142	5	
X20 04602	3815-352-4799	LOCK PLATE: PULLEY SHAFT (27315) 18T12	EA		2									142	33	
X20 04603		NUT: HOE DIPPER STICK AND HOIST PULLEY BOLT (27315) 20T5703	EA		2									143	5	
X20 04604		NUT: HOE DIPPER STICK, HOIST PULLEY BOLT (27315) 20T4703	EA		1									143	5	
0 04605	5310-763-8921	NUT, PLAIN HEXAGON: HOE BOOM BUMPER BLOCK MTG BOLT (27315) 2045V008	EA		2									141	13	

(1) SMR CODE INDEX NO.	(2) FEDERAL STOCK NUMBER	(3) DESCRIPTION  REFERENCE NO. & MER CODE      USABLE ON CODE	(4) UNIT OF ISSUE	(5) UNIT OF MEAS	(6) QTY INC IN UNIT	(7) 30 DAY DS MAINT ALLOWANCE			(8) 30-DAY GS MAINT ALLOWANCE			(9) 1-YR ALW PER 100 EQUIP CNTGCY	(10) DEPOT MAINT ALW PER 100 EQUIP	(11) ILLUSTRATION	
						(a)	(b)	(c)	(a)	(b)	(c)			(a)	(b)
						1-20	21-50	51-100	1-20	21-50	51-100			FIGURE NO.	ITEM NO/
0 04606	5310-763-4921	NUT, PLAIN HEXAGON: HOE MAST PULLEY BOLT (27315) 2029V008	EA		4									143	13
0 04607	5310-022-0080	NUT, PLAIN HEXAGON: U BOLT (27315) 2022V007	EA		4									182	22
0 04608	5310-763-8920	NUT, PLAIN HEXAGON: U BOLT (27315) 2045V007	EA		4									182	21
0 04609	5310-017-2989	NUT, SLOTTED, HEXAGON: SAIL TO DIPPER LINK BOLT (27315) 2029V018	EA		4									143	32
0 04610	5310-017-2989	NUT, SLOTTED, HEXAGON: BRACE TO DIPPER BOLT (27315) 2029V018	EA		3									143	28
X20 04611		PIN: BACKSTOP TO FRAME (27315) 19F57D6	EA		1									182	13
X20 04612		PIN: BOOM FOOT (27315) 19T3714	EA		2									141	24
X20 04613		PIN: BOOM FOOT ADAPTER (27315) 19T3821	EA		1									141	33
X20 04614		PIN: BOOM FOOT ADAPTER (27315) 19T382	EA		1									141	32
X20 04615	3815-898-4091	PIN, BOOM POINT (27315) 19T3096	EA		1									143	15
0 04616	5315-209-7273	PIN: COTTER BACKSTOP PIN 27315) 2001V086	EA		2									182	12
0 04617	5315-187-3000	PIN, COTTER: BALL TO DIPPER LINK BOLT (27315) 2201V124	EA		2									143	19
0 04618	5315-846-4297	PIN, COTTER: OM FOOT ADAPTER PIN (27315) 2201V120	EA		4									141	30
0 04619	5315-184-6539	PIN, COTTER: BOOM FOOT ADAPTER SHAFT (27315) 2201V160	EA		4									141	31
0 04620	5315-598-6482	PIN, COTTER: BOOM FOOT PIN (27315) 2201V149	EA		2									141	3

(1) SMR CODE INDEX NO.	(2) FEDERAL STOCK NUMBER	(3) DESCRIPTION  REFERENCE NO. & MER CODE      USABLE ON CODE	(4) UNIT OF ISSUE	(5) UNIT OF MEAS	(6) QTY INC IN UNIT	(7) 30 DAY DS MAINT ALLOWANCE			(8) 30-DAY GS MAINT ALLOWANCE			(9) 1-YR ALW PER 100 EQUIP CNTGCY	(10) DEPOT MAINT ALW PER 100 EQUIP	(11) ILLUSTRATION	
						(a)	(b)	(c)	(a)	(b)	(c)			(a)	(b)
						1-20	21-50	51-100	1-20	21-50	51-100			FIGURE NO.	ITEM NO/
O 04621	5315-187-9600	PIN, COTTER: BRACE TO UPPER BOLT (27315) 220V124	EA		3									143	27
O 04622	5315-598-6482	PIN, COTTER: DIPPER STICK PIN (27315) 2201V149	EA		2									143	22
O 04623		PIN: GANTRY PULLEY (27315) 19T3705	EA		2									142	23
X20 04624		PIN: GANTRY PULLEY (27315) 19T3755	EA		1									142	14
O 04625	4730-050-4208	FITTING LUBRICATION (96906) MS15003-1	EA		1									142	6
X20 0626		PIN: HOE BOOM IDLER PULLEY (27315) 19T3697	EA		1									141	17
O 04627	5315-550-5462	PIN, COTTER: HOE BOOM PULLEY (27315) 2201V150	EA		4									142	26
O 04628	5315-558-5467	PIN, COTTER: HOE BROOM PULLEY AND PULLEY GUARD (27315) 2201V150	EA		2									141	5
O 04629	5315-187-1811	PIN, COTTER: HOE IDLER PULLEY PIN	EA		1									141	19
O 04630	5315-200-5462	PIN, COTTER: HOE MAST PULLEY MAST PIN	EA		1									143	12
O 04631	5315-059-0262	PIN COTTER: HOIST PULLEY FRAME (27315) 2201V151	EA		2									143	4
O 04632	5315-598-6482	PIN, COTTER: MAST TO HOE BOOM ROOT ADAPTER PIN (27315) 220LV119	EA		4									142	26
X20 04634		PIN: HOE BOOM PULLEY (27315) 19T3698	EA		2									141	38
X20 04635		PIN: HOE BOOM PULLEY ARM PULLEY GUARD (27315) 19T3698	EA		2									141	20
O 04635	5315-859-5822	PIN: HOE BOOM PULLEY PIN (27315) 2201V033	EA		8									141	3

(1) SMR CODE INDEX NO.	(2) FEDERAL STOCK NUMBER	(3) DESCRIPTION  REFERENCE NO. & MER CODE      USABLE ON CODE	(4) UNIT OF ISSUE	(5) UNIT OF MEAS	(6) QTY INC IN UNIT	(7) 30 DAY DS MAINT ALLOWANCE			(8) 30-DAY GS MAINT ALLOWANCE			(9) 1-YR ALW PER 100 EQUIP CNTGCY	(10) DEPOT MAINT ALW PER 100 EQUIP	(11) ILLUSTRATION	
						(a)	(b)	(c)	(a)	(b)	(c)			(a)	(b)
						1-20	21-50	51-100	1-20	21-50	51-100			FIGURE NO.	ITEM NO/
X20 04636		PIN: MAST TO HOE BOOM ROOT ADAPTER (27315) 19F74D23	EA		2									142	27
O 04637	5315-652-9919	PIN, SHOULDER HEADLESS: DIGGING BAIL PULLEY (27315) 19T3701	EA		1									144	27
X20 04638		PIN: STICK TO DIPPER (27315) 19T37M2	EA		1									143	23
O 04639	5315-273-8049	PIN, STRAIGHT, HEADLESS: ADAPTER TO REVOLVING FRAME, LH (27315) 1972813	EA		1									143	33
O 04641	5315-321-8907	PIN, STRAIGHT, HEADLESS: ADAPTER TO REVOLVING FRAME, RH (27315) 19T2815	EA		1									141	32
O 04642	5315-276-0256	PIN, STRAIGHT HEADLESS: HOE BOOM PULLEY (27315) 19F50D26	EA		1									141	34
X20 04643		PIPE: BACKSTOP (27315) 11-1113	EA		2									182	20
X20 046A4		PIPE: BACKSTOP (27315) 11P111)1	EA		1									182	11
X20 04645		PLATE: PIN LOCK (27315) 18T13	EA		1									143	16
X20 04646		PLATE: PULLEY SHAFT (27315) 18T13	EA		2									142	17
X20 04647		PULLEY ASSEMBLY GANTRY FRAME (27315) 7P214C1F1	EA		2										
P O 04647	3815-993-5815	BEARING: PULLEY (27315) 5T117 (INITIALLY SHOWN AS INDEX No. 04485)	EA		2									142	25
X20 04648		PULLEY, GROOVE (27315) 7P214C1	EA		2									141	18
X20 04649	3815-141-2235	PULLEY: HOE BROOM IDLER (27315) 13P375	EA		2									142	24
X20		ROD END, CONNECTOR (27315) 720B40D5	EA		1									143	33

(1) SMR CODE INDEX NO.	(2) FEDERAL STOCK NUMBER	(3) DESCRIPTION  REFERENCE NO. & MER CODE      USABLE ON CODE	(4) UNIT OF ISSUE	(5) UNIT OF MEAS	(6) QTY INC IN UNIT	(7) 30 DAY DS MAINT ALLOWANCE			(8) 30-DAY GS MAINT ALLOWANCE			(9) 1-YR ALW PER 100 EQUIP CNTGCV	(10) DEPOT MAINT ALW PER 100 EQUIP	(11) ILLUSTRATION	
						(a)	(b)	(c)	(a)	(b)	(c)			(a)	(b)
						1-20	21-50	51-100	1-20	21-50	51-100			FIGURE NO.	ITEM NO/
O 04651	5305-652-3512	SCREW, CAP, HEXAGON: GANTRY PULLEY PIN LOCK PLATE	EA		4									142	15
O 06652	5305-836-1398	SCREW, CAP HEXAGON: LOCK PLATE (27315) 0626V131	EA		2									143	18
O 04653	5305-836-1398	SCREW, CAP, HEXAGON: PULLEY GUARD BRACKET (27315) 0626V131	EA		4									141	9
O 04654	5305-836-1398	SCREW, CAP HEXAGON: PULLEY SHAFT LOCK PLATE (27315) 0626V131	EA		4									142	15
O 0655	5305-018-9315	SCREW, GANTRY: FRAME CABLE GUIDE (27315) 0626V128	EA		4									142	12
O 0656	5310-584-5272	WASHER, LOCK: GANTRY FRAME SCREW (27315) 3615V011	EA		4									142	16
X20 04656		SHAFT: BOOM FOOT ADAPTER AND SHEAVE PIN (27315) 19T3845	EA		2									141	1
X20 04657		SHAFT: MAST PULLEY (27315) 19T186	EA		1									142	22
X20 04659		SHEAVE ASSEMBLY: DIPPER BAIL (27315) 7P1483F1	EA		1										
P O 04660	5815-585-5672	BEARING: SAIL SHEAVE (27315) 52309	EA		1	*	*	*	*	*	*	5	10	144	26
X1 04661		SHEAVE: DIPPER BAIL (27315) TPM83	EA		1									144	1
X20 04662		SHEAVE ASSEMBLY: GANTRY (27315) P307F1	EA		1										
P O 04663	3815-661-9347	BEARING: SHEAVE (27315) 5T17701	EA		1	*	*	*	*	*	*	5	10	142	9
O 04665	4730-186-3024	BUSHING, PIPE: FITTING (96906) MS15003-1	EA		1									142	7
O 04665	4730-050-4208	FITTING LUBRICATION: SHEAVE (95879) 161 1610BL	EA		1									142	6

(1) SMR CODE INDEX NO.	(2) FEDERAL STOCK NUMBER	(3) DESCRIPTION  REFERENCE NO. & MER CODE      USABLE ON CODE	(4) UNIT OF ISSUE	(5) UNIT OF MEAS	(6) QTY INC IN UNIT	(7) 30 DAY DS MAINT ALLOWANCE			(8) 30-DAY GS MAINT ALLOWANCE			(9) 1-YR ALW PER 100 EQUIP CNTGCV	(10) DEPOT MAINT ALW PER 100 EQUIP	(11) ILLUSTRATION	
						(a)	(b)	(c)	(a)	(b)	(c)			(a)	(b)
						1-20	21-50	51-100	1-20	21-50	51-100			FIGURE NO.	ITEM NO/
X1 04666		SHEAVE: GANTRY (27315) 7P307	EA		1									142	8
X20 04667		SHEAVE ASSEMBLY: GANTRY (27315) 7-472F1	EA		1										
P O 0466B	3815-860-0157	BEARING: PULLEY (27315) 5T2329	EA		1	*	*	*	*	*	*	5	10	142	19
X1 04669		SHEAVE: GANTRY (27315) 7P172	EA		1									142	13
X20 04670		SHEAVE ASSEMBLY: HOE BOOM (27315) 7P45951	EA		1									141	2
X20 04671		BEARING: PULLEY (27315) 5T919	EA		1									141	37
X20 04672		SHEAVE ASSEMBLY: HOE ROOM (27315) 7450F1	EA		1										
X20 04673		BEARING: SHEAVE (27315) 5T919	EA		1									141	37
X20 04674		SHEAVE ASSEMBLY: HOE GANTRY (27315) 7P307F2	EA		2										
P O 04675	3815-585-5662	BEARING: SLEEVE (27315) 7P307F2	EA		2	*	*	*	*	*	*	5	10	143	36
O 04676	4730-186-3024	BUSHING PIPE: FITTING (27315) 2401V001	EA		2									143	2
O 04677	4730-050-4208	FITTING LUBRICATION: PULLEY (95870) 1610BL	EA		2									143	1
X1 04678		SHEAVE: GROOVE (27315) 7P307	EA		2									143	3
X20 04679		SHEAVE: ROPE GUIDE  (27315) 7P483F	EA		1										
P O 04680	3815-585-5662	BEARING: SLEEVE (27315) 5T2309	EA		1	*	*	*	*	*	*	5	10	141	22

(1) SMR CODE INDEX NO.	(2) FEDERAL STOCK NUMBER	(3) DESCRIPTION  REFERENCE NO. & MER CODE      USABLE ON CODE	(4) UNIT OF ISSUE	(5) UNIT OF MEAS	(6) QTY INC IN UNIT	(7) 30 DAY DS MAINT ALLOWANCE			(8) 30-DAY GS MAINT ALLOWANCE			(9) 1-YR ALW PER 100 EQUIP CNTGCV	(10) DEPOT MAINT ALW PER 100 EQUIP	(11) ILLUSTRATION	
						(a)	(b)	(c)	(a)	(b)	(c)			(a)	(b)
						1-20	21-50	51-100	1-20	21-50	51-100			FIGURE NO.	ITEM NO/
X1 06681		SHEAVE: GUIDE (27315) 7P483	EA		1									141	21
X20 04682		SOCKET ASSEMBLY: HOE DIPPER STICK PULLEY BLOCK (27315) 908P39-6	EA		1										
X20 04683		NUT: SOCKET PIN (27315) 20T76	EA		1										
O	5315-234-1674	PIN, COTTER: SOCKET PIN (27315) 2201V110	EA		1										
X20 04685		PIN: SOCKET (27315) 19T66	EA		1										
X20 04686		SOCKET: WIRE ROPE (27315) 8P70	EA		1										
X20 04687	4030-374-0680	WEDGE: WIRE ROPE SOCKET (27315) 8T90	EA		1										
X20 04688		SOCKET ASSEMBLY: WIRE ROPE (27315) L908P39-3	EA		1										
O 04689	5315-234-1672	PIN, COTTER: SOCKET ASSEMBLY (27315) 2201V102	EA		2									142	26
O 04690	5315-664-2338	PIN, STRAIGHT, HEADLESS: SOCKET ASSEMBLY (27315) 19F63DII	EA		1									142	32
X20 04691	4030-171-5773	SOCKET: WIRE ROPE (27315) 8190	EA		1									142	31
X20 04692	4030-126-4316	WEDGE: WIRE ROPE SOCKET (27315) 8T8C1	EA		1									142	30
X20 04693		SOCKET ASSEMBLY: WIRE ROPE (27315) L908P39-5	EA		1										
O 04694	5315-187-9588	PIN, COTTER: SOCKET ASSEMBLY (27315) 2201V103	EA		2									141	5
O 04695		PIN: SOCKET ASSEMBLY (27315) 19F6658	EA		1									141	4



(1) SMR CODE INDEX NO.	(2) FEDERAL STOCK NUMBER	(3) DESCRIPTION  REFERENCE NO. & MER CODE      USABLE ON CODE	(4) UNIT OF ISSUE	(5) UNIT OF MEAS	(6) QTY INC IN UNIT	(7) 30 DAY DS MAINT ALLOWANCE			(8) 30-DAY GS MAINT ALLOWANCE			(9) 1-YR ALW PER 100 EQUIP CNTGCV	(10) DEPOT MAINT ALW PER 100 EQUIP	(11) ILLUSTRATION	
						(a)	(b)	(c)	(a)	(b)	(c)			(a)	(b)
						1-20	21-50	51-100	1-20	21-50	51-100			FIGURE NO.	ITEM NO/
X20 04696	4030-125-2807	SOCKET: WIRE ROPE (27315) 8P239	EA		1									141	7
X20 04097	4030-125-2999	WEDGE WIRE ROPE SOCKET (27315) 8T87	EA		1									141	6
M O 04698		SPACER: PULLEY BLOCK (27315) 1853D312 MANUFACTURE FROM:	EA		1									143	7
P O 04699	4710-162-0984	PIPE, STEEL (9 3/4 IN. REQUIRED)	FT		SEE GRP 9501										
X20 04700		SPRING: BACKSTOP (27315) 17T27	EA		1									182	25
X20 04701		STICK ASSEMBLY: HOE (27315) 11J162F1	EA		1										
P O 04702	3815-288-1081	BEARING: STICK ASSEMBLY (27315) 5T11776 (INITIALLY SHOWN AS INDEX No. 04537)	EA		6									143	21
P O 04703	3815-288-2776	BEARING: STICK ASSEMBLY (27315) 5T1986 (INITIALLY SHOWN AS INDEX No. 04580)	EA		2									143	10
X1 04704		DIPPER STICK: HOE (27315) 11J1162	EA		1									143	9
O 04705	5310-017-2762	WASHER: BRACE TO DIPPER BOLT	EA		5									143	25
O 04706	5310-017-2762	WASHER, FLAT: SAIL TO DIPPER LINK BOLT (27315) 3612V009	EA		8									143	31
O 04707	5310-017-2762	WASHER, FLAT: PULLEY SHAFT SCREW (27315) 3612V009	EA		4									144	10
X20 04708		WASHER: HOIST PULLEY FRAME TO STICK BOLT AND PULLEY BOLT (27315) 18T5339	EA		3									143	6
O 4709	5310-010-3326	WASHER LOCK: BOOM POINT CONNECTOR (27315) 3615V015	EA		1									143	34

(1) SMR CODE INDEX NO.	(2) FEDERAL STOCK NUMBER	(3) DESCRIPTION  REFERENCE NO. & MER CODE      USABLE ON CODE	(4) UNIT OF ISSUE	(5) UNIT OF MEAS	(6) QTY INC IN UNIT	(7) 30 DAY DS MAINT ALLOWANCE			(8) 30-DAY GS MAINT ALLOWANCE			(9) 1-YR ALW PER 100 EQUIP CNTGCV	(10) DEPOT MAINT ALW PER 100 EQUIP	(11) ILLUSTRATION	
						(a)	(b)	(c)	(a)	(b)	(c)			(a)	(b)
						1-20	21-50	51-100	1-20	21-50	51-100			FIGURE NO.	ITEM NO/
O 04710	5310-010-3325	WASHER, LOCK: GANTRY PULLEY PIN LOCK PLATE SCREW (27315) 3615V013	EA		4									142	16
O 04711	5310-010-3326	WASHER, LOCK: LOCK PLATE SCREW (27315) 3615V015	EA		2									143	17
O 04712	5310-010-3326	WASHER, LOCK: PULLEY GUARD BRACKET SCREW (27315) 3615V015	EA		6									141	10
O 04713	5310-010-3326	WASHER, LOCK: PULLEY SHAFT LOCK PLATE SCREW (27315) 3615V015	EA		4									142	16
O 04714	5310-012-1574	WASHER: MTG BOLT (27315) 3615V015	EA		2									141	10
O 04715	5310-909-2902	WASHER: SPRING (27315) 3612V010	EA		1									182	24
04716		7413 - PILE DRIVE ATTACHMENT													
X20 04717	3815-678-1734	ADAPTER: PILE DRIVE LEAD	EA		1										
X20 04718		ADAPTER ASSEMBLY: LEAD (27315) 16N48F1	EA		1									145	12
X1 04719		ADAPTER: PILE DRIVER LEAD (27315) 16N481 (USED ON ADAPTER ASSEMBLY, STOCK No. (27315) 16N481F1 ONLY)	EA		1										
X1 04720		ADAPTER: PILE DRIVER LEAD (27315) 16NJ42 (USED ON ADAPTER ASSEMBLY, STOCK No. (27315) 16N482F1 ONLY)	EA		1										
O 04721	5306-859-7819	BOLT MACHINE: ADAPTER ASSEMBLY (27315) 069V211	EA		12									145	18
O 04722	5310-763-8921	NUT, PLAIN HEXAGON: ADAPTER ASSEMBLY BOLT (27315) 2045V008	EA		12									145	16

(1) SMR CODE INDEX NO.	(2) FEDERAL STOCK NUMBER	(3) DESCRIPTION  REFERENCE NO. & MER CODE      USABLE ON CODE	(4) UNIT OF ISSUE	(5) UNIT OF MEAS	(6) QTY INC IN UNIT	(7) 30 DAY DS MAINT ALLOWANCE			(8) 30-DAY GS MAINT ALLOWANCE			(9) 1-YR ALW PER 100 EQUIP CNTGCV	(10) DEPOT MAINT ALW PER 100 EQUIP	(11) ILLUSTRATION	
						(a)	(b)	(c)	(a)	(b)	(c)			(a)	(b)
						1-20	21-50	51-100	1-20	21-50	51-100			FIGURE NO.	ITEM NO/
O 04723	5310-010-3326	WASHER LOCK: ADAPTER ASSEMBLY BOLT (27315) 3615V015	EA		12									145	17
X20 04724		ADAPTER ASSEMBLY: LEAD (27315) 16N481F1 (SAME AS ADAPTER ASSEMBLY, STOCK No. (27315) 16N48F1 EXCEPT WHERE INDIVIDUAL COMPONENTS ARE ANNOTATED	EA		1									145	14
X20 4725		ADAPTER: PILE DRIVER CATWALKS LH (27315) 181452	EA		1									145	2
X20 04726		ADAPTER: PILE DRIVER CATWALK, RM (27315) 181451	EA		1									145	1
O 04727	5306-227-0620	BOLT MACHINE: COLLAR (27315) 0609249	EA		2									145	5
X20 04728		COLLAR: BOOM SHAFT (27315) 18T3783	EA		2									145	6
X20 04729		NUT: COLLAR BOLT (27315) 2045)009	EA		2									145	8
O 04730	5310-685-1429	NUT: PILE DRIVER ADAPTER SCREW (27315) 204005	EA		4									145	4
X20 04731		PIN: CATWALK ADAPTERS (27315) 219T19	EA		1									145	10
O 04732	5315-059-0238	PIN, COTTER: CATWALK ADAPTER PIN (27315) 220V122	EA		2									145	11
O 04733	5305-018-0177	SCREW: PILE DRIVER ADAPTER	EA		4									145	13
x20 04734		SPACER: BOOM PIN (27315) 18T6326	EA		2									145	9
O 4735	5310-017-2762	WASHER, FLAT: ADAPTER (27315) 2612V019	EA		2									145	15
O 0736	5310-013-1047	WASHER, LOCK: COLLAR BOLT (27315) 2615V016	EA		2									145	7

(1) SMR CODE INDEX NO.	(2) FEDERAL STOCK NUMBER	(3) DESCRIPTION  REFERENCE NO. & MER CODE      USABLE ON CODE	(4) UNIT OF ISSUE	(5) UNIT OF MEAS	(6) QTY INC IN UNIT	(7) 30 DAY DS MAINT ALLOWANCE			(8) 30-DAY GS MAINT ALLOWANCE			(9) 1-YR ALW PER 100 EQUIP CNTGCY	(10) DEPOT MAINT ALW PER 100 FOUIP	(11) ILLUSTRATION	
						(a)	(b)	(c)	(a)	(b)	(c)			(a)	(b)
						1-20	21-50	51-100	1-20	21-50	51-100			FIGURE NO.	ITEM NO/
O 04737	5310-584-5272	WASHER, LOCK: PILE DRIVER ADAPTER SCREW (27315) 3615V011	EA		4									145	3
04738		7414 -BASE DECK													
O 04739	4730-214-2091	BOLT, FLUID PASSAGE (27315) 20T3735	EA		24									147	9
H 04740	5306-637-9809	BOLT MACHINE: TURNTABLE MTG (27315) 0622V075	EA		8									147	12
X2F 04741		BOX: COUNTERWEIGHT 04741 (27315) 22J)418	EA		1										
O 04742	4730-050-3024	BUSHING, PIPE: ROLLER FITTING (27315) 2401V001	EA		24									147	10
O 04743	4730-186-4208	FITTING LUBRICATION: ROLLER (96906) MS15003-1	EA		24									147	11
X2H 04745		FRAME ASSEMBLY (27315) L655-1-13	EA		1										
O 04745	4730-186-3024	BUSHING: MACHINERY FRAME TUBE FITTING (27315) 2401V001	EA		3									146	37
X2H 04746		CAP: BEARING, REPLACEMENT (27315) 25T768	EA		1									146	1
P H 04747	3130-971-4538	CAP: BEARING, REPLACEMENT (27315) 25T771	EA		1				*	*	*	5	10	146	40
X2H 04748		CAP: BEARING, REPLACEMENT (27315) 251769	EA		1									146	3
X2H 04749		CAP: BEARING, REPLACEMENT (27315) 25T1770	EA		1									146	23
X20 04750		COVER ASSEMBLY CENTER BEARING (27315) 14N6343F1	EA		1									SEE GRP 7420	
X20 04751		COVER: CENTER BEARING (27315) 14N6413	EA		1									SEE GRP 7420	

(1) SMR CODE INDEX NO.	(2) FEDERAL STOCK NUMBER	(3) DESCRIPTION  REFERENCE NO. & MER CODE      USABLE ON CODE	(4) UNIT OF ISSUE	(5) UNIT OF MEAS	(6) QTY INC IN UNIT	(7) 30 DAY DS MAINT ALLOWANCE			(8) 30-DAY GS MAINT ALLOWANCE			(9) 1-YR ALW PER 100 EQUIP CNTGCV	(10) DEPOT MAINT ALW PER 100 EQUIP	(11) ILLUSTRATION		
						(a)	(b)	(c)	(a)	(b)	(c)			(a)	(b)	
						1-20	21-50	51-100	1-20	21-50	51-100			FIGURE NO.	ITEM NO/	
X20 04752		COVER: CENTER BEARING ACCESS (27315) 14T446	EA		1	SEE GRP 7420										
X20 04753	2520-272-7965	BREATHER: TRANSMISSION (00736) A14132	EA		1	SEE GRP 7420										
X20 04754	5330-585-5634	FELT: ACCESS COVER (27315) 13-14T446	EA		1	SEE GRP 7420										
O 04755	4730-050-4208	FITTING LUBRICATION: MACHINERY FRAME (96906) MS15003-1	EA		3									146		36
X2H 04756		FRAME ASSEMBLY: REVOLVING (27315) 22J557F1	EA		1											
P H 04757	2530-425-8149	BEARING, SLEEVE (27315) 5T1232	EA		2				*	*	2	8	20	146		35
P H 04758	3120-739-4906	BEARING, SLEEVE (27315) 5T1911	EA		1				*	*	*	5	10	146		20
P H 04759	3810-288-0937	BEARING, SLEEVE (27315) 5T1809	EA		3				*	2	2	12	30	146		2
P H 04760	3810-288-0943	BEARING, SLEEVE (27315) 5T1958	EA		2				*	*	2	8	20	146		27
P H 04761	3810-288-2056	BEARING, SLEEVE (27315) 5T1910	EA		1				*	*	*	5	10	146		31
P H 04762	3810-425-8131	BEARING, SLEEVE (27315) 5H340 (INITIALLY SHOWN AS INDEX No. 04167)	EA		3									146		29
P H 04763	3810-425-8177	BEARING, SLEEVE (27315) 5T1567	EA		1				*	*	*	5	10	146		25
P H 04764	3810-966-1976	BEARING, SLEEVE (27315) 5T2374	EA		2				*	*	2	8	20	146		28
P H 04765	3810-966-1989	BEARING, SLEEVE (27315) 5T2373	EA		2				*	*	2	8	20	146		30
P H 04766	3815-288-2776	BEARING, SLEEVE (27315) ST1986 (INITIALLY SHOWN AS INDEX No. 0458)	EA		1									146		32

(1) SMR CODE INDEX NO.	(2) FEDERAL STOCK NUMBER	(3) DESCRIPTION  REFERENCE NO. & MER CODE      USABLE ON CODE	(4) UNIT OF ISSUE	(5) UNIT OF MEAS	(6) QTY INC IN UNIT	(7) 30 DAY DS MAINT ALLOWANCE			(8) 30-DAY GS MAINT ALLOWANCE			(9) 1-YR ALW PER 100 EQUIP CNTGCY	(10) DEPOT MAINT ALW PER 100 EQUIP	(11) ILLUSTRATION	
						(a)	(b)	(c)	(a)	(b)	(c)			(a)	(b)
						1-20	21-50	51-100	1-20	21-50	51-100			FIGURE NO.	ITEM NO/
x2H 0767		BOLT: BEARING CAP (27315) 20H1581018	EA		4									146	4
X2H 04768		BOLT: FRAME (27315) 20T6185	EA		6									146	19
X2H 04769		BOLT: MACHINE (27315) 20H1584D19	EA		3									146	2
X2H 04770		BOLT: MACHINE (27315) 20H1158419	EA		7									146	22
X1 01771		FRAME: MACHINERY (27315) 22J557	EA		1									146	26
X20 04772	3810-066-1184	GASKET: FRONT CENTER BEARING SUPPORT (27315) 20P543D1	EA		1	SEE GRP 7420									
X0 04773	3810-066-1190	GASKET: REAR CENTER BEARING SUPPORT (27315) 201202	EA		1	SEE GRP 7420									
	5310-762-6242	NUT: MACHINERY FRAME (27315) 2015V008	EA		4	SEE :GRP 7420									
H 04775	5310-762-6242	NUT PLAIN, HEXAGON: SEARING CAP BOLT (27315) 2029V011	EA		8									146	33
	5310-762-6242	NUT, PLAIN, HEXAGON: BEARING CAP BOLT (27315) 2004V011	EA		8									146	6
H 04777	5310-763-8805	NUT, PLAIN, HEXAGON: FRAME BOLT (27115) 2045V007	EA		6									146	17
H 04778	5315-187-9567	PIN, COTTER: BEARING CAP BOLT (27315) 2201V07	EA		8									146	34
H 04779	5315-368-0410	PIN, STRAIGHT, HEADLESS: MACHINERY FRAME (27315) MS123	EA		4									146	21
O 04780	5305-268-6500	SCREW: MACHINERY FRAME (27315) 00609V207	EA		4	SEE :GRP 7420									
P H 04781	5330-641-2755	SEAL, PLAIN ENCASED: MACHINERY FRAME (27315) 18F681D212	EA		1				*	*	*	5	100	146	38

(1) SMR CODE INDEX NO.	(2) FEDERAL STOCK NUMBER	(3) DESCRIPTION  REFERENCE NO. & MER CODE      USABLE ON CODE	(4) UNIT OF ISSUE	(5) UNIT OF MEAS	(6) QTY INC IN UNIT	(7) 30 DAY DS MAINT ALLOWANCE			(8) 30-DAY GS MAINT ALLOWANCE			(9) 1-YR ALW PER 100 EQUIP CNTGCY	(10) DEPOT MAINT ALW PER 100 EQUIP	(11) ILLUSTRATION	
						(a)	(b)	(c)	(a)	(b)	(c)			(a)	(b)
						1-20	21-50	51-100	1-20	21-50	51-100			FIGURE NO.	ITEM NO/
P H 04782	5330-285-9476	SEAL, PLAIN HEXAGON: MACHINERY FRAME (27315) 11693	EA		1				*	*	*	5	100	146	16
X1 04783		SEGMENT: ROLLER GUIDE (27315) 18-717	EA		2										
X1 04784		SEGMENT: ROLLER TRACK (27315) 18-1486	EA		2										
O 04785	5305-253-1435	WASHER, LOCK: COVER (27315) 20H1687D10	EA		6	SEE GRP 7420									
H 04786	5310-012-0731	WASHER, LOCK: BEARING CAP BOLT (27315) 3615V018	EA		8									146	5
H 04787	5310-010-3325	WASHER, LOCK FRAME BOLT (27315) 3615V013	EA		6									146	18
F 04788	5310-763-8905	NUT, PLAIN, HEXAGON: PLATFORM MTG (27315) 20)5V007	EA		4										
O 04789	5310-762-6213	NUT, PLAIN HEXAGON: ROLLER BOLT (27315) 2020V0011	EA		24									147	4
H 04790	5310-763-8820	NUT, PLAIN, HEXAGON: ROLLER CIRCLE BOLT (27315) 2061V007	EA		16									147	2
X2F 04791		PLATE: COUNTERWEIGHT BOX COVER (27315) 14N419	EA		1										
X2F 04792		ROLLER ASSEMBLY HOOK, LN FRONT (27315) 100N463-6	EA		1										
X2F 04793		BOLT: HOOK ROLLER ASSEMBLY (27315) 0609V245	EA		2									148	31
X2F 04794		BOLT: HOOK ROLLER ASSEMBLY (27315) 200867	EA		4									148	28
X2F 04795		BRACKET: HOOK ROLLER, LH FRONT (27315) 16N518D2 (USED ON ROLLER ASSEMBLY, STOCK No. (27315) 100N463-6 ONLY)	EA		1									148	9

(1) SMR CODE INDEX NO.	(2) FEDERAL STOCK NUMBER	(3) DESCRIPTION  REFERENCE NO. & MER CODE      USABLE ON CODE	(4) UNIT OF ISSUE	(5) UNIT OF MEAS	(6) QTY INC IN UNIT	(7) 30 DAY DS MAINT ALLOWANCE			(8) 30-DAY GS MAINT ALLOWANCE			(9) 1-YR ALW PER 100 EQUIP CNTGCY	(10) DEPOT MAINT ALW PER 100 FOUIP	(11) ILLUSTRATION	
						(a)	(b)	(c)	(a)	(b)	(c)			(a)	(b)
						1-20	21-50	51-100	1-20	21-50	51-100			FIGURE NO.	ITEM NO/
X2F 04796		BRACKET: RH FRONT HOOK ROLLER (27315) 16N51801 (USED ON ROLLER ASSEMBLY, STOCK No. (27315) 100N463-5 ONLY)	EA		1									148	9
O 04797	4730-186-3024	BUSHING, PIPE: HOOK ROLLER SHAFT FITTING (27315) 2401V001	EA		2									148	15
O 04798	4730-050-4208	FITTING LUBRICATION: HOOK ROLLER SHAFT (96906) MS15003-1	EA		2									148	14
F 04799	5310-814-8935	NUT, PLAIN, HEXAGON: HOOK ASSEMBLY, BOLT (27315) 2049V012	EA		4									148	6
F 04800	5310-022-0087	NUT, PLAIN, HEXAGON: HOOK ROLLER BOLT (27315) 25V009	EA		6									148	7
X20 04801		PLATE: KEEPER (27315) 18T3368	EA		2									148	11
X20 04802	3810-425-7939	RETAINER: HOOK ROLLER SHAFT (27315) 18T3253	EA		2									148	1
X20 08803	3810-496-1676	ROLLER ASSEMBLY (27315) 13T216C1F1	EA		2										
P F 04804	3810-425-8191	BEARING: ROLLER BRACKET (27315) 5T1596	EA		2	*	2	2	*	2	2	12	20	148	3
X1 04805		ROLLER: BRACKET (27315) 13T2 161	EA		2									148	2
O 04806	5305-042-8769	SCREW, CAP, HEXAGON: KEEPER PLATE (27315) 0626V132	EA		4									148	13
X2F 08807		SCREW: HOOK ROLLER BRACKET (27315) 0609V262	EA		2									148	30
X20 04808	3810-321-4905	SHAFT: HOOK ROLLER (27315) 19P73C1	EA		2									148	10
O 08809	5310-275-6595	WASHER, FLAT: HOOK ROLLER SHAFT (27315) 18T3255	EA		2										



(1) SMR CODE INDEX NO.	(2) FEDERAL STOCK NUMBER	(3) DESCRIPTION  REFERENCE NO. & MER CODE      USABLE ON CODE	(4) UNIT OF ISSUE	(5) UNIT OF MEAS	(6) QTY INC IN UNIT	(7) 30 DAY DS MAINT ALLOWANCE			(8) 30-DAY GS MAINT ALLOWANCE			(9) 1-YR ALW PER 100 EQUIP CNTGCV	(10) DEPOT MAINT ALW PER 100 EQUIP	(11) ILLUSTRATION	
						(a)	(b)	(c)	(a)	(b)	(c)			(a)	(b)
						1-20	21-50	51-100	1-20	21-50	51-100			FIGURE NO.	ITEM NO/
X2F 04810	5310-596-9444	WASHER, LOCK: HOOK ROLLER ASSEMBLY BOLT (27315) 3615V019	EA		4									148	5
F 04811	5310-013-1047	WASHER, LOCK: HOOK ROLLER BOLT (27315) 3615V016	EA		6									148	8
O 04812	5310-010-3326	WASHER, LOCK: KEEPER PLATE SCREW (27315) 3615V015	EA		4									148	12
X2F 04813		ROLLER ASSEMBLY: HOOK, RH FRONT (27315) 100N463-5 (SAME AS ROLLER ASSEMBLY, STOCK No. (27315) 100N36-6 EXCEPT WHERE INDIVIDUAL COMPONENTS ARE ANNOTATED)	EA		1										
X2F 04814		ROLLER ASSEMBLY: REAR HOOK (27315) 100N464-3	EA		2										
X2F 04815		ARM: HOOK ROLLER (27315) 16N326	EA		2									148	27
X2F 04816		BOLT: HOOK ROLLER (27315) 20H1583D24	EA		4									148	25
X2F 04817		BOLT: HOOK ROLLER ASSEMBLY (27315) 0609V301	EA		4									148	24
X2F 04818		BOLT: HOOK ROLLER ASSEMBLY (27315) 20T5867	EA		4									148	28
X2F 04819		BRACKET: HOOK ROLLER (27315) 16N517	EA		2									148	26
O 04820	4730-186-3024	BUSHING, PIPE: BRACKET PIN FITTING (27315) 2401V001	EA		4									148	15
O 04821	4730-050-4208	FITTING LUBRICATION: BRACKET PIN (96906) MS15003-1	EA		4									148	14
X20 04822	3815-352-4799	LOCK PLATE: HOOK ROLLER (27315) 18T12	EA		4									148	18
F 04823	5310-762-6248	NUT, PLAIN, HEXAGON HOOK ROLLER SCREW (27315) 2045V010	EA		8									148	22

(1) SMR CODE INDEX NO.	(2) FEDERAL STOCK NUMBER	(3) DESCRIPTION  REFERENCE NO. & MER CODE      USABLE ON CODE	(4) UNIT OF ISSUE	(5) UNIT OF MEAS	(6) QTY INC IN UNIT	(7) 30 DAY DS MAINT ALLOWANCE			(8) 30-DAY GS MAINT ALLOWANCE			(9) 1-YR ALW PER 100 EQUIP CNTGCV	(10) DEPOT MAINT ALW PER 100 EQUIP	(11) ILLUSTRATION	
						(a)	(b)	(c)	(a)	(b)	(c)			(a)	(b)
						1-20	21-50	51-100	1-20	21-50	51-100			FIGURE NO.	ITEM NO/
F 04824	5310-814-8935	NUT, PLAIN, HEXAGON: HOOK ROLLER SCREW (27315) 2049V012	EA		4									148	6
F 04825	5310-559-9103	NUT, SLOTTED, HEXAGON: HOOK ROLLER (27315) 2029V010	EA		4									148	21
F 04826	5313-187-9567	PIN, COTTER: HOOK ROLLER BOLT (27315) 2201V072	EA		4									148	20
X20 04827	3810-164-9075	PIN: HOOK ROLLER (27315) 19T2183	EA		4									148	19
F 04828	5315-162-8027	PIN: HOOK ROLLER (27315) 19P71C1	EA		2									148	29
X2F 04829		PLATE: KEEPER (27315) 18T3368	EA		2									148	11
X20 04830	3810-425-7939	RETAINER: HOOK ROLLER SHAFT (27315) 18T3253	EA		4									148	1
X20 04831	3810-496-1676	ROLLER ASSEMBLY (27315) 13T216C1F1	EA		4										
P F 04832	3810-425-8191	BEARING: ROLLER (27315) 5T1596 (INITIALLY SHOWN AS INDEX No. 04804)	EA		4									148	3
X1 04833		ROLLER: BRACKET (27315) 13T216C1	EA		4									148	2
F 04834	5305-042-8769	SCREW, CAP, HEXAGON: HOOK ROLLER ASSEMBLY (27315) 062V132	EA		4									148	13
O 04835	5305-285-5178	SCREW, CAP, HEXAGON: HOOK ROLLER ASSEMBLY	EA		8									148	16
O 04836	5310-010-3325	WASHER, LOCK: HOOK ROLLER SCREW (27315) 3615V013	EA		8									148	17
F 04837	5310-010-3326	WASHER, LOCK: HOOK ROLLER SCREW (27315) 3615V015	EA		4									148	12

(1) SMR CODE INDEX NO.	(2) FEDERAL STOCK NUMBER	(3) DESCRIPTION  REFERENCE NO. & MER CODE      USABLE ON CODE	(4) UNIT OF ISSUE	(5) UNIT OF MEAS	(6) QTY INC IN UNIT	(7) 30 DAY DS MAINT ALLOWANCE			(8) 30-DAY GS MAINT ALLOWANCE			(9) 1-YR ALW PER 100 EQUIP CNTGCV	(10) DEPOT MAINT ALW PER 100 EQUIP	(11) ILLUSTRATION	
						(a)	(b)	(c)	(a)	(b)	(c)			(a)	(b)
						1-20	21-50	51-100	1-20	21-50	51-100			FIGURE NO.	ITEM NO/
F 04838	5310-596-9442	WASHER, LOCK: HOOK ROLLER SCREW (27315) 3615V017	EA		4									148	23
F 04839	5310-596-9444	WASHER, LOCK: HOOK ROLLER SCREW (27315) 3615V019	EA		4									148	5
X20 04840	3810-392-5022	ROLLER: TURNTABLE (27315) 13T213C1	EA		24									147	6
F	5305-042-8217	SCREW, CAP, HEXAGON: PLATFORM MTG	EA		4										
H 04842	5305-042-8217	SCREW, CAP, HEXAGON: TURNTABLE MTG (27315) 0626V113	EA		8									147	13
X2H 04843		SEGMENT: TURNTABLE ROLLER, INNER (27315) 11-774	EA		2									147	7
X2H 04844		SEGMENT: TURNTABLE ROLLER, OUTER (27315) 11-75	EA		2									147	1
X20 04845	3810-425-7929	SHAFT: SEGMENT ROLLER (27315) 18T3207	EA		24									147	8
F 04846	5310-010-3325	WASHER, LOCK: PLATFORM MTG (27315) 3615V013	EA		4										
H 04847	5310-010-3325	WASHER, LOCK: ROLLER CIRCLE BOLT (27315) 3615V113	EA		16									147	3
X20 04848		WASHER: ROLLER BOLT (27315) 18H41460M1	EA		24									147	5
04889		7416 - SHAFTS													
P H 04850	3110-156-1466	BEARING: HOIST DRUM SHAFT (27315) 25Z4943	EA		1				*	*	*	5	10	155	5
P H 04851	3110-566-1015	BEARING: MAIN SHAFT (52676) 22220C	EA		1				*	*	*	5	10	154	18
P H 04852	3110-144-8568	BEARING: PLANETARY SPIDER (52676) 6314	EA		1				*	*	*	5	10	155	7

(1) SMR CODE INDEX NO.	(2) FEDERAL STOCK NUMBER	(3) DESCRIPTION  REFERENCE NO. & MER CODE      USABLE ON CODE	(4) UNIT OF ISSUE	(5) UNIT OF MEAS	(6) QTY INC IN UNIT	(7) 30 DAY DS MAINT ALLOWANCE			(8) 30-DAY GS MAINT ALLOWANCE			(9) 1-YR ALW PER 100 EQUIP CNTGCV	(10) DEPOT MAINT ALW PER 100 EQUIP	(11) ILLUSTRATION	
						(a)	(b)	(c)	(a)	(b)	(c)			(a)	(b)
						1-20	21-50	51-100	1-20	21-50	51-100			FIGURE NO.	ITEM NO/
P F 04853	3810-288-1885	BEARING: SLEEVE (27315) 5T17 (INITIALLY SHOWN AS INDEX No. 02752)	EA		2									159	14
O 04854	5306-214-2095	BOLT: BRAKE SHOE ADJUSTING (27315) 20T4307	EA		2									159	36
X20 04855		BOLT: DIPPER TRIP (27315) 0626V109	EA		5									172	20
O 04856	5306-425-8047	BOLT, EYE: CLUTCH SCREW ADJUSTING SPRING (27315) 20T3791	EA		6									159	44
O 04857	5306-174-4678	BOLT, EYE: DIPPER TRIP SPRING ANCHOR (27315) 20T1525	EA		1										
O 04858	5306-680-6004	BOLT: HOIST GEAR GUARD CLIP MTG (27315) 0609V029	EA		1									162	4
X20		BOLT: LAGGING (27315) 0609V247	EA		4										
	5306-299-2366	BOLT, MACHINE: GUARD SUPPORT (27315) 0609V054	EA		2									163	8
2H		BOLT: SHAFT END CAP (27315) 0609V120	EA		6									155	1
O	5306-229-3125	BOLT SHOULDER: HOIST DRUM SHAFT CLUTCH ADJUSTER (27315) 19T2564	EA		2									159	2
O	5308-983-3126	BOLT, SHOULDER: HOIST DRUM SHAFT CLUTCH LEVER (27315) 19T2565	EA		2									159	1
O 04864	5306-299-2347	BOLT: SHOVEL SPROCKET HOIST DRUM (27315) 0626V159	EA		4									160	13
X20 04865	3815-983-6547	BRACKET: CLUTCH SHOE (27315) 16T758	EA		2									159	41
X20 04866		BRACKET: CLUTCH SHOE (27315) 16T9	EA		4									159	49
X20 04867		BRACKET: DIPPER TRIP (27315) 16N95F1	EA		1										

(1) SMR CODE INDEX NO.	(2) FEDERAL STOCK NUMBER	(3) DESCRIPTION  REFERENCE NO. & MER CODE      USABLE ON CODE	(4) UNIT OF ISSUE	(5) UNIT OF MEAS	(6) QTY INC IN UNIT	(7) 30 DAY DS MAINT ALLOWANCE			(8) 30-DAY GS MAINT ALLOWANCE			(9) 1-YR ALW PER 100 EQUIP CNTGCY	(10) DEPOT MAINT ALW PER 100 EQUIP	(11) ILLUSTRATION	
						(a)	(b)	(c)	(a)	(b)	(c)			(a)	(b)
						1-20	21-50	51-100	1-20	21-50	51-100			FIGURE NO.	ITEM NO/
P O 04868	2530-425-8154	BEARING, SLEEVE (27315) 5T1286	EA		2	*	*	2	*	*	2	8	20	171	33
X1 04869		BRACKET: DIPPER TRIP (27315) 16N295	EA		1									171	9
X20 04871		BRACKET: DIPPER TRIP HINGED (27315) 16T675	EA		1									171	10
X20 04871	3810-066-1189	BRACKET: DIPPER TRIP SHEAVE (27315) 16N691	EA		1									171	21
X20 04872		BRACKET: LEVER ARM MTG (27315) 16P774	EA		1									171	30
X2H 04873	3810-893-9179	BRACKET: PLANETARY (27315) 16P744C1	EA		2									160	16
X20		BRACKET: SPRING (27315) 16T650	EA		1										
P O 04875	3810-640-3841	BRAKE BAND ASSEMBLY: HOIST AND DIGGING (27315) L655-42-8 (INCLUDES COMPONENTS or KIT, STOCK No. (27315) 1015T5-6)	EA		3	2	*	*	2	*	*	6	9	157	10
X1 04876		BRAKE: SAND (27315) 15N481	EA		3										
X2F OW877	3810-425-8195	BUSHING: BRAKE BAND (27315) 5T1619	EA		3									157	22
0 04878	5310-763-8921	NUT, PLAIN, HEXAGON: BRAKE SAND BOLT (27315) 2004V008	EA		12									157	2
0 04879	5307-619-6451	STUD: BRAKE BAND (27315) 20T6427	EA		6									157	7
0 01880	5310-010-3326	WASHER, LOCK: BRAKE BAND BOLT (27315) 3615V015	EA		12									157	3
P F 04841	3810-726-8195	BRAKE LINING KIT: HOIST AND DIGGING BRAKE (27315) 105T5-6	EA		3	*	2	2	*	2	2	18	30		

(1) SMR CODE INDEX NO.	(2) FEDERAL STOCK NUMBER	(3) DESCRIPTION  REFERENCE NO. & MER. CODE      USABLE ON CODE	(4) UNIT OF ISSUE	(5) UNIT OF MEAS	(6) QTY INC IN UNIT	(7) 30 DAY DS MAINT ALLOWANCE			(8) 30-DAY GS MAINT ALLOWANCE			(9) 1-YR ALW PER 100 EQUIP CNTGCV	(10) DEPOT MAINT ALW PER 100 EQUIP	(11) ILLUSTRATION	
						(a)	(b)	(c)	(a)	(b)	(c)			(a)	(b)
						1-20	21-50	51-100	1-20	21-50	51-100			FIGURE NO.	ITEM NO/
X1 04882	3810-293-4734	LINING: FRICTION (27315) 15T930	EA		6									157	27
X1 04883	3810-293-4735	LINING: FRICTION (27315) 15T905	EA		27									157	21
X1 04884	5320-286-8097	RIVET: BRASS TUBULAR (27315) 20H1658D2	EA		192									157	18
X1 04885	5320-205-7322	RIVET: SOLID, BRASS (27315) 20H1658D5	EA		66									157	26
P O 04886	3810-163-8755	BRAKE SHOE: HOIST DRUM (27315) 15T82801 (INCLUDES COMPONENTS or KIT, STOCK No. 3810-808-9433)	EA		2	*	*	*	*	*	*	4	6	158	22
X1 04887		BRAKE SHOE: HOIST DRUM (27315) 15T820	EA		2										
X2H 04888		BREATHER: CAP (27315) 44Z1D37	EA		2									155	2
X2F 04889	3810-679-5916	BUMPER: AUXILIARY CLUTCH DRUM (27315) 16T519	EA		2									159	20
X20 04891	3810-343-0169	BUMPER: DIPPER TRIP STOP SCREW (27315) 32T245	EA		1									171	37
F 04891	4730-186-3024	BUSHING PIPE: FITTING (27315) 2401V001	EA		1									152	3
P O 082	3020-031-8709	LINK: ROLLER CHAIN	EA		2	*	2	2	*	2	2	12	20	149	11
O 04893	4730-186-3024	BUSHING, PIPE: PLANETARY PINION PIN FITTING (27315) 2401V001	EA		2									160	17
X2H 04894		CAP: END SHAFT (27315) 18T4084	EA		1									155	3
X2H 04895	3810-393-3147	CAP: MAIN SHAFT BEARING (27315) 18T3243	EA		1									154	21

(1) SMR CODE INDEX NO.	(2) FEDERAL STOCK NUMBER	(3) DESCRIPTION  REFERENCE NO. & MER CODE      USABLE ON CODE	(4) UNIT OF ISSUE	(5) UNIT OF MEAS	(6) QTY INC IN UNIT	(7) 30 DAY DS MAINT ALLOWANCE			(8) 30-DAY GS MAINT ALLOWANCE			(9) 1-YR ALW PER 100 EQUIP CNTGCV	(10) DEPOT MAINT ALW PER 100 EQUIP	(11) ILLUSTRATION		
						(a)	(b)	(c)	(a)	(b)	(c)			(a)	(b)	
						1-20	21-50	51-100	1-20	21-50	51-100			FIGURE NO.	ITEM NO/	
X20 04896		CASE ASSEMBLY: CHAIN (27315) 14J542F1	EA		1											
O 00897	5306-263-4030	BOLT: CHAIN HOUSING (27315) 0609V054	EA		44									161		12
X20 04898		CAP: BREATHER (27315) 14Z50D2	EA		1									161		4
X20 04899		CASE: CHAIN DRIVE (27315) 14J542	EA		1									161		5
X20 04900	3810-066-1185	GASKET: CHAIN HOUSING (27315) 20P602	EA		1									161		3
O 04901	5310-045-1009	NUT, SELF-LOCKING: CHAIN HOUSING SCREW (27315) 20H1614D4	EA		44									161		7
X20 04902		PLATE: CHAIN HOUSING (27315) 14P1286	EA		1									161		1
O 04903	4730-289-5176	PLUG, PIPE: CHAIN HOUSING (27315) 2423V003	EA		2									161		6
P O 04904	3020-252-7357	CHAIN: ROLLER JACKSHAFT TO POWER TAKE-OFF (27315) 20Z6	EA		1	*	*	*	*	*	*	2	5	149		1
X20 04905	5340-244-3152	CLEVIS, ROD: BOLT TO LEVER ARM (27315) 6Z131D8	EA		2									171		1
X20 04906		CLIP: HOIST GEAR GUARD SUPPORT (27315) 29T1560	EA		2									162		3
X20	5340-371-4134	CLIP, SPRING: DIPPER TRIP HOSE ADAPTER 04907 (63477) FC3052	EA		1											
X70 04948	3810-887-8712	CONDUIT: DIPPER TRIP COMPENSATOR TUBE (27315) 03430002-168	EA		1									172		27
P H 04909	3110-100-9810	CONE AND ROLLER: DIGGING AND PLANETARY LOWERING SPIDER (60038) 82527	EA		4				*	*	2	8	20	154		1
X20 04910	3810-999-5979	COVER ASSEMBLY: HORIZONTAL GEAR (27315) 14N7o6FI	EA		1											

(1) SMR CODE INDEX NO.	(2) FEDERAL STOCK NUMBER	(3) DESCRIPTION  REFERENCE NO. & MER CODE      USABLE ON CODE	(4) UNIT OF ISSUE	(5) UNIT OF MEAS	(6) QTY INC IN UNIT	(7) 30 DAY DS MAINT ALLOWANCE			(8) 30-DAY GS MAINT ALLOWANCE			(9) 1-YR ALW PER 100 EQUIP CNTGCY	(10) DEPOT MAINT ALW PER 100 EQUIP	(11) ILLUSTRATION	
						(a)	(b)	(c)	(a)	(b)	(c)			(a)	(b)
						1-20	21-50	51-100	1-20	21-50	51-100			FIGURE NO.	ITEM NO/
X1 04911		COVER: GEAR (27315) 14N706	EA		1									163	9
X1 04912		CLIP: GEAR COVER (27315) 14T680	EA		4										
X1 04913		HINGE: GEAR COVER (27315) 13-14N76	EA		1										
X20 04914		THUMBSCREW: GEAR COVER ASSEMBLY (27315) 20H1687D9	EA		1									163	12
P H 04915	3110-142-0768	CUP: DIGGING AND PLANETARY LOWERING SPIDER (60038) 82931	EA		4				*	*	2	8	20	154	2
X2F 04916	3950-909-2978	DRUM: BRAKES LH CLUTCH (27315) 13P344D2	EA		1										
X2F 04917	3810-374-0624	DRUM: BRAKE, RH CLUTCH	EA		1									159	30
O 04918	4730-050-4208	FITTING LUBRICATION: DIPPER TRIP BEARING RETAINER (96906) MS15003-1	EA		2									171	34
O 04919	4730-050-4208	FITTING, LUBRICATION: PLANETARY PINION PIN (96906) MS15003-1	EA		2									160	18
O 04920	4730-050-4208	FITTING LUBRICATION: PLANETARY SPIDER BEARING (96906) MS15003-1	EA		4									155	18
F 04921	4730-050-4208	FITTING LUBRICATION: RETAINER (96906) MS15003-1	EA		2									152	2
O 04922	4730-005-4208	FITTING, LUBRICATION: RETAINER (96906) MS15003-1	EA		1										
P O 04923	3810-585-5646	GASKET: CHAIN HOUSING RING (27315) 20T6453	EA		1	*	*	*	*	*	*	5	100	161	10
P H 04924	3810-58556415	GASKET: JACKSHAFT ADAPTER RING (27315) 20T6095	EA		2					*	*	10	200	152	15
P F 04925	3810-264-9647	GEAR ASSEMBLY: PLANETARY PINION (27315) 1T462F1	EA		2	*	*	2	*	*	2	6	12		



(1) SMR CODE INDEX NO.	(2) FEDERAL STOCK NUMBER	(3) DESCRIPTION  REFERENCE NO. & MER CODE      USABLE ON CODE	(4) UNIT OF ISSUE	(5) UNIT OF MEAS	(6) QTY INC IN UNIT	(7) 30 DAY DS MAINT ALLOWANCE			(8) 30-DAY GS MAINT ALLOWANCE			(9) 1-YR ALW PER 100 EQUIP CNTGCY	(10) DEPOT MAINT ALW PER 100 EQUIP	(11) ILLUSTRATION	
						(a)	(b)	(c)	(a)	(b)	(c)			(a)	(b)
						1-20	21-50	51-100	1-20	21-50	51-100			FIGURE NO.	ITEM NO/
X2F 04926	3810-66-8601	BEARING: SLEEVE (27315) 5T1917	EA		1									160	21
X2F 04927		GEAR: SPUR (27315) 1T462	EA		1									160	20
X2H 04928		GEAR: DRUMSHAFT (27315) 1N459	EA		1									155	24
X2H 04929		GEAR: HOIST DRUM (27315) 1N348	EA		1									155	45
X2H 04930		GEAR: INTERNAL PLANETARY (27315) 1 90	EA		1									151	28
X20 04931		GUARD ASSEMBLY: GEAR, DRAGLINE (27315) 14N44OF2	EA		1									165	6
O 04932	5306-043-0638	BOLT, MACHINE: GEAR GUARD MTG (27315) 0609VO77	EA		1									165	9
O 04933	5306-514-9336	BOLT, MACHINE: GEAR GUARD MTG (27315) 0609V070	EA		1									165	8
O 04934	5306-299-2366	BOLT, MACHINE: GUARD SUPPORT (27315) 0609V054	EA		6									165	5
X1 04935		GUARD: GEAR (27315) 14N440	EA		1										
X1 04936		GUARD: GEAR (27315) 14P682F1	EA		1									165	1
X1 04937		GUARD: GEAR (27315)114P682	EA		1										
O 04938	5310-012-0377	NUT, PLAIN, HEXAGON: GUARD SUPPORT SCREW (27315) 2045V003	EA		23									165	2
M O 04939		PIPE: GEAR GUARD SPACER (27315) 1931D12 MANUFACTURE FROM:	EA		1									165	7
P O 04940	4710-087-2676	PIPE, STEEL (3 1/2 IN. REQUIRED)	FT												

(1) SMR CODE INDEX NO.	(2) FEDERAL STOCK NUMBER	(3) DESCRIPTION  REFERENCE NO. & MER CODE      USABLE ON CODE	(4) UNIT OF ISSUE	(5) UNIT OF MEAS	(6) QTY INC IN UNIT	(7) 30 DAY DS MAINT ALLOWANCE			(8) 30-DAY GS MAINT ALLOWANCE			(9) 1-YR ALW PER 100 EQUIP CNTGCV	(10) DEPOT MAINT ALW PER 100 EQUIP	(11) ILLUSTRATION	
						(a)	(b)	(c)	(a)	(b)	(c)			(a)	(b)
						1-20	21-50	51-100	1-20	21-50	51-100			FIGURE NO.	ITEM NO/
MO 04941		PIPE: GEAR GUARD SPACER (27315) 18P931D92 MANUFACTURE FROM:	EA		1									165	7
PO 04942	4710-087-2676	PIPE, STEEL (6 IN. REQUIRED)	FT				SEE GRP 9501								
O 04943	5305-638-9082	SCREW, CAP, HEXAGON: GEAR GUARD (27315) 0626vo39	EA		12									165	10
X20 04944		SUPPORT: GUARD (27315) 14T686	EA		1									165	4
O 04945	5310-261-7340	WASHER, LOCK: GUARD SUPPORT SCREW (27315) 3616V009	EA		23									165	3
X20 04946		GUARD ASSEMBLY: GEAR HOIST (27315) 14J350F1	EA		1										
X20 04947		GUARD: GEAR (27315) 14J350	EA		1									162	7
O	5306-010-9180	BOLT MACHINE: GEAR GUARD (27315) 0609V053	EA		11									162	5
O 04949	5306-299-2366	BOLT MACHINE: GEAR GUARD (27315) 0609V054	EA		3									162	8
X1 04950	5340-365-3748	HINGE: BUTT (57068) 850	EA		1										
O 04951	5310-012-0377	NUT, PLAIN HEXAGON: GEAR GUARD SCREW (27315) 2045V003	EA		14									162	9
O 04952	5310-261-7340	WASHER LOCK: GEAR GUARD SCREW (273155) 3616V009	EA		14									162	6
X20 04953		GUARD ASSEMBLY: PLANETARY DRUM (27315) 14N559F1	EA		1										
X1 04954		GUARD: PLANETARY DRUM (27314) 14N559	EA		1									163	5
X1 04955		HANDLE: GUARD (27315) 20Z31900	EA		1										

(1) SMR CODE INDEX NO.	(2) FEDERAL STOCK NUMBER	(3) DESCRIPTION  REFERENCE NO. & MER CODE      USABLE ON CODE	(4) UNIT OF ISSUE	(5) UNIT OF MEAS	(6) QTY INC IN UNIT	(7) 30 DAY DS MAINT ALLOWANCE			(8) 30-DAY GS MAINT ALLOWANCE			(9) 1-YR ALW PER 100 EQUIP CNTGCV	(10) DEPOT MAINT ALW PER 100 EQUIP	(11) ILLUSTRATION		
						(a)	(b)	(c)	(a)	(b)	(c)			(a)	(b)	
						1-20	21-50	51-100	1-20	21-50	51-100			FIGURE NO.	ITEM NO/	
X1 04956		HINGE: DRUM GUARD (27315) 20Z319D3	EA		1											
X1 04957		SUPPORT: GUARD (27315) 14T681	EA		1											
X20 04958		THUMBSCREW: GUARD (27315) 20H1687D10	EA		3									163		3
O 04959	5310-209-0711	WASHER, FLAT: GUARD THUMBSCREW (27315) 3612V004	EA		3									163		4
X20 0960		GUARD: CROWD REVERSE GEAR (27315) 14N7 11F1	EA		1									163		1
X20 040961		GUARD, DUST (27315) 14P420	EA		1									166		3
X20 04962		GUARD: INTERMEDIATE HOIST AND JACKSHAFT GEAR (27315) 14P762	EA		1									162		10
X20 04963		GUARD: LH SWING BRAKE (27315) 11P821	EA		1									163		11
X20 04964		GUARD: LH SWING BRAKE (27315) 1P822	EA		1									163		10
X20 06965		GUARD: VERTICAL PROPEL SHAFT (27315)11w3F11	EA		1											
X1 04966		GUARD: SHAFT (27315) 14N703	EA		1									163		13
X1 04967		HINGE: PIANO (27315) 5-14N703	EA		1											
04968	5310-012-0377	NUT, PLAIN, HEXAGON: SHAFT GUARD SCREW (27315) 20Z289D3	EA		4									163		6
O 04969	5305-269-3206	SCREW, CAP, HEXAGON: SHAFT GUARD (27315) 0626V038	EA		4									163		14
X20 04970		THUMBSCREW: SHAFT GUARD (27315) 20H168-70	EA		1									163		12

(1) SMR CODE INDEX NO.	(2) FEDERAL STOCK NUMBER	(3) DESCRIPTION  REFERENCE NO. & MER CODE      USABLE ON CODE	(4) UNIT OF ISSUE	(5) UNIT OF MEAS	(6) QTY INC IN UNIT	(7) 30 DAY DS MAINT ALLOWANCE			(8) 30-DAY GS MAINT ALLOWANCE			(9) 1-YR ALW PER 100 EQUIP CNTGCV	(10) DEPOT MAINT ALW PER 100 EQUIP	(11) ILLUSTRATION	
						(a)	(b)	(c)	(a)	(b)	(c)			(a)	(b)
						1-20	21-50	51-100	1-20	21-50	51-100			FIGURE NO.	ITEM NO/
P O 04971	3815-374-2210	HOSE ASSEMBLY: COMPRESSOR TO DIPPER TRIP SUPPLY LINE (63477) FC3950	EA		1	*	*	2	*	*	2	6	5	172	31
X2H 04972	3810-425-8084	HOUSING: DRUM SMART BEARING UNIT (27315) 25T617	EA		1									154	17
X20 04973		HUB: DIPPER TRIP (27315) 18P877	EA		1									172	13
O 04974	4730-013-7398	INVERTED MT: DIPPER TRIP SUPPLY LINE TO ADAPTER (79470) 104X5	EA		1									172	32
X2H 04975		JACKSHAFT ASSEMBLY (27315) L655-26-12	EA		1										
P H 04976	3810-066-2442	BEARING ASSEMBLY: CENTER, JACKSHAFT (27315) 25N43F1	EA		1				*	*	*	5	10	150	46
P H 04977	3110-155-6614	BEARING: ROLLER, CYLINDRICAL (27315) 25Z113D8	EA		1				*	*	*	5	10	150	36
X2H 04978		BEARING: SLEEVE (27315) 25N23	EA		1									150	37
X2H 04979	5340-282-0071	RING: RETAINING (27315) 17T178	EA		1									150	38
P H 04980	3110-159-9072	BEARING BALL: HOUSING (27315) 26Z479D18	EA		4				*	*	2	8	20	150	26
P H 04981	3110-155-6734	BEARING: JACKSHAFT (27315) 25T828D10 (INITIALLY SHOWN AS INDEX No. 03184)	EA		2				*	*	*	5	10	152	7
P H 04982	3110-156-1436	BEARING: JACKSHAFT (27315) 25Z539D10	EA		1				*	*	*	5	10	150	6
O 04983	5306-214-2094	BOLT: DRAKE SHOE ADJUSTMENT (27315) 20T4304	EA		2									151	21
X2H 04984		BRACKET: SPRING (27315) 29T1744	EA		6									150	20

(1) SMR CODE INDEX NO.	(2) FEDERAL STOCK NUMBER	(3) DESCRIPTION  REFERENCE NO. & MFR. CODE      USABLE ON CODE	(4) UNIT OF ISSUE	(5) UNIT OF MEAS	(6) QTY INC IN UNIT	(7) 30 DAY DS MAINT ALLOWANCE			(8) 30-DAY GS MAINT ALLOWANCE			(9) 1-YR ALW PER 100 EQUIP CNTGCTY	(10) DEPOT MAINT ALW PER 100 EQUIP	(11) ILLUSTRATION	
						(a)	(b)	(c)	(a)	(b)	(c)			(a)	(b)
						1-20	21-50	51-100	1-20	21-50	51-100			FIGURE NO.	ITEM NO/
P O 04985	2530-377-4542	BRAKE: SHOE TYPE (27315) 15N321F2 (INCLUDES COMPONENTS OF KIT, STOCK No. 3810-808-9437)	EA		4	*	*	2	*	*	2	8	16		
X1 04986	2530-972-8235	BRAKE SHOE (27315) 15N321	EA		4									151	1
X2H 04987	3810-164-9224	CAM: CLUTCH SHIFTER (27315) 6T1013	EA		2									150	33
X2H 04988	3810-374-0626	CLUTCH DRUM: JACKSHAFT (27315) 15J15	EA		2									150	23
X2H 04989	3810-301-5179	COLLAR ASSEMBLY: CLUTCH SHIFTER (27315) 18-66C1F1	EA		2										
X2H 04990	3810-161-8253	COLLAR ASSEMBLY: CLUTCH SHIFTER (27315) 1866C1	EA		2									150	14
H 04991	5315-315-1227	PIN SHOULDER HEADLESS: SHIFTER COLLAR (27315) 19T4511	EA		2									150	30
X2H 04992		WASHER: CLUTCH COLLAR (27315)18T334	EA		2									150	29
H 04993	5310-012-0378	NUT, PLAIN HEXAGON: CLUTCH SHIFTER SCREW (27315) 2045V005	EA		2									150	28
H 04994	5305-753-4370	SCREW: CLUTCH COLLAR (27315) 20H1592D12	EA		2									150	15
H 04995	5310-584-5272	WASHER: CLUTCH SHIFTER SCREW (27315) 3615V011	EA		2									150	19
O 04996	4730-056-4208	FITTING, LUBRICATION: JACKSHAFT CLUTCH ASSEMBLY (27315) 44Z1D10	EA		2									150	1
P H 04907	5330-956-9405	GASKET: CLUTCH SPIDER (27315) 20Z505	EA		2				*	*	2	8	200	150	13
P H 04998	3810-618-0685	GASKET: ROLLER BEARING HOUSING (27315) 20T6094	EA		1				*	*	*	5	100	152	12

(1) SMR CODE INDEX NO.	(2) FEDERAL STOCK NUMBER	(3) DESCRIPTION  REFERENCE NO. & MER CODE      USABLE ON CODE	(4) UNIT OF ISSUE	(5) QTY UNIT OF PACK	(6) QTY INC IN UNIT	(7) 30 DAY DS MAINT ALLOWANCE			(8) 30-DAY GS MAINT ALLOWANCE			(9) 1-YR ALW PER 100 EQUIP CNTGCTY	(10) DEPOT MAINT ALW PER 100 EQUIP	(11) ILLUSTRATION		
						(A)	(B)	(C)	(A)	(B)	(C)			(A)	(B)	
						1-20	21-50	51-100	1-20	21-50	51-100			FIGURE NO.	ITEM NO/	
X2H 04999	3810-707-2416	GEAR, BEVEL (27315) 2P24F1	EA		2											
X2H 05000	3810-277-3805	GEAR: SPUR (27315) IP989	EA		1									150	10	
X2H 05001	3810-294-9629	GEAR: BEVEL (27315) 2P244	EA		1									150	3	
X2H 05002		KEY: BEVEL GEAR ASSEMBLY (27315) 20H1437	EA		1									150	12	
X2H 05003	3810-374-0662	HOUSING: ROLLER BEARING (23315) 25P629	EA		1									150	8	
X2H 05004		HOUSING: ROLLER BEARING (27315) 25P734	EA		1									152	8	
X2H 05005		JACKSHAFT ASSEMBLY (27315) 10N178F1	EA		1											
X2H 05006	3810-375-0605	JACKSHAFT: SPROCKET WHEEL (27315) 10N178	EA		1									150	49	
X2H 05007		KEY: JACKSHAFT (27315) 20H1437D26	EA		2									150	7	
H 05008	5315-298-9923	KEY MACHINE: JACKSHAFT (27315) 20H1437D19	EA		1									150	8	
X20 05009		LEVER ASSEMBLY: CLUTCH (27315) 6P1034D1F1	EA		1									140	13	
P F 05010	3810-662-1405	BEARING, SLEEVE (27315) 5H857	EA		1	*	*	*	*	*	*	5	10	151	25	
X1 05011		LEVER: CLUTCH (27315) 6P1034D1	EA		1									151	19	
X2F 05012		LEVER ASSEMBLY: CLUTCH (27315) 6P103D2F1	EA		1											
P F 05013	3810-662-1405	BEARING: CLUTCH LEVER (27315) 5H857	EA		1	*	*	*	*	*	*	5	10	151	25	

(1) SMR CODE INDEX NO.	(2) FEDERAL STOCK NUMBER	(3) DESCRIPTION  REFERENCE NO. & MER CODE      USABLE ON CODE	(4) UNIT OF ISSUE	(5) QTY UNIT OF PACK	(6) QTY INC IN UNIT	(7) 30 DAY DS MAINT ALLOWANCE			(8) 30-DAY GS MAINT ALLOWANCE			(9) 1-YR ALW PER 100 EQUIP CNTGCV	(10) DEPOT MAINT ALW PER 100 FOUIP	(11) ILLUSTRATION	
						(A)	(B)	(C)	(A)	(B)	(C)			(A) FIGURE NO.	(B) ITEM NO/
						1-20	21-50	51-100	1-20	21-50	51-100				
X1 05014		LEVER: CLUTCH (27315) 6P1034D2	EA		1									151	19
H 05015	5310-663-8905	NUT, PLAIN, HEXAGON: CLUTCH ADAPTER RING SCREW (27315) 20450V007	EA		6									152	4
O 05016	5310-012-0377	NUT, PLAIN, HEXAGON: CLUTCH ADJUSTING STUD (27315) 20450V003	EA		6									151	5
O 05017	5310-584-5007	NUT, PLAIN, HEXAGON: CLUTCH ADJUSTING STUD (27315) 2161V003	EA		6									151	6
O 05018	5310-763-8901	NUT, PLAIN, HEXAGON: CLUTCH ADJUSTING YOKE (27315) 2065V008	EA		2									151	22
O 05019	5310-816-1030	NUT, PLAIN, HEXAGON: JACKSCREW CLUTCH SETSCREW (27315) 2061V005	EA		6									151	7
H 05020	5310-208--2134	NUT, SLOTTED, HEXAGON: JACKSHAFT ASSEMBLY (60038) K10340	EA		1									150	3
H 05021	5310-022-0087	NUT, PLAIN, HEXAGON: JACKSHAFT SCREW (27315) 2045V009	EA		4									150	39
H 05022	5310-768-8921	NUT, PLAIN, HEXAGON: JACKSHAFT SCREW (27315) 2-2045V008	EA		2									151	15
H 05023	5310-842-3044	PIN, COTTER: CLUTCH SHIFTER PIN (27315) 2201V017	EA		4									150	31
H 05024	5315-842-0238	PIN, COTTER: JACKSHAFT ASSEMBLY (27315) 2201V122	EA		2									150	4
H 05025	5315-315-1226	PIN, STRAIGHT, HEADLESS: BEVEL GEAR ASSEMBLY (27315) 19T2287	EA		4									150	34
H 05026	5315-225-2361	PIN, STRAIGHT HEADLESS: CLUTCH SHIFTER (27315) 19F48D7	EA		2									150	32
X2H 05027	3110-981-8631	RETAINER: CLUTCH BEARING (27315) 25P599	EA		1									152	6
X2H 05028	3810-718-4569	RETAINER: CLUTCH BEARING (27315) 25P630	EA		1									150	2

(1) SMR CODE INDEX NO.	(2) FEDERAL STOCK NUMBER	(3) DESCRIPTION  REFERENCE NO. & MFR CODE      USABLE ON CODE	(4) UNIT OF ISSUE	(5) QTY UNIT OF PACK	(6) QTY INC IN UNIT	(7) 30 DAY DS MAINT ALLOWANCE			(8) 30-DAY GS MAINT ALLOWANCE			(9) 1-YR ALW PER 100 EQUIP CNTGCV	(10) DEPOT MAINT ALW PER 100 FOUIP	(11) ILLUSTRATION	
						(A)	(B)	(C)	(A)	(B)	(C)			(A)	(B)
						1-20	21-50	51-100	1-20	21-50	51-100			FIGURE NO.	ITEM NO/
X2H 05029		RING: CLUTCH ADAPTER (27315) 18T759	EA		1									152	13
X2H 05030	3810-343-0173	RING: JACKSHAFT (27315) 46Z91G23	EA		2									150	2
X2H 05031	3910-393-3143	ROLLER: LEVER CLUTCH (27315) 13T215F1	EA		2										
P H 05032	2530-423-9781	BEARING: LEVER CLUTCH ROLLER (27315) 5T813	EA		1				*	*	*	4	8	151	17
X1 05033		ROLLER: LEVER CLUTCH (27315) 13T215	EA		1									151	18
O 05034	5305-012-2856	SCREW, CAP, HEXAGON: BRAKE BAND LEVER ASSEMBLY (27315) 0626V129	EA		4									151	1
H 05035	5305-012-2408	SCREW, CAP, HEXAGON: CLUTCH ADAPTER RING (27315) 0626V077	EA		12									150	18
H 05036	5305-261-1965	SCREW, CAP, HEXAGON: CLUTCH ADAPTER RING (27315) 0609V171	EA		6									152	14
H 05037	5305-021-6123	SCREW, CAP, HEXAGON: JACKSHAFT (27315) 20H1595D6	EA		4									150	45
P H 05038	5330-154-8431	SEAL: JACKSHAFT (27315) 18Z23	EA		2				*	2	2	12	40	150	22
P H 05039	5330-641-3948	SEAL: JACKSHAFT (27315) 8FQ6O65	EA		2				*	2	2	12	40	150	25
P H 05010	5330-154-8426	SEAL: ROLLER BEARING HOUSING (76680) 55365	EA		1				*	*	*	5	100	152	9
H 05041	5305-249-0273	SET : JACKSHAFT CLUTCH ASSEMBLY (27315) 0682V046	EA		1									150	7
X20 05042		SETSCREW: JACKSHAFT CLUTCH ASSEMBLY (27315) 0698V071	EA		6									151	8
P H 05043	3810-164-8491	SHIFTER: CLUTCH (27315) 1TP623C1	EA		2				*	*	*	4	10	150	16



(1) SMR CODE INDEX NO.	(2) FEDERAL STOCK NUMBER	(3) DESCRIPTION  REFERENCE NO. & MFR CODE      USABLE ON CODE	(4) UNIT OF ISSUE	(5) QTY UNIT OF PACK	(6) QTY INC IN UNIT	(7) 30 DAY DS MAINT ALLOWANCE			(8) 30-DAY GS MAINT ALLOWANCE			(9) 1-YR ALW PER 100 EQUIP CNTGCY	(10) DEPOT MAINT ALW PER 100 FOUIP	(11) ILLUSTRATION		
						(A)	(B)	(C)	(A)	(B)	(C)			(A) FIGURE NO.	(B) ITEM NO/	
						1-20	21-50	51-100	1-20	21-50	51-100					
X2H 05044	3810-305-9131	SHIM: CLUTCH SPIDER (27315) 20Z1D25	EA		6									152	10	
X2H 05045		SHIM: CLUTCH SPIDER (27315) 20Z1D26	EA		6									152	10	
X2H 05046		SHIM CLUTCH SPIDER (27315) 20Z1D27	EA		2									152	10	
X2H 05047	3810-425-7931	SLEEVE: BRAKE SHOE ADJUSTMENT (27315) 18T4118	EA		2									151	11	
X2H 05048		SPACER: CLUTCH BEARING (27315) 18T4662	EA		1									150	9	
X2H 05049		SPACER: JACKSHAFT BEARING (27315) 18T3218	EA		2									150	41	
X2H 05050		SPACER: JACKSHAFT BEARING (27315) 18T4261	EA		2									150	44	
X2H 05051		SPACER: SPUR GEAR (27315) 18T5524	EA		1									152	11	
X2H 05052		SPACER: SPUR GEAR (27315) 185701	EA		1									150	11	
X2H 05053		SPACER: SPUR GEAR (27315) 18T5703	EA		1									152	1	
X2F 05054		3810-374-0627	SPIDER: CLUTCH, LH (27315) 15J28D2F1	EA		1										
X2F 05055			KEY: CLUTCH SPIDER (27315) 20H1400D20	EA		1									150	17
X2F 05056			SPIDER: CLUTCH, LH (27315) 15J28D2	EA		1									150	27
X2F 05057	3810-374-0628	SPIDER: CLUTCH RH (27315) 15J28P1F1	EA		1											
X2F 05058		SPIDER: CLUTCH (27315) 15J28D1	EA		1									150	21	

(1) SMR CODE INDEX NO.	(2) FEDERAL STOCK NUMBER	(3) DESCRIPTION  REFERENCE NO. & MER CODE      USABLE ON CODE	(4) UNIT OF ISSUE	(5) QTY UNIT OF PACK	(6) QTY INC IN UNIT	(7) 30 DAY DS MAINT ALLOWANCE			(8) 30-DAY GS MAINT ALLOWANCE			(9) 1-YR ALW PER 100 EQUIP CNTGCV	(10) DEPOT MAINT ALW PER 100 FOUIP	(11) ILLUSTRATION	
						(A)	(B)	(C)	(A)	(B)	(C)			(A) FIGURE NO.	(B) ITEM NO/
						1-20	21-50	51-100	1-20	21-50	51-100				
P O 05059	3810-425-7895	SPRING: SHOE TYPE BRAKE (27315) 17T248A	EA		2	*	2	2	*	2	2	12	40	151	2
P O 05060	3810-425-7896	SPRING: SHOE TYPE BRAKE (27315) 17T249	EA		4	2	2	2	2	2	2	24	80	151	24
O 05061	5307-164-2439	STUD: CLUTCH SPIDER (27315) 20T3747	EA		6									151	4
O 05062	5307-425-8040	STUD: CLUTCH TENSION SPRING (27315) 20T3746	EA		6									151	3
H 05063	5310-010-3346	WASHER, FLAT: CLUTCH SHAFTER PIN (27315) 3612V009	EA		2									151	16
O 05064	5310-275-6590	WASHER, FLAT: CLUTCH SHIFTER PIN (27315) 18H3892D19	EA		4									151	12
H 05065	5310-262-4699	WASHER, FLAT: JACKSHAFT ASSEMBLY (60038) K10337	EA		1									150	5
H 05066	5310-010-3325	WASHER, LOCK: CLUTCH ADJUSTING STUD (27315) 3615V013	EA		6									152	5
H 05067	5310-584-5272	WASHER, LOCK: CLUTCH ADJUSTING STUD (27315) 3615V011	EA		12									150	19
O 05068	5310-010-3326	WASHER, LOCK: JACKSHAFT (27315) 3615V015	EA		6									151	13
H 05069	5310-013-1047	WASHER, LOCK: JACKSHAFT SCREW (27315) 3615V016	EA		4									150	40
X2H 05070		WASHER: ROLLER BEARING HOUSING (27315) 18T5702	EA		2									150	12
X20 05071	2520-374-0653	YOKE: CLUTCH DRUM (27315) 20T4379	EA		2									151	20
X20 05072	2520-374-0552	YOKE: CLUTCH SHOE (27315) 2T4378	EA		2									151	23
X20 05073	3810-774-0632	JAW ASSEMBLY: AUXILIARY HOIST AND DIGGING BRAKE (27315) 15P80101F1	EA		4										

(1) SMR CODE INDEX NO.	(2) FEDERAL STOCK NUMBER	(3) DESCRIPTION  REFERENCE NO. & MER CODE      USABLE ON CODE	(4) UNIT OF ISSUE	(5) QTY UNIT OF PACK	(6) QTY INC IN UNIT	(7) 30 DAY DS MAINT ALLOWANCE			(8) 30-DAY GS MAINT ALLOWANCE			(9) 1-YR ALW PER 100 EQUIP CNTGCV	(10) DEPOT MAINT ALW PER 100 FOUIP	(11) ILLUSTRATION	
						(A)	(B)	(C)	(A)	(B)	(C)			(A)	(B)
						1-20	21-50	51-100	1-20	21-50	51-100			FIGURE NO.	ITEM NO/
X2F 05074		JAW: BRAKE (27315) 15P801C1	EA		4									158	16
F 05075	5315-013-7228	PIN: JAW ASSEMBLY (27315) 2201V053	EA		4									158	29
X2F 05076		STUD: JAW ASSEMBLY (27315) 20T3914	EA		4									158	28
P F 05077	3810-808-9437	KIT BRAKE: LINING (27315) 1015T5-7	EA		2	*	2	2	*	2	2	20	50		
X1 05078	3810-352-4839	LINING: FRICTION (27315) 15P829	EA		8									151	10
X1 05079	5320-905-5156	RIVET: BRAKE (27315) 20H1658D3	EA		128									151	9
P F 05080	3810-808-9433	KIT: LINING, HOIST AND DIGGING CLUTCH (27315) 1015T5-1	EA		2	*	2	2	*	2	2	2	10		
X1 05081		LINING: FRICTION (27315) 15T8Z1	EA		2									158	24
X1 05082	532-905-5156	RIVET: LINING (27315) 20H1658D3	EA		12									158	23
P F 05083	3810-808-9435	KIT BRAKE: LINING, SHAFT CLUTCH (27315) 1015T5-4	EA		4	2	2	3	2	2	3	40	20		

(1) SMR CODE INDEX NO.	(2) FEDERAL STOCK NUMBER	(3) DESCRIPTION  REFERENCE NO. & MER CODE      USABLE ON CODE	(4) UNIT OF ISSUE	(5) QTY UNIT OF PACK	(6) QTY INC IN UNIT	(7) 30 DAY DS MAINT ALLOWANCE			(8) 30-DAY GS MAINT ALLOWANCE			(9) 1-YR ALW PER 100 EQUIP CNTGCV	(10) DEPOT MAINT ALW PER 100 EQUIP	(11) ILLUSTRATION	
						(A)	(B)	(C)	(A)	(B)	(C)			(A)	(B)
						1-20	21-50	51-100	1-20	21-50	51-100			FIGURE NO.	ITEM NO/
X1 05084	3810-640-4376	LINING: FRICTION (27315) 15T901	EA		8									159	33
X1 05085	5310-905-5156	RIVET (27315) 20H648D3	EA		72									159	34
X20 05086		LAGGING ASSEMBLY: CRANE (27315) 23J179F1 (SAME AS LAGGING ASSEMBLY, STOCK N. (27315) 23J203F1, EXCEPT WHERE INDIVIDUAL COMPONENTS ARE ANNOTATED)	EA		1										
X20 05087		LAGGING ASSEMBLY: DIGGING DRUM (27315) 23J203F1	EA		1										
X20 05088		BOLT: LAGGING (27315) 0609V169	EA		1									160	7
X1 05089		LAGGING: CRANE (27315) 23J179 (USED ON LAGGING ASSEMBLY, STOCK NO. (27315) 23J179F1, ONLY)	EA		1									160	11
X1 05090		LAGGING: DIGGING DRUM (27315) 23J203 (USED ON LAGGING ASSEMBLY, STOCK NO. (27315) 23J203F1, ONLY)	EA		1									160	6
O 05091	5310-763-8920	NUT, PLAIN, HEXAGON: LAGGING SCREW (27315) 2045V007	EA		4									160	9
O 05092	5310-010-3325	WASHER LOCK: LAGGING SCREW (27315) 3615V014	EA		4									160	8
X20 05093		LAGGING ASSEMBLY: MOIST DRUM (27315) 23J176F1	EA		1										
O 05095	5306-268-5797	BOLT, MACHINE: DRUM LAGGING (27315) 0610V175	EA		2									156	9
X 05095		LAGGING: HOIST DRUM (27315) 23J176	EA		1									156	1
O 05096	5310-763-8920	NUT, PLAIN, HEXAGON: DRUM LAGGING (27315) 2045V007	EA		2									156	6
O 05097	5310-010-3325	WASHER, LOCK: DRUM LAGGING (27315) 65V013	EA		2									156	7

(1) SMR CODE INDEX NO.	(2) FEDERAL STOCK NUMBER	(3) DESCRIPTION  REFERENCE NO. & MER CODE      USABLE ON CODE	(4) UNIT OF ISSUE	(5) QTY UNIT OF PACK	(6) QTY INC IN UNIT	(7) 30 DAY DS MAINT ALLOWANCE			(8) 30-DAY GS MAINT ALLOWANCE			(9) 1-YR ALW PER 100 EQUIP CNTGCV	(10) DEPOT MAINT ALW PER 100 EQUIP	(11) ILLUSTRATION	
						(A)	(B)	(C)	(A)	(B)	(C)			(A)	(B)
						1-20	21-50	51-100	1-20	21-50	51-100			FIGURE NO.	ITEM NO/
X20 05098		LAGGING ASSEMBLY: HOIST DRUM (27315) 23J192F1	EA		1										
0 05099	5306-263-9059	BOLT: HOIST LAGGING (27315) 0610V175	EA		2									156	9
X20 05100		LAGGING: HOIST DRUM (27315) 23J192	EA		1									156	8
0 05101	5310-559-9184	NUT: BLOCK DRUM LAGGING (27315) 20450V007	EA		2									156	6
0 05102	5310-010-3325	WASHER: HOIST DRUM LAGGING (27315) 3615V003	EA		2									156	7
X20 05103		LEVER ASSEMBLY: DIPPER TRIP (27315) 6P1396F1	EA		1										
P 0 05104	3810-288-1885	BEARING, SLEEVE (27315) 5T17 (INITIALLY SHOWN AS INDEX No. 02752)	EA		1	*	*	*	*	*	1	5	10	172	5
X1 05105		LEVER- DIPPER UP (27315) 6P1396F1	EA		1									172	4
X20 05106		LEVER: ADJUST BRAKE BAND (27315) 6P111F1	EA		1										
P 0 05107	3810-288-1885	BEARING: LEVER (27315) 5T17 (INITIALLY SNOW AS INDEX No. 02752)	EA		2	*	*	2	*	*	2	8	20	171	27
X 05108		LEVER: YOKE (27315) 61117F1	EA		1									171	26
X20 05109		LEVER: LH CLUTCH (27315) 6P991DF21	EA		1										
P F 05110	3810-293-695	BEARING, SLEEVE (27315) 5T1799	EA		2	*	*	2	*	*	2	8	20	159	21
X2E 05111		LEVER: CLUTCH (27315) 6P991D1 USED ON LEVER ASSEMBLY, STOCK No. (27315) 6P991D1F1, ONLY)	EA		1									159	22

(1) SMR CODE INDEX NO.	(2) FEDERAL STOCK NUMBER	(3) DESCRIPTION  REFERENCE NO. & MER CODE      USABLE ON CODE	(4) UNIT OF ISSUE	(5) QTY UNIT OF PACK	(6) QTY INC IN UNIT	(7) 30 DAY DS MAINT ALLOWANCE			(8) 30-DAY GS MAINT ALLOWANCE			(9) 1-YR ALW PER 100 EQUIP CNTGCV	(10) DEPOT MAINT ALW PER 100 EQUIP	(11) ILLUSTRATION	
						(A)	(B)	(C)	(A)	(B)	(C)			(A) FIGURE NO.	(B) ITEM NO/
						1-20	21-50	51-100	1-20	21-50	51-100				
X2F 05112		LEVER: CLUTCH (27315) 6P991D2 (USED LEVER ASSEMBLY, STOCK No. (27315) 6P991D2F1, ONLY)	EA		1									159	22
X20 05113		LEVER ASSEMBLY: RH CLUTCH (27315) 6P991DIF1 (SAN( AS LEVER ASSEMBLY, STOCK No. (27315) 6991D2F1, EXCEPT WHERE INDIVIDUAL COMPONENTS ARE ANNOTATED	EA		1										
X2F 05114	3810-374-0620	LINK: CLUTCH LEVER (27315) 11T855F1	EA		2										
X2F 05115		LINK: CLUTCH LEVER (27315) 11T755	EA		2									159	5
0 05116	5310-763-8920	NUT, PLAIN, HEXAGON: AUXILIARY HOIST AND DIGGING MAKE JAW ASSEMBLY (27315) 2045V007	EA		2									158	27
0 05117	5310-063-3559	NUT, PLAIN HEXAGON: BOLT SHAFT DRUM ADJUSTING BOLT (27315) 2065V010	EA		2									159	37
0 05118	5310-763-892	NUT, PLAIN HEXAGON: BRACKET SCREW (273155) 2046V008	EA		4									171	3
F 05119	5310-022-0071	NUT, PLAIN HEXAGON: BUMPER BLOCK (273155) 2045V003	EA		2									159	7
0 05120	530-816-1030	NUT, PLAIN HEXAGON: CLUTCH SCREW ADJUSTING SCREW (273155) 2065V005	EA		4									159	50
0 05121	5310-012-0377	NUT, PLAIN HEXAGON: CLUTCH SCREW ADJUSTING SPRING (27315) 2045V003	EA		4									159	42
0 05122	5310-022-0071	NUT, PLAIN HEXAGON: DIPPER TRIP (27315) 2045V003	EA		5									172	24
0 05123	5310-763-8920	NUT, PLAIN HEXAGON: DIPPER TRIP BRACKET MTG SCREW (27315) 2045V007	EA		5									171	28
0 05124	5310-656-0391	NUT, PLAIN, HEXAGON: DIPPER TRIP LEVER SETSCREW	EA		2									171	36
0 05125	5310-021-9757	NUT, PLAIN, HEXAGON: DIPPER TRIP ROD CLEVIS	EA		1									171	3

(1) SMR CODE INDEX NO.	(2) FEDERAL STOCK NUMBER	(3) DESCRIPTION  REFERENCE NO. & MER CODE      USABLE ON CODE	(4) UNIT OF ISSUE	(5) QTY UNIT OF PACK	(6) QTY INC IN UNIT	(7) 30 DAY DS MAINT ALLOWANCE			(8) 30-DAY GS MAINT ALLOWANCE			(9) 1-YR ALW PER 100 EQUIP CNTGCV	(10) DEPOT MAINT ALW PER 100 EQUIP	(11) ILLUSTRATION	
						(A)	(B)	(C)	(A)	(B)	(C)			(A)	(B)
						1-20	21-50	51-100	1-20	21-50	51-100			FIGURE NO.	ITEM NO/
0 05126	5310-816-1030	NUT, PLAIN HEXAGON: DIPPER TRIP SPRING ANCHOR BOLT (27351) 2051V005	EA		2										
0 05127	5310-012-0377	NUT, PLAIN HEXAGON: GUARD MTG SCREW (27351) 20Z289D3	EA		3									163	6
0 05128	5310-656-0391	NUT, PLAIN, HEXAGON: GUIDE BRACKET MTG SCREW	EA		4									159	28
0 05129	5310-909-2896	NUT, PLAIN, HEXAGON: HOIST DRUM SHAFT CLUTCH ADJUSTING PIN (27315) 206V009	EA		2									159	8
0 05130	5310-754-2248	NUT, PLAIN, HEXAGON SHAFT CLUTCH LEVER PIN (27315) 206V008	EA		2									159	25
0 05131	5310-012-0376	NUT, PLAIN HEXAGON: HOIST GEAR GUARD CLIP MTG BOLT (27315) Y5V02	EA		1									162	1
H 05132	5310-685-1429	NUT, PLAIN: SHAFT END CAP BOLT (27315) 2045V005	EA		6									155	10
0 05133	5310-208-4370	NUT, PLAIN ROUND: DIGGING DRUM LAGGING (273155) 18T4374	EA		4									160	15
0 05134	5310-208-3470	NUT, PLAIN ROUND: HOIST DRUM LAGGING SCREW (273151) 18T4374	EA		4									156	4
0 05135	5310-208-2134	NUT, SLOTTED, HEXAGON: ENGINE CLUTCH SHAFT (60038) K10340	EA		2									149	4
P H 05136	3810-707-2420	PACKING, PREFORMED: DRUM SHAFT BEARING RETAINER (27315) 45Z96	EA		2				2	2	2	24	80	154	3
X20 05137		PAN ASSEMBLY CRANKCASE HORIZONTAL PROPEL (27315) 14N719F1	EA		1										
0 05138	5310-685-1429	NUT: OIL PAN SCREW (27315) 2045V005	EA		10									164	2
X20 05139		PAN: CRANKCASE (27315) 14N719	EA		1									164	1
X 05140		COUPLING, HALF: OIL PAM (27315) 20T5582D0	EA		1										

(1) SMR CODE INDEX NO.	(2) FEDERAL STOCK NUMBER	(3) DESCRIPTION  REFERENCE NO. & MER CODE      USABLE ON CODE	(4) UNIT OF ISSUE	(5) QTY UNIT OF PACK	(6) QTY INC IN UNIT	(7) 30 DAY DS MAINT ALLOWANCE			(8) 30-DAY GS MAINT ALLOWANCE			(9) 1-YR ALW PER 100 EQUIP CNTGCV	(10) DEPOT MAINT ALW PER 100 FOUIP	(11) ILLUSTRATION	
						(A)	(B)	(C)	(A)	(B)	(C)			(A) FIGURE NO.	(B) ITEM NO/
						1-20	21-50	51-100	1-20	21-50	51-100				
X1 05141		COUPLING, HALF: OIL PAN (27315) 20T5582D13	EA		1										
0 05142	4730-263-3124	PLUG, PIPE: OIL PAN (27315) 2523V005	EA		1									164	5
0 05143	4730-289-9594	PLUG, PIPE: OIL PAN (27315) 2423V008	EA		1									164	6
0 05144	5305-527-4193	SCREW, CAP, HEXAGON: OIL PAN (27315) 0609V112	EA		10									164	4
0 05145	5310-584-5272	WASHER, LOCK: OIL PAM SCREW (27315) 365V001	EA		10									164	3
X2H 05146	3810-604-1116	PAWL, DRUM HOIST (27315) 6P1217	EA		3									155	48
0 05147	5315-273-8078	PIN: AUXILIARY HOIST AND DIGGING MAKE JAW RETAINER (27315) 18F57D28	EA		4									158	21
X2H 05148	3810-860-5227	PIN: BOOM HOIST PAWL (27315) 19T3630	EA		3									155	49
0 05149	5315-297-2444	PIN, COTTER: AUXILIARY HOIST AND DIGGING BRAKE JAW RETAINER PIN (27315) 220V083	EA		8									158	19
0 05150	5315-849-9954	PIN, COTTER: CABLE ANCHOR PIN AND DIPPER TRIP SHEAVE PIN (27315) 2201V65	EA		11									171	24
F 05151	5315-013-8228	PIN, COTTER: CLUTCH LEVER LINK PIN (27315) 2201V061	EA		2									159	18
05152	5315-200-4545	PIN, COTTER: CLUTCH LEVER PIN	EA		2									159	2
05153	5315-849-9834	PIN, COTTER: DIPPER TRIP BRACKET HINGE PIN (27315) 220167	EA		3									171	14
05154	5315-059-0238	PIN, COTTER: ENGINE CLUTCH SHAFT (27315) 22011122	EA		2									149	3
05155	5315-209-7273	PIN, COTTER: LEVER HINGE PIN (27315) 2201V086	EA		4									171	22



(1) SMR CODE INDEX NO.	(2) FEDERAL STOCK NUMBER	(3) DESCRIPTION  REFERENCE NO. & MER CODE      USABLE ON CODE	(4) UNIT OF ISSUE	(5) QTY UNIT OF PACK	(6) QTY INC IN UNIT	(7) 30 DAY DS MAINT ALLOWANCE			(8) 30-DAY GS MAINT ALLOWANCE			(9) 1-YR ALW PER 100 EQUIP CNTGCV	(10) DEPOT MAINT ALW PER 100 EQUIP	(11) ILLUSTRATION	
						(A)	(B)	(C)	(A)	(B)	(C)			(A)	(B)
						1-20	21-50	51-100	1-20	21-50	51-100			FIGURE NO.	ITEM NO/
X20 05156		PIN, COTTER: UPPER PULLEY PIN (27315) 2201V070	EA		4									171	7
05157	5315-899-0191	PIN: DIPPER TRIP BRACKET HINGE (27315) 1959037	EA		1									171	15
0 35158	5315-839-5832	PIN: DIPPER TRIP CLEVIS (27315) 2201V033	EA		2									171	4
0 05159	5315-274-4257	PIN, STRAIGHT, HEADLESS: AUXILIARY HOIST AND DIGGING BRAKE SHOE RETAINER (27315) 19F42010	EA		4									158	18
0 05160	5315-013-7228	PIN, STRAIGHT, HEADLESS: AUXILIARY HOIST AND DIGGING BRAKE SHOE RETAINING PIN (27315) 2201V051	EA		8									158	17
0 05161	5315-899-2862	PIN, STRAIGHT, HEADLESS: CABLE ANCHOR (27315) 19F45D10	EA		5									171	25
0 05162	5315-013-8081	PIN, STRAIGHT, HEADLESS: CLEVIS TO LEVER (27315) 19T3650D9	EA		2									171	5
0 05163	5315-276-4460	PIN, STRAIGHT, HEADLESS: CLEVIS TO LEVER ASSEMBLY (27315) 919T117F9	EA		2										
0 05164	5315-273-8037	PIN, STRAIGHT, HEADLESS: CLUTCH LEVER (27315) 19T2274	EA		2									159	13
F 05165	5315-251-9738 (27315) 19T2219	PIN, STRAIGHT, HEADLESS: CLUTCH LINK	EA		2									159	16
0 05166	5315-247-8999	PIN, STRAIGHT, HEADLESS: DIPPER TRIP SHEAVE (27315) 19F5429	EA		1									171	17
0 05167	5315-893-8325	PIN, STRAIGHT, HEADLESS: DIPPER TRIP, UPPER PULLEY (27315) 19T2732	EA		1									171	6
0 05168	5315-893-9650	PIN, STRAIGHT, HEADLESS: LEVER HINGE PIN TO BRACKET (27315) 19F57D35	EA		1									171	23
X2F 05169		PLATE: CLUTCH ADJUSTING SLEEVE (21315) 8T4521	EA		2									159	5
X20 05170		PLATE: COMPENSATION (27315) 18T1333	EA		1									172	33

(1) SMR CODE INDEX NO.	(2) FEDERAL STOCK NUMBER	(3) DESCRIPTION  REFERENCE NO. & MER CODE      USABLE ON CODE	(4) UNIT OF ISSUE	(5) QTY UNIT OF PACK	(6) QTY INC IN UNIT	(7) 30 DAY DS MAINT ALLOWANCE			(8) 30-DAY GS MAINT ALLOWANCE			(9) 1-YR ALW PER 100 EQUIP CNTGCV	(10) DEPOT MAINT ALW PER 100 FOUIP	(11) ILLUSTRATION	
						(A)	(B)	(C)	(A)	(B)	(C)			(A)	(B)
						1-20	21-50	51-100	1-20	21-50	51-100			FIGURE NO.	ITEM NO/
X2H 05171		PLATE: RETAINER, BOOM HOIST (27315) 18T5106	EA		3									155	25
X2H 05172	3810-772-1755	PLUG, PAWL (27315) 18T495	EA		6									155	46
F 05173	4730-288-8572	PLUG, PIPE: AUXILIARY CLUTCH DRUM	EA		2									159	31
X20 05174	3815-1142271	PULLEY ASSEMBLY: DIPPER TRIP, LOW (27315) 7P277F1	EA		1										
P 0 05175	3815-585-5615	BEARING, SLEEVE (27315) 305H15C1	EA		1	*	*	*	*	*	*	5	10	171	19
X1 05176		PULLEY, FLAT (27315) 7P277	EA		1									171	20
X20 05177	3815-200-2025	PULLEY: DIPPER TRIP HINGED BRACKET (27315) 7T1'	EA		1									171	16
0 05178	4730-431-2964	REDUCER, TUBE: DIPPER TRIP HOSE TO LINE (27315) 4464E	EA		1									172	3
X2H 05179	3810-930-6090	RETAINER: BEARING DRUM SHAFT (27315) 18T6191	EA		2									154	24
X2H 05180	3810-024-1679	RETAINER: BOOM HOIST DRUM, PLANETARY SPIDER BEARING (27315) 18T3247	EA		1									155	8
X2H 05181	2520-930-5488	RETAINER: DIGGING AND PLANETARY LOWERING SPIDER BEARING (27315) 18T53371	EA		1									154	4
X20 05182	3815-802-6909	RETAINER: DIPPER TRIP BEARING (27315) 18P450	EA		1										
X2H 05183		RETAINER: HOIST DRUM SPIDER BEARING (27315) 185373	EA		1									154	29
X2H 05184		RETAINER: HOIST SHAFT DRUM BEARING (27315) 25P263	EA		1									155	34
X20 05185		RING: CHAIN HOUSING (27315) 18T6235	EA		1									161	11
X20 05186		RING: CHAIN HOUSING (27315) 18T6237	EA		1									161	9

(1) SMR CODE INDEX NO.	(2) FEDERAL STOCK NUMBER	(3) DESCRIPTION  REFERENCE NO. & MFR. CODE      USABLE ON CODE	(4) UNIT OF ISSUE	(5) QTY UNIT OF PACK	(6) QTY INC IN UNIT	(7) 30 DAY DS MAINT ALLOWANCE			(8) 30-DAY GS MAINT ALLOWANCE			(9) 1-YR ALW PER 100 EQUIP CNTGCY	(10) DEPOT MAINT ALW PER 100 EQUIP	(11) ILLUSTRATION	
						(A)	(B)	(C)	(A)	(B)	(C)			(A)	(B)
						1-20	21-50	51-100	1-20	21-50	51-100			FIGURE NO.	ITEM NO/
H 05203	5305-527-5315	SCREW, CAP, HEXAGON: PLANETARY BRACKET MTG	EA		8									160	19
0 05204	5305-012-2408	SCREW, CAP HEXAGON: PLATE MTG (27315; 0626V077)	EA		1									172	1
0 05205	5305-527-4195	SCREW, CAP, HEXAGON: POWER TAKE-OFF THRUST WASHER SCREW (27315) 20T%2D9	EA		2									149	6
0 05206	5305-042-8769	SCREW, CAP HEXAGON: TRIP BRACKET (27315) 0609V194	EA		4									171	11
0 05207	5305-285-6178	SCREW: CLUTCH SHOE SPRING RETAINER (27315) 0626V12	EA		2									159	27
F 05208	5305-012-8769	SCREW: CLUTCH SPIDER PIPE SPACER (27315) 0626V32	EA		2									159	53
X2F 05209		SCREW: CLUTCH SPIDER RETAINER (27315) 20T6341	EA		2										
0 05210	5305-616-3898	SCREW: DIPPER TRIP BRACKET MTG (27315) 20H1611D2	EA		5									171	31
05211	5305-204-8932	SCREW: GUIDE BRACKET MTG	EA		8									159	40
0 05212	5305-984-5692 (27315) 626v42	SCREW, MACHINE: DIPPER TRIP	EA		5									172	34
H 05213	5305-018-1772	SCREW: MAIN SHAFT BEARING CAP	EA		6									154	23
P H 05214	3810-393-3149	SEAL: HOIST DRUM SHAFT BEARING (27315) 18T4652	EA		1				*	*	2	6	20	155	36
P 0 05215	5330-641-2183	SEAL: OIL, INNER BEARING (76680) 55069	EA		1	*	*	*	*	*	5	100	172	172	
O 05216	5305-011-4598	SETSCREW: DIPPER TRIP LEVER STOP (27315) 0696V085	EA		2									171	38
X20 05217		SHAFT ASSEMBLY: DIPPER (27315) 10P957F1	EA		1									172	18

(1) SMR CODE INDEX	(2) FEDERAL STOCK	(3) DESCRIPTION	(4) UNIT OF ISSUE	(5) QTY UNIT OF NO.	(6) QTY INC IN	(7) 30 DAY DS MAINT ALLOWANCE			(8) 30-DAY GS MAINT ALLOWANCE			(9) 1-YR ALW PER 100	(10) DEPOT MAINT ALW PER	(11) ILLUSTRATION	
						(A)	(B)	(C)	(A)	(B)	(C)			(A)	(B)
						NUMBER								FIGURE	ITEM
H	5305-527-5315	SCREW, CAP, HEXAGON: PLANETARY BRACKET MTG	EA		8									160 05208 0	19 5305-012-2408

PACK

(1) SMR CODE INDEX NO.	(2) FEDERAL STOCK NUMBER	(3) DESCRIPTION  REFERENCE NO. & MER CODE      USABLE ON CODE	(4) UNIT OF ISSUE	(5) QTY UNIT OF PACK	(6) QTY INC IN UNIT	(7) 30 DAY DS MAINT ALLOWANCE			(8) 30-DAY GS MAINT ALLOWANCE			(9) 1-YR ALW PER 100 EQUIP CNTGCY	(10) DEPOT MAINT ALW PER 100 FOUIP	(11) ILLUSTRATION		
						(A)	(B)	(C)	(A)	(B)	(C)			(A)	(B)	
						1-20	21-50	51-100	1-20	21-50	51-100			FIGURE NO.	ITEM NO/	
X2H 05218		SHAFT ASSEMBLY: HOIST (27315) L655-27-15	EA		1											
H 05219	3110-155-6638	BEARING, ROLLER: CYLINDRICAL (27315) 25Z111D17	EA		1				*	*	*	5	10	153		9
X2H 05220		BEARING, ROLLER: RADICAL AND THRUST (52676) 2221&	EA		1									153		29
O 05221	4730-186-3024	BEARING, PIPE: FITTING (27315) 2401V001	EA		1											
X2H 05222		COLLAR: SHAFT (27315) 18H1085	EA		1									153		3
-H 05223	4730-187-7609	COUPLING PIPE: HOUSING (27315) 2401V001	EA		1									153		22
H 05224	4730-246-9184	ELBOW, PIPE: HOUSING (27315) 2414V001	EA		1									153		20
H 05225	4730-050-4208	FITTING, LUBRICATION: SHAFT (95879) 1610BL	EA		2									153		11
X2H 05226	3810-277-3793	GEAR: SPUR (27315) 1P991	EA		1									153		4
X2H 05227	3810-278-7619	GEAR: SPUR (27315) 1P990	EA		1									153		16
X2H 05228		HOUSING: HOIST BEARING (27315) 18P1249	EA		1									153		18
H 05229	4730-188-1846	NIPPLE, PIPE: HOUSING (27315) 2419V014	EA		1									153		21
H 05230	4730-196-1479	NIPPLE, PIPE: HOUSING (27315) 2419V004	EA		1									153		19
H 05231	531-816-1030	NUT, PLAIN, HEXAGON: RETAINER SCREW (27315) 2061V005	EA		5									153		24
X2H 05232	3110-185-6341	NUT, PLAIN, ROUND: ROLLER (27315) 20Z3D16	EA		1									153		26
X2H 05233		PLATE: LOCK SWING SHAFT (27315) 18T4663	EA		1									153		28

(1) SMR CODE INDEX NO.	(2) FEDERAL STOCK NUMBER	(3) DESCRIPTION  REFERENCE NO. & MER CODE      USABLE ON CODE	(4) UNIT OF ISSUE	(5) QTY UNIT OF PACK	(6) QTY INC IN UNIT	(7) 30 DAY DS MAINT ALLOWANCE			(8) 30-DAY GS MAINT ALLOWANCE			(9) 1-YR ALW PER 100 EQUIP CNTGCV	(10) DEPOT MAINT ALW PER 100 EQUIP	(11) ILLUSTRATION		
						(A)	(B)	(C)	(A)	(B)	(C)			(A)	(B)	
						1-20	21-50	51-100	1-20	21-50	51-100			FIGURE NO.	ITEM NO/	
X2H 05234		PLATE: RETAINER (27315) L655-27-15	EA		1											
X2H 05235		RETAINER: HOIST REARING (27315) 18P1251	EA		1									153	8	
X2H 05236		RETAINER: SHAFT BEARING (27315) 18P1252	EA		1									153	12	
X2H 05237		RETAINER: SWING SHAFT BEARING (27315) 18P1396	EA		1									153	27	
H 05238	5305-021-6059	SCREW, CAP, HEXAGON: RETAINER (27315) 20TS463D6	EA		5									153	6	
H 05239	5305-042-8217	SCREW, CAP, HEXAGON: SHAFT COLLAR (27315) 0626V113	EA											153	1	
X2H 05240		SCREW: RETAINER (27315) 0622V058	EA		5									153	17	
X2H 05241	3815-662-5507	SHAFT ASSEMBLY: HOIST GEAR (27315) 10P347F1	EA		1											
H 05242	5315-662-9568	KEY: SHAFT (27315) 20H1447D12	EA		2									153	14	
X2H 05243		SHAFT: INTERMEDIATE GEAR (27315) 10P1347	EA		1									153	15	
X2H 05244		SPACER: HOIST GEAR SHAFT (27315) 18T4665	EA		1									153	31	
X2H 05245		SPACER: SLEEVE (27315) 18T5898	EA		1									153	30	
X2H 05246		SPACER: WING SHAFT (27315) 18T4664	EA		1									153	13	
X2H 05247	3110-186-0977	WASHER, KEY: ROLLER (27315) 18Z1D16	EA		1									153	25	
H 05248	5310-584-5272	WASHER, LOCK: RETAINER SCREW (27315) 3615V01	EA		5									153	23	
H 05249	5310-010-3325	WASHER, LOCK: SHAFT COLLAR (27315) 3615V013	EA		2									153	2	

(1) SMR CODE INDEX NO.	(2) FEDERAL STOCK NUMBER	(3) DESCRIPTION  REFERENCE NO. & MER CODE      USABLE ON CODE	(4) UNIT OF ISSUE	(5) QTY UNIT OF PACK	(6) QTY INC IN UNIT	(7) 30 DAY DS MAINT ALLOWANCE			(8) 30-DAY GS MAINT ALLOWANCE			(9) 1-YR ALW PER 100 EQUIP CNTGCV	(10) DEPOT MAINT ALW PER 100 EQUIP	(11) ILLUSTRATION	
						(A)	(B)	(C)	(A)	(B)	(C)			(A)	(B)
						1-20	21-50	51-100	1-20	21-50	51-100			FIGURE NO.	ITEM NO/
X2H 05250		WIRE: TIE (27315) 8-910N364	EA		1									153	5
X2H 05251	3810-377-4549	SHAFT ASSEMBLY: PLANETARY EAR EA 2 (27315) 19T2700F1													
X2H 05252		KEY: SHAFT (27315) 20H1047D2	EA		2									160	22
X2H 05253	3810-377-4549	SHAFT: PLANETARY GEAR (27315) 19T2700	EA		2									160	2
X2H		SHAFT: CABLE DRUM (27315) 10N200F1	EA		1										
X2H 05255		KEY: DRUM SHAFT (27315) 20H1386D5	EA		2									154	27
X2H 05256		KEY: DRUM SHAFT (27315) 20H1426D9	EA		1									154	27
X2H 05257		KEY: DRUM SHAFT (27315) 20H1456D8	EA		1									154	27
X2H 05258		KEY: DRUM SHAFT (27315) 20H1467D15	EA		2									154	27
X2H 05259		KEY: DRUM SHAFT (27315) 20H1470D13	EA		6									154	27
X2H 05260	3110-185-6375	NUT, PLAIN, ROUND: DRUM SHAFT (60038) AN20	EA		1									154	20
H 05261	5310-208-2134	NUT SLOTTED, HEXAGON: DRUM SHAFT (60038) K10340	EA		1									155	4
H 05262	5315-187-9600	PIN, COTTER: DRUM SHAFT (27315) 2201V124	EA		1									155	5
X2H 05263		SHAFT: CABLE DRUM (27315) 10N200	EA		1									154	8
H 05264	5310-262-4699	WASHER, FLAT: DRUM SHAFT (60038) K10337	EA		1									155	6
X2H 05265	3110-186-0979	WASHER, KEY: DRUM SHAFT (60038) W20	EA		1									154	19

(1) SMR CODE INDEX NO.	(2) FEDERAL STOCK NUMBER	(3) DESCRIPTION  REFERENCE NO. & MER CODE      USABLE ON CODE	(4) UNIT OF ISSUE	(5) QTY UNIT OF PACK	(6) QTY INC IN UNIT	(7) 30 DAY DS MAINT ALLOWANCE			(8) 30-DAY GS MAINT ALLOWANCE			(9) 1-YR ALW PER 100 EQUIP CNTGCV	(10) DEPOT MAINT ALW PER 100 EQUIP	(11) ILLUSTRATION	
						(A)	(B)	(C)	(A)	(B)	(C)			(A)	(B)
						1-20	21-50	51-100	1-20	21-50	51-100			FIGURE NO.	ITEM NO/
X20 05266	3815-204-0235	SHEAVE ASSEMBLY: DIPPER TRIP UPPER (27315) 7T87F1	EA		1										
O 05267	3815-425-8102	BEARING, SLEEVE (27315) 305H161C	EA		1	*	*	*	*	*	*	5	10	171	32
X1 05268		SHEAVE: GROOVE (27315) 7T87	EA		1									171	8
X20 05269		SLEEVE ASSEMBLY: STUB SHAFT BRAKE (27315) 18T3351	EA		1										
P O 05270	3810-661-6188	BEARING, SLEEVE (27315) 5T1642	EA		1	*	*	*	*	*	*	5	10	172	26
X20 05271		SLEEVE: STUD SHAFT BRAKE (27315) 18T3352	EA		1									172	35
X2H 05272		SHIM: ADAPTER RING (27315) 20T48	EA		2									150	35
X2H 05273		SHIM: ADAPTER RING (27315) 20T4859	EA		2									150	35
X2H 05274		SHIM: ADAPTER RING (27315) 20T4860	EA		2									150	35
X2H 05275		SHIM: ADAPTER RING (27315) 20T4861	EA		2									150	35
P O 05276	3810-374-0629	SHOE: CLUTCH BAND (INCLUDES COMPONENTS OF KIT, STOCK No. 3810-808-9435)	EA		4	*	*	2	*	*	2	8	12	159	4
X1 05277	3810-931-4625	SHOE: CLUTCH BAND (27315) 15N332	EA		4									159	32
X20 05278	3810-305-9135	SLEEVE: HOIST DRUM SHAFT CLUTCH SHOE (27315) 18T4280	EA		2									159	11
X2F 05279		SPACER: CLUTCH SPIDER (27315) 18P933D32	EA		2									159	52
X2H 05280	3810-164-2553	SPACER: DRUM SHAFT (27315) 18T3242	EA		1									154	16



(1) SMR CODE INDEX NO.	(2) FEDERAL STOCK NUMBER	(3) DESCRIPTION  REFERENCE NO. & MER CODE      USABLE ON CODE	(4) UNIT OF ISSUE	(5) QTY UNIT OF PACK	(6) QTY INC IN UNIT	(7) 30 DAY DS MAINT ALLOWANCE			(8) 30-DAY GS MAINT ALLOWANCE			(9) 1-YR ALW PER 100 EQUIP CNTGCV	(10) DEPOT MAINT ALW PER 100 EQUIP	(11) ILLUSTRATION	
						(A)	(B)	(C)	(A)	(B)	(C)			(A)	(B)
						1-20	21-50	51-100	1-20	21-50	51-100			FIGURE NO.	ITEM NO/
X2H 05281		SPACER: DRUM SHAFT (27315) 18T5079	EA		2									154	25
X2H 05282	3810-930-1431	SPACER: HOIST DRUM SHAFT BEARING (27315) 8T4650	EA		1									155	33
X2H 05283		SPACER: PLANETARY SPIDER (27315) 18T4274C1	EA		1									155	11
X2H 05284	3810-374-0659	SPIDER ASSEMBLY: CLUTCH (27315) 23N217F1	EA		1										
P H 05285	3810-425-8223	BEARING: CLUTCH SPIDER (27315) ST669	EA		1				*	*	*	5	10	154	7
H 05286	4730-187-7595	COUPLING: SPIDER (27315) 240B8002	EA		1									154	14
	4730-278-4284	ELBOW, PIPE: SPIDER (27315) 2414017	EA		1									154	12
H 05288	4730-278-4290	ELBOW: SPIDER (27315) 2414V002	EA		1									154	10
H 05289	4730-278-4208	FITTING, LUBRICATION: SPIDER (96906) MS15003-1	EA		1									154	15
H 05290	4730-050-4208	NIPPLE, PIPE: SPIDER (27315) 2419V038	EA		1									154	9
H 05291	4730-196-1539	NIPPLE, PIPE: SPIDER (27315) 2419V047	EA		1									154	13
H 05292	4730-196-2098	NIPPLE, PIPE: SPIDER (27315) 2419W056	EA		1									154	11
X2H 05293		PIN: BUSHING (27315) 19T1951012	EA		1									154	6
X2H 05294		SPIDER: CLUTCH (27315) 23217	EA		1									154	5
X2 05295		SPIDER ASSEMBLY: HOIST PLANETARY LOWERING (27315) 23J173F2	EA		1										
X2H 05296		SPIDER ASSEMBLY: HOIST DRUM (27315) 23J275F1	EA		1										

(1) SMR CODE INDEX NO.	(2) FEDERAL STOCK NUMBER	(3) DESCRIPTION	(4) UNIT OF ISSUE	(5) QTY UNIT OF PACK	(6) QTY INC IN UNIT	(7) 30 DAY DS MAINT ALLOWANCE			(8) 30-DAY GS MAINT ALLOWANCE			(9) 1-YR ALW PER 100 EQUIP CNTGCY	(10) DEPOT MAINT ALW PER 100 EQUIP	(11) ILLUSTRATION						
						(A)	(B)	(C)	(A)	(B)	(C)			(A)	(B)					
						1-20	21-50	51-100	1-20	21-50	51-100			FIGURE NO.	ITEM NO/					
		<b>REFERENCE NO. &amp; MFR. CODE</b>																		
		<b>USABLE ON CODE</b>																		
H 05297	4730-186-3024	BUSHING, PIPE: FITTING (27315) 2401V001	EA		1											155	19			
H 05298	4730-187-7595	COUPLING PIPE: HOST DRUM SPIDER (27315) 2408V002	EA		1											154	14			
H 05299	4730-278-4284	EBOW, PIPE: HOIST DRUM SPIDER (27315) 2414V017	EA		1											154	12			
05300	4730-050-4208	FITTING, LUBRICATION: HOIST DRUM SPIDER (96906) MS15003-1	EA		1											155	18			
H 05301	4730-186-0397	NIPPLE, PIPE: HOIST DRUM SPIDER (27315) 2419V046	EA		1											154	30			
H 05302	4730-253-6340	NIPPLE, PIPE: HOIST DRUM SPIDER (27315) 2419V049	EA		1											154	26			
H 05303		SPIDER: HOIST DRUM (27315) 23J275	EA		1											154	31			
X2H 05304		SPIDER ASSEMBLY: HOIST DRUM DIGGING (27315) 23J273F1 (SAME AS SPIDER ASSEMBLY, STOCK No. (27315) 23J173F2, EXCEPT WHERE INDIVIDUAL COMPONENTS ARE ANNOTATED)	EA		1															
H 05305	4730-186-3024	BUSHING, PIPE: FITTING, SPIDER (27315) 2401V001	EA		1											155	19			
H 05306	4730-00-595-0676	COUPLING: SPIDER (27315) 2408V002	EA		1											155	32			
H 05307	4730-278-4283	ELBOW, PIPE: SPIDER (27315) 2414V017	EA		1											155	30			
O 05308	4730-050-4208	FITTING, LUBRICATION: SPIDER (95879) 1610BL	EA		1											155	18			
H 05309	4730-188-1854	NIPPLE, PIPE: SPIDER (27315) 2419V038	EA		1											155	29			
H 05310	4730-196-2098	NIPPLE: SPIDER (27315) 2419V056	EA		1											155	31			
X2H 05311		SPIDER: HOIST DRUM (27315) 23J273 (USED ON SPIDER ASSEMBLY, STOCK No. (27315) 23J273F2, ONLY)	EA		1															

(1) SMR CODE INDEX NO.	(2) FEDERAL STOCK NUMBER	(3) DESCRIPTION  REFERENCE NO. & MER CODE      USABLE ON CODE	(4) UNIT OF ISSUE	(5) QTY UNIT OF PACK	(6) QTY INC IN UNIT	(7) 30 DAY DS MAINT ALLOWANCE			(8) 30-DAY GS MAINT ALLOWANCE			(9) 1-YR ALW PER 100 EQUIP CNTGCY	(10) DEPOT MAINT ALW PER 100 FOUUP	(11) ILLUSTRATION	
						(A)	(B)	(C)	(A)	(B)	(C)			(A) FIGURE NO.	(B) ITEM NO/
						1-20	21-50	51-100	1-20	21-50	51-100				
X2H 05312		SPIDER: PLANETARY LOWERING (27315) 23J173 USED ON SPIDER ASSEMBLY , STOCK No. (27315) 23J13F2, ONLY)	EA		1									155	28
X2H 05313	3810-929-0709	SPIDER: DRUM SHAFT, LN (27315) 171180	EA		1									159	3
X2H 05314		SPIDER: DRUM SHAFT, RN (27315) 15N479	EA		1									159	3
P 0 05315	3810-425-7884	SPRING, HELICAL: AUXILIARY HOIST AND DIGGING BRAKE JAW ASSEMBLY (27315) 17T194	EA		2	*	*	2	*	*	2	8	20	158	25
H 05316	3810-209-9600	SPRING, HELICAL: BOOM NO08T PAWL (27315) 17H287	EA		3				*	*	2	6	9	155	17
P 0 05317	5340-597-4867	SPRING, HELICAL: DIPPER TRIP LEVER RETURN (27315) 17F216	EA		1	*	*	*	*	*	*	5	15		
P 0 05318	3810-425-7895	SPRING: CLUTCH SHOE (27315) 17T248 (INITIALLY ON AS INDEX No. 05059)	EA		2	*	*	2	*	*	2	8	30	159	51
P 0 05319	3810-425-7896	SPRING: CLUTCH SHOE (27315) 17T2419 (INITIALLY SHOWN AS INDEX No. 05060)	EA		4	*	2	2	*	2	2	12	45	159	45
P 0 05320	5340-598-7063	SPRING, HELICAL: CLUTCH SHOE (27315) 17T225	EA		2	*	*	2	*	*	2	8	30	159	26
X20 05321		SPROCKET WHEEL ASSEMBLY: DIGGING DRUM (27315) 4J34F1	EA		1										
X20 05322		BOLT: SPROCKET WHEEL (27315) 20T5447D7	EA		2									160	1
0 05323	5310-762-6242	NUT, PLAIN, HEXAGON: SPROCKET WHEEL BOLT (27315) 2029V011	EA		2									160	5
0 05324	5315-787-9597	PIN, COTTER: SPROCKET WHEEL BOLT (27315) 2201V072	EA		2									160	4
X20 05325		SPROCKET: WHEEL (27315) 4J34	EA		1									160	2

(1) SMR CODE INDEX NO.	(2) FEDERAL STOCK NUMBER	(3) DESCRIPTION  REFERENCE NO. & MER CODE      USABLE ON CODE	(4) UNIT OF ISSUE	(5) QTY UNIT OF PACK	(6) QTY INC IN UNIT	(7) 30 DAY DS MAINT ALLOWANCE			(8) 30-DAY GS MAINT ALLOWANCE			(9) 1-YR ALW PER 100 EQUIP CNTGCV	(10) DEPOT MAINT ALW PER 100 EQUIP	(11) ILLUSTRATION	
						(A)	(B)	(C)	(A)	(B)	(C)			(A)	(B)
						1-20	21-50	51-100	1-20	21-50	51-100			FIGURE NO.	ITEM NO/
0 05326	5310-012-0731	WASHER, LOCK: SPROCKET WHEEL DOLT (27315) 3615V018	EA		2									160	3
X20 05328		SPROCKET WHEEL: JACKSHAFT DRIVE (27315) 4N109	EA		1									149	2
X20 05329		SPROCKET, WHEEL: POWER TAKE-OFF DRIVE (27315) 4P4& (USED WITH P & H ENGINE ONLY)	EA		1									149	10
X20 05330		SPROCKET: POWER TAKE-OFF (27315) HP575 (USED WITH CATERPILLAR ENGINE ONLY)	EA		1									149	10
X20 05331	5340-254-2884	STRAP: TUBE ANCHOR	EA		2									172	28
X20 05332	3810-932-1131	STUD: CLUTCH SPIDER (27315) 20T3859	EA		6									159	43
X20 05333		TRIP ASSEMBLY, DIPPER (27315) L655-151-2	EA		1										
X20 05334		BOLT: BRAKE BAND (86403) 622111	EA		2									172	10
X20 05335	3810-214-2099	BRAKE DRUM: WINCH CLUTCH (86003) 692792	EA		1									172	17
P O 05336	2530-694-0656	BRAKE SHOE ASSEMBLY: DIPPER TRIP (74865) 1264390	EA		2	*	*	2	*	*	2	10	10	172	14
O 05337	5310-763-8911	NUT: BOOSTER BAND ADJUSTER (86403) 121634	EA		2									172	6
X20 05338		PLATE: CLUTCH (27315) 124242F1	EA		1									172	8
X20 05339	2520-734-2814	RETAINER: DRAKE SPRING (86403) 600072	EA		2									172	21
X20 05340		RING: RETAINING (86403) 597129	EA		2									172	11
X20 05341	2530-734-2815	ROD: BRAKE HAND (86403) 622119	EA		2									172	36

(1) SMR CODE INDEX NO.	(2) FEDERAL STOCK NUMBER	(3) DESCRIPTION  REFERENCE NO. & MFR. CODE      USABLE ON CODE	(4) UNIT OF ISSUE	(5) QTY UNIT OF PACK	(6) QTY INC IN UNIT	(7) 30 DAY DS MAINT ALLOWANCE			(8) 30-DAY GS MAINT ALLOWANCE			(9) 1-YR ALW PER 100 EQUIP CNTGCV	(10) DEPOT MAINT ALW PER 100 FOUIP	(11) ILLUSTRATION	
						(A)	(B)	(C)	(A)	(B)	(C)			(A)	(B)
						1-20	21-50	51-100	1-20	21-50	51-100			FIGURE NO.	ITEM NO/
X20 05342		SPACER: BRAKE (86403) 62221	EA		2									172	12
P O 05343	3815-246-7586	SPRING: BRAKE HAND (86403) 600071	EA		2	*	*	2	*	*	2	8	30	172	22
X20 05344		SPRING: BRAKE SHOE (86403) 677446	EA		1									172	23
O 05345	5310-012-0898	WASHER: BRAKE (86403) 120898	EA		2									172	7
X20 05346	2530-378-7704	WASHER: BRAKE BAND BOLT (86403) 302846	EA		2									172	15
X20 05347		WASHER: BRAKE BAND BOLT (86003) 859054	EA		2									172	9
X20 05348	3810-653-5651	TRUNNION: CLUTCH SHOE (27315) 20T6402	EA		2									159	35
X20 05349	3810-966-1995	TUBE: DIPPER TRIP TO COMPENSATOR (27315) 22043044-168	EA		1									172	29
05350	5310-951-7209	WASHER: AUXILIARY HOIST AND DIGGING BRAKE JAW ASSEMBLY (27315) 36208	EA		2									158	26
X20 05351		WASHER: AUXILIARY HOIST AND DIGGING BRAKE JAW ASSEMBLY (27315) 12347	EA		12									158	20
X20 05352		WASHER: DIPPER TRIP (27315) 365V013	EA		5									172	19
O 05353	5310-209-0715	WASHER, FLAT: DIPPER TRIP SHEAVE PIN	EA		5									171	18
O 05354	5310-262-4699	WASHER, FLAT: ENGINE CLUTCH SHAFT (60038) D10337	EA		2									149	5
O 05355	5310-350-2560	WASHER, FLAT: HOIST DRUM SHAFT CLUTCH LEVER PIN (27315) 3612V009	EA		2									159	24
05356	5310-274-46222	WASHER, FLAT: PLAT MTG (27315) 18T1539	EA		1									172	3

(1) SMR CODE INDEX NO.	(2) FEDERAL STOCK NUMBER	(3) DESCRIPTION  REFERENCE NO. & MER CODE      USABLE ON CODE	(4) UNIT OF ISSUE	(5) UNIT OF MEAS	(6) QTY INC IN UNIT	(7) 30 DAY DS MAINT ALLOWANCE			(8) 30-DAY GS MAINT ALLOWANCE			(9) 1-YR ALW PER 100 EQUIP CNTGCV	(10) DEPOT MAINT ALW PER 100 FOUIP	(11) ILLUSTRATION	
						(a)	(b)	(c)	(a)	(b)	(c)			(a)	(b)
						1-20	21-50	51-100	1-20	21-50	51-100			FIGURE NO.	ITEM NO/
H 05357	5310-195-0743	WASHER, LOCK: BOOM HOIST RETAINER PLATE SCREW (27315) 3615V010	EA		12									155	26
F 05358	5310-261-3740	WASHER, LOCK: BUMPER BLOCK MTG SCREW (27315) 3616V009	EA		2									159	19
0 05359	5310-261-7340	WASHER, LOCK: DIPPER TRIP (27315) 3616V009	EA		5									172	25
0 05360	5310-012-1574	WASHER, LOCK: DIPPER TRIP BRACKET MTG SCREW (27315) 3615V013	EA		6									171	29
0 05361	5310-010-3326	WASHER, LOCK: GUIDE BRACKET MTG SCREW (27315) 3615V015	EA		6									171	12
0 05362	5310-010-3325	WASHER, LOCK: GUIDE BRACKET MTG SCREW (27315) 3615013	EA		14									159	29
0 05363	5310-584-5272	WASHER, LOCK: GUIDE RACKET MTG SCREW (27315) 3615V011	EA		8									159	48
0 05364	5310-013-1047	WASHER, LOCK: HOIST DRUM LAGGING SCREW (27315) 361016	EA		4									156	3
0 05365	5310-013-1047	WASHER, LOCK: HOIST DRUM SHAFT CLUTCH ADJUSTING PIN (27315) 3615V016	EA		2									159	9
0 05366	5310-584-5272	WASHER, LOCK: PLATE MTG BOLT (27315) 3615v11	EA		1									172	2
0 05367	5310-909-2902	WASHER: HOIST DRUM SHAFT CLUTCH ADJUSTING PIN (27315) 3612V010	EA		2									159	10
0 05368	5310-261-7340	WASHER, LOCK: GUARD MTG SCREW (27315) 3616V009	EA		7									163	7
0 05369	5310-010-3326	WASHER, LOCK: HOIST DRUM SHAFT CLUTCH LEVER PIN (27315) 3615V015	EA		4									159	6
0 05370	5310-012-0214	WASHER, LOCK: HOIST DRUM SHAFT CLUTCH LEVER PIN (27315) 3616v08	EA		1									162	2
H 05371	5310-010-3325	WASHER LOCK: MAIN SHAFT BEARING CAP SCREW (27315) 3615V013	EA		2									154	22
H 05372	5310-010-3325	WASHER, LOCK: PLANETARY BRACKET MTG SCREW (27315) 3615013	EA		8									160	8

(1) SMR CODE INDEX NO.	(2) FEDERAL STOCK NUMBER	(3) DESCRIPTION  REFERENCE NO. & MER CODE      USABLE ON CODE	(4) UNIT OF ISSUE	(5) QTY UNIT OF PACK	(6) QTY INC IN UNIT	(7) 30 DAY DS MAINT ALLOWANCE			(8) 30-DAY GS MAINT ALLOWANCE			(9) 1-YR ALW PER 100 EQUIP CNTGCV	(10) DEPOT MAINT ALW PER 100 EQUIP	(11) ILLUSTRATION	
						(A)	(B)	(C)	(A)	(B)	(C)			(A)	(B)
						1-20	21-50	51-100	1-20	21-50	51-100			FIGURE NO.	ITEM NO/
0 05373	5310-584-5272	WASHER, LOCK: POWER TAKE-OFF THRUST WASHER SCREW (27315) 3615V011	EA		2									149	8
H 05374	5310-261-7340	WASHER, LOCK: RING MTG SCREW (27315) 3616V009	EA		8									152	18
H 05375	5310-581-5272	WASHER, LOCK: SHAFT END CAP BOLT (27315) 3615V011	EA		14									155	9
0 05376	5310-013-1047	WASHER, LOCK: SHOVEL SPROCKET HOIST DRUM BOLT (27315) 3615V016	EA		4									160	4
F 05377	5310-010-3326	WASHER, LOCK: SPIDER SCREW (27315) 3615V015	EA		2									159	6
05378		WASHER: POWER TAKE-OFF SPROCKET SHAFT (27315) 18T6313	EA		1									149	9
X20 05379	4030-374-0680	WASHER: HOIST AND DIGGING DRUM LAGGING (27315) 8T90	EA		1									160	10
X20 05380	4030-125-2999	WEDGE: HOIST DRUM LAGGING (27315) 8T87	EA		2									156	5
M 0 05381		WIRE: CHAIN HOUSING RING SCREW LOCK (27315) 017904015-24 MANUFACTURE FROM:	EA		1									161	2
P 0 05382	8135-084-8321	WIRE, STEEL (18 FT REQUIRED)	FT			SEE	GRP	9501							
X20 05383		WIRE: DUST GUARD SCREW (27315) 10-910N280	EA		1									166	2
M 0 05384		WIRE: THRUST WASHER SCREW LOCK (27315) 10-100J1620 MANUFACTURE FROM:	EA		1									149	7
P 0 05385	9505-596-1620	WIRE, STEEL (9 1/2 IN. REQUIRED)	CL			SEE	GRP	9501							
X20 05386	2520-374-0651	YOKE: HOIST DRUM SHAFT CLUTCH BAND (27315) 20T4306	EA		2	*	*	*	*	*	*	*	*	159	38

(1) SMR CODE INDEX NO.	(2) FEDERAL STOCK NUMBER	(3) DESCRIPTION  REFERENCE NO. & MFR CODE      USABLE ON CODE	(4) UNIT OF ISSUE	(5) QTY UNIT OF PACK	(6) QTY INC IN UNIT	(7) 30 DAY DS MAINT ALLOWANCE			(8) 30-DAY GS MAINT ALLOWANCE			(9) 1-YR ALW PER 100 EQUIP CNTGCV	(10) DEPOT MAINT ALW PER 100 EQUIP	(11) ILLUSTRATION		
						(A)	(B)	(C)	(A)	(B)	(C)			(A)	(B)	
						1-20	21-50	51-100	1-20	21-50	51-100			FIGURE NO.	ITEM NO/	
05387		7419 - TURNTABLE														
F 05388	5306-281-6447	BOLT EYE: SPRING ANCHOR (27315) 20H33	EA		1										170	22
X2H 05389		BOLT: PILOT BEARING BRACKET (27315) 20H1594D19	EA		4										167	11
X2H 05390		BOLT: SWING SHAFT COUPLING (27315) 20H159303	EA		6										168	17
X20 05391		BRACKT: SWING LOCK CONTROL MTG (27315) 16676EF1	EA		1										169	17
X20 05392		BOLT: SWING LOCK CONTROL MTG (27315) 0609V089	EA		2										169	18
X1 05393	3810-997-9748	BRACKET: SWING LOCK GUIDE (27315) 16N672	EA		1											
0 05394	5310-720-9532	NUT: SWING LOCK CONTROL MTG BOLT	EA		2										169	11
X20 05395		QUADRANT: SWING LOCK MTG BRACKET (27315) 29T1777	EA		1										169	16
X1 05396	3810-976-2967	SHIM: SWING LOCK (27315) 16-100J605	EA		1											
0 05397	5310-194-0743	WASHER LOCK: SWING LOCK CONTROL MTG BOLT (27315) 3615V010	EA		2										169	12
P 0 05398	3810-653-5660	BRAKE BAND ASSEMBLY SWINQ SHAFT (27315) L655-6-7 (INCLUDES COMPONENTS or KIT, STOCK No. 3810-808-9439)	EA		1	*	*	2	*	*	2	6	3		170	9
F 05399	5306-227-0620	BOLT, MACHINE: MAKE BAND ADJUSTMENT	EA		1										170	38
F 05400	5310-022-0087	NUT: BRAKE BAND ADJUSTING BOLT (27315) 2061V009	EA		2										170	11
X2E 05401		SPACER: MAKX SAND AOJUSTNNT (27315) 18P935D84	EA		1										170	10



(1) SMR CODE INDEX NO.	(2) FEDERAL STOCK NUMBER	(3) DESCRIPTION  REFERENCE NO. & MER CODE      USABLE ON CODE	(4) UNIT OF ISSUE	(5) QTY UNIT OF PACK	(6) QTY INC IN UNIT	(7) 30 DAY DS MAINT ALLOWANCE			(8) 30-DAY GS MAINT ALLOWANCE			(9) 1-YR ALW PER 100 EQUIP CNTGCV	(10) DEPOT MAINT ALW PER 100 FOUIP	(11) ILLUSTRATION	
						(a)	(b)	(c)	(a)	(b)	(c)			(a)	(b)
						1-20	21-50	51-100	1-20	21-50	51-100			FIGURE NO.	ITEM NO/
P F 05402	3810-425-7871	SPRING: BRAKE BAND ADJUSTMENT (27315) 17H49	EA		1	*	*	*	*	*	*	5	15	170	8
X2H 05403		BRAKE: DRUM: VEERTICLE DRIVE (27315) 23P261	EA		1									167	12
X2H 05404	3810-161-8552	COLLAR ASSEMBLY: CLUTCH SHIFTER (27315) 1804F1	EA		1										
H 05405	5306-174-9473	BOLT, MACHINE COLLAR (27315) 20H1592D10	EA		2									167	27
X2H 05406	3810-707-2394	CLUTCH: VERTICAL SWING SHAFT (27315) 15P834	EA		1									167	29
X2H 05407	3810-161-8252	COLLAR: CLUTCH SHIFTER (27315) 18P40	EA		1									167	13
H 05408	5310-685-1429	NUT PLAIN, HEXAGON COLLAR BOLT (27315) 2045V005	EA		2									167	15
H 05409	4730-787-4200	PLUG: SHIFTER COLLAR (27315) 24323V001	EA		3									167	2
H 05410	5310-012-0384	WASHER, LOCK: COLLAR BOLT (27315) 3615V001	EA		2									167	14
X20 05411	3810-288-3502	CONNECTING LINK (27315) 6T1069	EA		2									170	32
X20 05412	3810-294-5211	CONNECTING LINK: LEVER TO LINK (27315) 6T1350	EA		2									170	28
0 05413	4730-187-7609	COUPLING, PIPE: CONNECTOR TUBE HOSE (27315) 2408V001	EA		4									167	2
0 05414	4730-278-4293	ELBOW, PIPE: HOSE TO SHIFTER COLLAR (27315) 2416V001	EA		2									167	18
0 05415	4730-050-4208	FITTING LUBRICATION: PILOT BEARING AND SHIFTER COLLAR (96906) MS15003-1	EA		2									167	1
X20 05416	3810-887-8718	HOSE: FLEXIBLE LUBICATION LINE (27315) 330130001-029	EA		1									167	16
X20 05417	3810-887-8717	HOSE: FLEXIBLE, PILOT BEARING BRACKET (27315) 330130001018	EA		1									167	30

(1) SMR CODE INDEX NO.	(2) FEDERAL STOCK NUMBER	(3) DESCRIPTION  REFERENCE NO. & MER CODE      USABLE ON CODE	(4) UNIT OF ISSUE	(5) QTY UNIT OF PACK	(6) QTY INC IN UNIT	(7) 30 DAY DS MAINT ALLOWANCE			(8) 30-DAY GS MAINT ALLOWANCE			(9) 1-YR ALW PER 100 EQUIP CNTGCV	(10) DEPOT MAINT ALW PER 100 EQUIP	(11) ILLUSTRATION	
						(a)	(b)	(c)	(a)	(b)	(c)			(a)	(b)
						1-20	21-50	51-100	1-20	21-50	51-100			FIGURE NO.	ITEM NO/
P F 05418	3810- 808-9439	KIT: LINING SWING SHAFT (27315) 1015T59	EA		1	*	*	2	*	*	2	10	25		
X1 05419	3810-4254-8005	LINING: FRICTION (27315) 2-915N85	EA		2									170	5
X1 05420	5320-205-7332	RIVET (27315) 20H165	EA		2									170	6
X1 05421	5370-905-5156	RIVET (27315) 20H1658D3	EA		26									170	7
X20 05422		LEVER ASSEMBLY: SWING BRAKE OPERATION (27315) 6P11501	EA		1									170	6
P F 05423	3810-661-5345	BUSHING: SLEEVE (27315) 5T2118	EA		1	*	*	*	*	*	*	5	15	170	26
X1 05424		LEVER: SWING BRAKE (27315) 6P115	EA		1										
X20 05425	3810-164-9228	LINK: BAND TO ANCHOR PIN (27315) 6T1066	EA		2									170	36
X20 05426	3810-164-9229	LINK: BAND TO LEVER (27315) 6T1067	EA		4									170	33
X20 05427	3810-164-9227	LINK: LEVER TO PIN (27315) 6T1065	EA		1									170	47
X1 05428		BAR, LINK (27315) 6T1622	EA		1										
X20 05429		LOCK ASSEMBLY , SWING: CRANE (27315) LB655-1	EA		1										
X20 05430		BAR: LATCH SWING LOCK (27315) 6T1739	EA		1									169	9
X20 05431		GRIP: HANDLE (27315) 6ZB9	EA		1									169	1
X20 05432		LEVER: CLUTCH (27315) 6T1064	EA		1									169	2
X20 05433		LEVER: OPERATING (27315) 6N92	EA		1									169	21

(1) SMR CODE INDEX NO.	(2) FEDERAL STOCK NUMBER	(3) DESCRIPTION  REFERENCE NO. & MFR. CODE      USABLE ON CODE		(4) UNIT OF ISSUE	(5) QTY UNIT OF PACK	(6) QTY INC IN UNIT	(7) 30 DAY DS MAINT ALLOWANCE			(8) 30-DAY GS MAINT ALLOWANCE			(9) 1-YR ALW PER 100 EQUIP CNTGCY	(10) DEPOT MAINT ALW PER 100 EQUIP	(11) ILLUSTRATION	
							(a)	(b)	(c)	(a)	(b)	(c)			(a)	(b)
							1-20	21-50	51-100	1-20	21-50	51-100			FIGURE NO.	ITEM NO/
X20 05434	3815-980-8955	LOCK: SWING (27315) 29N348		EA		1									169	13
O 05435	5315-013-7228	PIN, COTTER: SWING LOCK (27315) 2201V49		EA		1									169	6
O 05636	5315-842-3044	PIN, COTTER: SWING LOCK LEVER PIN (27315) 2201V017		EA		4									169	3
O 05437	5315-178-9589	PIN, COTTER: SWING LOCK PIN (27315) 2201V014		EA		2									169	20
O 05438	5315-297-2444	PIN, COTTER: SWING LOCKPIN (27315) 2201V088		EA		2									169	15
O 05439	5315-297-5079	PIN , STRAIGHT, HEADLESS: SWING LOCK (27315) 19T164		EA		2									169	4
X20 05440		PIN: SWING LOCK (27315) 18F57D6p		EA		1									169	14
X20 05441		PIN: SWING LOCK (27315) 19F66D34		EA		1									169	19
P O 05442	5340-425-7903	SPRING, HELICAL: SWING LOCK (27315) 17T5		EA		1	*	*	*	*	*	*	5	15	169	5
X20 05443		WASHER: SWING LOCK (27315) 3612V001		EA		2									169	8
X20 05444		WEDGE: SWING LOCK LEVER (27315) 70T14		EA		1									169	7
X20 05445		CHAIN: SASH (27315) 70T14-2		EA		1									169	7
X1 05446		PIN: SWIN LOCK LEVER (27315) 20201V067		EA		2										
O 05447	5310-012-0376	NUT, PLAIN HEXAGON: ANCHOR EYE BOLT (27315) 2045V002		EA		2									170	21
O 05448	5310-763-8905	NUT, PLAIN :HEXAGON LINK CONNECTOR (27315) 2049V007		EA		2									170	44
O 05449	5310-762-6242	NUT, PLAIN HEXAGON: OPERATING LEVER PIN (27315) 2061V011		EA		2									170	27

(1) SMR CODE INDEX NO.	(2) FEDERAL STOCK NUMBER	(3) DESCRIPTION  REFERENCE NO. & MER CODE      USABLE ON CODE	(4) UNIT OF ISSUE	(5) QTY UNIT OF PACK	(6) QTY INC IN UNIT	(7) 30 DAY DS MAINT ALLOWANCE			(8) 30-DAY GS MAINT ALLOWANCE			(9) 1-YR ALW PER 100 EQUIP CNTGCV	(10) DEPOT MAINT ALW PER 100 FOUIP	(11) ILLUSTRATION	
						(a)	(b)	(c)	(a)	(b)	(c)			(a)	(b)
						1-20	21-50	51-100	1-20	21-50	51-100			FIGURE NO.	ITEM NO/
H 05450	5310-763 8921	NUT, PLAIN HEXAGON PILOT BEARING BRACKET BOLT (27315) 2045V008	EA		4									167	9
H 05451	5310-763-8905	NUT, PLAIN, HEXAGON SWING SHAFT COUPLIN BOLT (27315) 2045V007	EA		6									168	15
0 05452	5315-859-9854	PIN, COTTER: BRAKE BAND ANCHOR PIN (27315) 2201V067	EA		4									170	12
0 05453	5315-234-1673	PIN, COTTER: BRAKE OPERATING LEVER PIN (27315) 2201V102	EA		1									170	16
0 05454	5315-013-7228	PIN, COTTER: LINK CONNECTING PIN (27315) 2201V051	EA		12									170	14
0 05455	5315-839-5822	PIN: HYDRAULIC CYLINDER CONN(ECTION PIN (27315) 2201V033	EA		4									170	19
0 05456	5315-164-8500	PIN, LINK: CONNECTING LINK (27315) 19T2271	EA		2									170	45
X20 05457		PIN: LINK TO LINK (27315) 19F52D8	EA		2									170	29
0 05458	5315-273-7877	PIN, STRAIGHT, HEADLESS: BRAKE BAND ANCHOR (27315) 19F55D9	EA		2									170	13
0 05459	5315-273-8090	PIN, STRAIGHT, HEADLESS: CONNECTING LINK PIN (27315) 19F52D16	EA		2									170	15
0 056160	5315-273-8088	PIN, STRAIGHT, HEADLESS: CYLINDER TO LEVER (27315) 195007	EA		1									170	23
0 05461	5315-703-6309	PIN, STRAIGHT, HEADLESS: HYDRAULIC CYLINDERCONNECTION (27315) P9F50D9	EA		1									170	2
0 05662	5315-251-6123	PIN, STRAIGHT, ADLESS: LINK TO LINK (27315) 19F52D14	EA		1									170	30
0 05463	5315-273-7847	PIN, STRAIGKT, THREAD: -BRAKE LEVER HINGE PIN (27315) 19T2698	EA		1									170	18
X20 05464	3810-898-4089	PIN, SWING BRAKE: BAND ANCNOR (27315) 19T2699	EA		1									170	42
X20 05465	3815-425-7912	PLATE: ANCHOR PIN LOCK BAR (27315) 18T11	EA		1									170	41

(1) SMR CODE INDEX NO.	(2) FEDERAL STOCK NUMBER	(3) DESCRIPTION  REFERENCE NO. & MER CODE      USABLE ON CODE	(4) UNIT OF ISSUE	(5) QTY UNIT OF PACK	(6) QTY INC IN UNIT	(7) 30 DAY DS MAINT ALLOWANCE			(8) 30-DAY GS MAINT ALLOWANCE			(9) 1-YR ALW PER 100 EQUIP CNTGCY	(10) DEPOT MAINT ALW PER 100 EQUIP	(11) ILLUSTRATION	
						(a)	(b)	(c)	(a)	(b)	(c)			(a)	(b)
						1-20	21-50	51-100	1-20	21-50	51-100			FIGURE NO.	ITEM NO/
X2H 05466	3810-325-3862	PLATE: SWING SHAFT (27315) 18T4670	EA		1									167	5
0 05467	5305-637-4610	SCREW, CAP HEXAGON: BAND ANCHOR PIN (27315) 0626V111	EA		1									170	34
0 05468	5305-012-2408	SCREW, CAP HEXAGON: BAND ANCHOR PIN KEEPER PLATE (27315) 0626V077	EA		2									170	39
F 05469	5305-022-5638	SCREW, CAP HEXAGON: SWING LOCK PLATE  (27315) 20T5464D14	EA		4									167	6
X2H 05470	3810-835-8432	SHAFT ASSEMBLY: IDLER (27315) L6557-7	EA		1										
P H 05471	3110-155-6421	BEARING: IDLER SHAFT (27315) 25T820D12	EA		2				*	*	2	8	20	166	6
X2H 05472		BOLT: RETAINER PLATE (27315) 0626V130	EA		2									166	10
0 05473	4730-186-3024	BUSHING, PIPE: FITTING IDLER SHART (27315) 2401V001	EA		1									166	12
0 05474	4730-050-4208	FITTING, LUBRICATION: IDLER SHAFT (27315) 16108L	EA		1									166	11
X2H 05475	3810-992-1714	GEAR: SPUR (27315) 1P931C1	EA		1									166	5
X20 05476		GUARD: DUST (27315) 14P420	EA		1	SEE	GRP	7416							
X2H 05477	3810-164-8502	PLATE: IDLER( SHAFT (27315) 18T3019	EA		1									166	4
X2H 05478		PLATE: RETAINER (27315) 18T20	EA		1									166	8
0 05479	5305-022-8017	SCREW: DUST GUARD (27315) 20T539	EA		2	SEE	GRP	7416							
X2H 05480		SHAFT: IDLER GEAR (27315) 10P1083	EA		1									166	7
H 05481	5310-010-3326	WASHER, LOCK: RETAINER PLATE SCREW (27315) 3615V015	EA		2									166	9

(1) SMR CODE INDEX NO.	(2) FEDERAL STOCK NUMBER	(3) DESCRIPTION  REFERENCE NO. & MER CODE      USABLE ON CODE	(4) UNIT OF ISSUE	(5) QTY UNIT OF PACK	(6) QTY INC IN UNIT	(7) 30 DAY DS MAINT ALLOWANCE			(8) 30-DAY GS MAINT ALLOWANCE			(9) 1-YR ALW PER 100 EQUIP CNTGCY	(10) DEPOT MAINT ALW PER 100 FOUIP	(11) ILLUSTRATION		
						(a)	(b)	(c)	(a)	(b)	(c)			(a)	(b)	
						1-20	21-50	51-100	1-20	21-50	51-100			FIGURE NO.	ITEM NO/	
X20 05482		WIRE: DUST GUARD SCREW (27315) 10-910N280	EA		1	SEE GRP 7416										
X2H		SHAFT ASSEMBLY: SWING INTERMEDIATE (27315) L655-15-7	EA		1											
P H 05484	3110-275-0293	BEARING: GEAR (27315) 25Z261D5	EA		1				*	*	*	5	10	168	5	
X1 05485	3110-100-0663	CONE: BEARING (60038) 634	EA		1											
X1 05486	3110-143-7562	CUP: BEARING (60038) 632D	EA		1											
O 05487	4730-186-3024	BUSHING: FITTING, VERTICAL INTERNEDUATE SHAFT (27315) 2401V001	EA		1									168	14	
X2H 05488	3810-214-2089	CAP: BEARING RETAINER (27315) 20P231	EA		1									168	12	
O 05489	4735-050-4208	FITTING, LUBRICATION: VERTTICAL INTERMEDIATE SHAFT (96906) MS15003-1	EA		1									168	13	
X2H 05490	3810-294-9631	GEAR: BEVEL (27315) 2P243	EA		1									168	2	
X2H 05491	3810-593-6650	GEAR SHAFT: BEVEL (27315) 10P1088C1F2	EA		1											
P H 05492	3110-155 6614	BEARING: INNER BEARING (29883) A5212	EA		1				*	*	*	5	10	168	1	
X2H 05493	3810-425-7927	COLLAR: SHAFT (27315) 18T3177	EA		1									168	4	
X2H 05494	3810-999-9978	SHAFT: PINION (27315) 10P1088C1	EA		1									168	3	
H 05495	5310-18-4399	NUT SLOTTED, HEXAGON: SHAFT (27315) 20Z24	EA		1									168	7	
H 05496	5315-846-4297	PIN, COTTER: SHAFT AND PINION (27315) 2201V120	EA		1									168	9	
H 05497	5315-842-3044	PIN, COTTER: VERTICAL INTERNEDUATE SHAFT PIN (27315) 2201V017	EA		1									168	11	

(1) SMR CODE INDEX NO.	(2) FEDERAL STOCK NUMBER	(3) DESCRIPTION  REFERENCE NO. & MER CODE      USABLE ON CODE	(4) UNIT OF ISSUE	(5) QTY UNIT OF PACK	(6) QTY INC IN UNIT	(7) 30 DAY DS MAINT ALLOWANCE			(8) 30-DAY GS MAINT ALLOWANCE			(9) 1-YR ALW PER 100 EQUIP CNTGCV	(10) DEPOT MAINT ALW PER 100 FOUIP	(11) ILLUSTRATION	
						(a)	(b)	(c)	(a)	(b)	(c)			(a)	(b)
						1-20	21-50	51-100	1-20	21-50	51-100			FIGURE NO.	ITEM NO/
H 05498	5315-272-6803	PIN, STRAIGHT, HEADLESS: VERTICAL SHAFT (27315) 19T2508	EA		1									168	10
X2H 05499		RETAINER: SWING SHAFT BEARING (27315) 25P733	EA		1									168	8
H 05500	5310-220-6574	WASHER, FLAT: SHAFT (27315) 18Z222	EA		1									168	6
X2H 05501		SHAFT ASSEMBLY: VERTICAL SWING (27315) L655-2-7	EA		1										
X2H 05502	3810 992-1715	GEAR ASSEMBLY (27315) IN394F1	EA		1										
P H 05503	3810-661-3866	BEARING SLEVE (27315) 5T2108	EA		1				*	*	*	5	10	167	26
O 05504	4730-187-7609	COUPLING, PIPE: FITTING GEAR (27315) 2408V001	EA		1									167	2
O 05505	4730-050-4208	FITTING, LUBRICATION: GEAR (96906) MS15003-1	EA		1									167	1
X2H 05506	3810-999-6994	GEAR: FEMALE CLUTCH (27315) IN394	EA		1									167	19
X2H 05507		PLATE: SUPPORT (27315) 29T1663	EA		1										
X2H 05508	3810-270-3516	GEAR: SPUR (27315) 1P870	EA		1									167	22
M H 05509		LINE ASSEMBLY: LUBRICATION (27315) 18T4548 MANUFACTURE FROM:	EA		1									167	20
X2H 05510		INVERTED NUT: LINE ASSEMBLY (27315) 44Z202D4	EA		2										
P H 05511	4710-277-5526	TUBE: COPPER (8 ¼ IN. REQUIRED) (22382) 58076	EA			SEE	GRP	75901							
X2H 05512	3810-707-2387	SHAFT ASSEMBLY, SWING VERTICLE SWING MACHINERY (27315) 1ON76F1	EA		1										
X2H 05513		KEY: SHAFT (27315) 20H1439D5	EA		2									167	25

(1) SMR CODE INDEX NO.	(2) FEDERAL STOCK NUMBER	(3) DESCRIPTION  REFERENCE NO. & MFR CODE      USABLE ON CODE	(4) UNIT OF ISSUE	(5) QTY UNIT OF PACK	(6) QTY INC IN UNIT	(7) 30 DAY DS MAINT ALLOWANCE			(8) 30-DAY GS MAINT ALLOWANCE			(9) 1-YR ALW PER 100 EQUIP CNTGCY	(10) DEPOT MAINT ALW PER 100 FOUIP	(11) ILLUSTRATION	
						(a)	(b)	(c)	(a)	(b)	(c)			(a)	(b)
						1-20	21-50	51-100	1-20	21-50	51-100			FIGURE NO.	ITEM NO/
X2H 05514	3810-707-2387	SHAFT: VERTICAL SWNG MACNINERY (27315) 10N176	EA		1									167	2
H 05515	5310-164-9077	WASHER: GEAR RETAINING (27315) 18T3592	EA		1									167	23
X2H 05516		WIRE: TIE (27315) 5-910±0.N285	EA		1									167	24
H 05517	5310-010-3325	WASHER, LOCK: SHAFT COUPLING BOLT (27315) 3651V013	EA		6									168	16
P H 05518	3810-425-8039	SHIM: PILOT BEARING (27315) 20T3829	EA		4				*	2	2	16	60	167	8
X20 05519		SPACER: CONNECTING LINK PIN (27315) 1P33D20	EA		2									170	9
X20 05520		SPACER: LINK CONNECTING PIN (27315) 18933D52	EA		2									170	43
X20 05521	3810-697-4882	SPRING, HELICAL: LEVER RETURN (27315) 17H106	EA		1									170	24
X2H 05522		STAND ASSEMBLY: PILOT BEARING (27315) 25N251F1	EA		1										
P H 05523	3810-304-7434	BEARING: SLEEVE (27315) 5T1783	EA		1				*	*	*	5	10	167	4
X2H 05524		STAND: PILOT BEARING (27315) 25N241	EA		1									167	3
X2F 05525		SUPPORT ASSEMBLY: SWING BRAKE (27315) 916T2	EA		1									170	2
X2f 05526		BOLT: SWING BRAKE BAND SUPPORT (27315) 0609V055	EA		2									170	1
F 09527	5310-012-0377	NUT, HEXAGON: SWING BRAKE BAND SUPPORT BOLT (27315) 2045V003	EA		2									170	4
X1 00529		SUPPORT: SWING BRAKE BAND (27315) 16T11271	EA		1										



(1) SMR CODE INDEX NO.	(2) FEDERAL STOCK NUMBER	(3) DESCRIPTION  REFERENCE NO. & MER CODE      USABLE ON CODE	(4) UNIT OF ISSUE	(5) QTY UNIT OF PACK	(6) QTY INC IN UNIT	(7) 30 DAY DS MAINT ALLOWANCE			(8) 30-DAY GS MAINT ALLOWANCE			(9) 1-YR ALW PER 100 EQUIP CNTGCV	(10) DEPOT MAINT ALW PER 100 FOUIP	(11) ILLUSTRATION	
						(a)	(b)	(c)	(a)	(b)	(c)			(a)	(b)
						1-20	21-50	51-100	1-20	21-50	51-100			FIGURE NO.	ITEM NO/
F 05530	5310-012-0312	WASHER, LOCK: SPRING BRAKE BAND SUPPORT BOLT (27315) 3616V009	EA		2									170	3
0 05531	5310-013-1006	WASHER: BAND ANCHOR PIN	EA		1									170	37
0 05532	5310-951-7209	WASHER: BRAKE BAND ANCHOR (27315) 3612V008	EA		8									170	31
0 05533	5310-017-2811	WASHER, FLAT: BRAKE OPERATING LEVER	EA		1									170	17
0 05534	5310-012-1574	WASHER, LOCK: BAND ANCHOR PIN (27315) 3615V013	EA		1									170	35
0 05535	5310 584-5272	WASHER, LOCK: BAND ANCHOR PIN KEEPER PLATE SCREW (27315) 3615V011	EA		2									170	40
H 05536	5310-010-3326	WASHER, LOCK: PILOT BEARING BRACKET BOLT (27315) 3615V015	EA		4									167	10
X2F 05537		WIRE: VERTICAL SWING SHAFT PLATE SCREW (27315) 17-910N285	EA		1									167	7
05538		7420 - MACHINERY GEAR CASE OR FRAME													
X20 05539		COVER ASSEMBLY: CENTER BEARING (27315) 14N643F1	EA		1										
X20 05540	2520-272-7965	BREATHING: TRANSMISSION (00736) A14132	EA		1									146	11
X20 05541		COVER: CENTER BEARING (27315) 14N643	EA		1									146	8
X20 05542		COVER: CENTER BEARING ACCESS (27315) 14T446	EA		1									146	12
X20 05543	5330-585-5634	FELT: ACCESS COVER (27315) 3-14T446	EA		1									146	9
0 05544	5310-763-8921	NUT, PLAIN HEXAGON: BEARING COVER SCREW (27315) 2045V008	EA		4									146	39
0 05545	5305-268-6550	SCREW, CAP, HEXAGON: BEARING COVER (27315) 0609V207	EA		4									146	13

(1) SMR CODE INDEX NO.	(2) FEDERAL STOCK NUMBER	(3) DESCRIPTION  REFERENCE NO. & MER CODE      USABLE ON CODE	(4) UNIT OF ISSUE	(5) QTY UNIT OF PACK	(6) QTY INC IN UNIT	(7) 30 DAY DS MAINT ALLOWANCE			(8) 30-DAY GS MAINT ALLOWANCE			(9) 1-YR ALW PER 100 EQUIP CNTGCV	(10) DEPOT MAINT ALW PER 100 EQUIP	(11) ILLUSTRATION	
						(a)	(b)	(c)	(a)	(b)	(c)			(a)	(b)
						1-20	21-50	51-100	1-20	21-50	51-100			FIGURE NO.	ITEM NO/
0 05546	5305-253-1435	THUMBSCREW: COVER (27315) 20H1687D10	EA		6									146	10
0 05547	5310-013-1146	WASHER, LOCK: BEARING COVER SCREW (27315) 3616V015	EA		4									146	14
X20 05548	3810-066-1184	GASKET: FRONT CENTER BEARING SUPPORT (27315) 20P542D1	EA		1									146	15
X20 05549	3810-066-1190	GASKET: REAR CENTER BEARING SUPPORT (27315) 20P542D2	EA		1									146	7
05550		7421 - INDEPENDENT OR PRECISION BOOM HOIST													
X20 05551	3810-066-2443	BEARING: OUTBOARD, PLANETARY BRAKE (27315) 25P605	EA		1									179	15
X20 05552		BOLT: OUTBOARD BEARING MTG (27315) 20H1595D5	EA		4									179	16
X20 05553		BRAKE ASSEMBLY: BOOM HOIST (27315) L655-35-1	EA		1										
X20 05554	3810-214-2092	ADJUSTER: BRAKE BAND (27315) 20T3825	EA		1									173	23
0 05555	5306-019-1850	BOLT, MACHINE: BRAKE HAND ADJUSTER (27315) 061OV72	EA		2									173	6
P 0 05556	3810-640-3843	BRAKE BAND ASSEMBLY: BOOM HOIST (27315) L655-39-7 (INCLUDES COMPONENTS OF KIT, STOCK No. 3810-808-9438)	EA		1	*	*	*	*	*	*	2	3	173	4
X1 05557		BRAKE BAND: BOOM HOIST (27315) 15N354	EA		1										
X20 05558		LEVER: HYDRAULIC BRAKE (27315) 15T743	EA		4									173	5
X20 05559	3810-352-4790	LINK: PLANETARY BRAKE (27315) 11T728	EA		4									173	30
0 05560	5310-022-0071	NUT, PLAIN, HEXAGON: MAKE ASSEMBLY (27315) 2045V003	EA		2									173	12

(1) SMR CODE INDEX NO.	(2) FEDERAL STOCK NUMBER	(3) DESCRIPTION  REFERENCE NO. & MER CODE      USABLE ON CODE	(4) UNIT OF ISSUE	(5) QTY UNIT OF PACK	(6) QTY INC IN UNIT	(7) 30 DAY DS MAINT ALLOWANCE			(8) 30-DAY GS MAINT ALLOWANCE			(9) 1-YR ALW PER 100 EQUIP CNTGCY	(10) DEPOT MAINT ALW PER 100 FOUIP	(11) ILLUSTRATION	
						(a)	(b)	(c)	(a)	(b)	(c)			(a)	(b)
						1-20	21-50	51-100	1-20	21-50	51-100			FIGURE NO.	ITEM NO/
0 05561	5310-763-8905	NUT, PLAIN, HEXAGON: BRAKE BAND ADJUSTER NUT (27315) 2049V007	EA		1									173	25
X20 05562		NUT: THIMBLE (27315) 249V005	EA		2									173	33
X20 05563	5905-975-4328	NUT: TRUNNION BOLT (27315) 2065V007	EA		3									173	24
X20 05564	3810-352-4807	PLATE: BOOM HOIST BRAKE CYLINDER (27315) 18T3296C3	EA		2									173	9
X20 05565	3810-164-2565	PLATE: END (27315) 18T3325	EA		2									173	8
0 05566	5305-292-6429	SCREW, CAP, WAGON: TRUNNION (27315) 20T3744C1	EA		1									173	14
X20 05567	3810-425-7943	SEAT: BOOM HOIST BRAKE (27315) 18T3327C1	EA		1									173	22
X20 05568	3810-374-0644	SEAT, SPRING: LEVER BOLT (27315) 18T3326C1	EA		1									173	19
X20 05569		SPACER: PIPE (27315) 18P943D2	EA		1									173	31
X20 05570	3810-425-7935	SPACER: WHEEL CYLINDER END PLATE (27315) 18931D160	EA		1									173	20
P 0 05571	5340-525-7889	SPRING: BOOM HOIST BRAKE LEVER (27315) 17T224	EA		1	*	*	*	*	*	*	5	15	173	21
P 0 05572	3810-209-8659	SPRING: TRUNNION SCREW (27315) 17T244	EA		2	2	2	2	2	2	2	24	80	173	18
0 05573	5307-164-9078	STUD: LEVER (27315) 20T3742	EA		2									173	15
X20 05574	3810-164-8493	THIMBLE: WHEEL CYLINDER END PLATE (27315) 18T3226	EA		2									173	7
X20 05575	3810-374-0640	TRUNNION: BOOM HOIST BRAKE UPPER LEVER (27315) 183321	EA		2									173	16
x20 05576	3810-374-0641	TRUNNION: BRAKE LEVER (27315) 18T3322	EA		1									173	34

(1) SMR CODE INDEX NO.	(2) FEDERAL STOCK NUMBER	(3) DESCRIPTION  REFERENCE NO. & MER CODE      USABLE ON CODE	(4) UNIT OF ISSUE	(5) QTY UNIT OF PACK	(6) QTY INC IN UNIT	(7) 30 DAY DS MAINT ALLOWANCE			(8) 30-DAY GS MAINT ALLOWANCE			(9) 1-YR ALW PER 100 EQUIP CNTGCV	(10) DEPOT MAINT ALW PER 100 EQUIP	(11) ILLUSTRATION	
						(a)	(b)	(c)	(a)	(b)	(c)			(a)	(b)
						1-20	21-50	51-100	1-20	21-50	51-100			FIGURE NO.	ITEM NO/
X20 05577	3815-374-0643	TRUNNION: BRAKE LEVER (27315) 18T3324	EA		1									173	17
X20 05578	3810-374-0642	TRUNNION: BRAKE PISTON LEVER (27315) 18T3323	EA		2									173	13
0 05579	5310-261-7340	WASHER, LOCK: BRAKE ASSEMBLY (27315) 3616V009	EA		2									173	11
P O 05580	3810-653-5650	BRAKE BAND ASSEMBLY: PLANETARY BOOM HOIST HYDRAULIC (27315) L655-447 (INCLUDES COMPON(NTS or KIT, STOCK No. 3810-808-9434)	EA		1	*	*	*	*	1	*	2	3	174	11
X1 05581		BRAKE BAND (27315) 15N353	EA		1										
X2H 05582		DRUM ASSEMBLY, CABLE: BOOM HOIST (27319) 23J206F1	EA		1										
X2H 05583		DRUM, CABLE: BOOM HOIST (27315) 23J206	EA		1									155	20
F 05584	4730-186-3024	BUSHING, PIPE: FITTING (27315) 2401V001	EA		1									155	19
0 05585	4730-050-4208	FITTING, LUBRICATION: CABLE DRUM (96906) MS15003-1	EA		1									155	18
H 05586	4730-187-4200	PLUG: CABLE DRUM FITTING (27315) 2423V001	EA		1									155	21
X20 05587		BRACKET: BRAKE MTG (27315) 25N280	EA		1									179	5
P H 05588	3110-100-3638	CONE AND ROLLERS: HOIST AND DIGGING DRUM SHAFT (60038) 65450	EA		2				*	*	2	8	20	155	15
P H 05589	3110-100-0605	CUP: BEARING (60038) 64700	EA		2				*	*	2	8	20		
0 05590	4730-4208	FITTING, LUBRICATION: PLANETARY PINION SHART (96906) MS15003-1	EA		2									155	18
X2H 05591	3810-204-0344	GEAR: PLANETARY, BOOM HOIST DRUM ASSEMBLY (27315) 1P876C1	EA		1									155	14
X2H 05592	3810-270-3574	GEAR: SPUR HOIST DRUM (27315) IT464F1	EA		2										

(1) SMR CODE INDEX NO.	(2) FEDERAL STOCK NUMBER	(3) DESCRIPTION  REFERENCE NO. & MER CODE      USABLE ON CODE	(4) UNIT OF ISSUE	(5) QTY UNIT OF PACK	(6) QTY INC IN UNIT	(7) 30 DAY DS MAINT ALLOWANCE			(8) 30-DAY GS MAINT ALLOWANCE			(9) 1-YR ALW PER 100 EQUIP CNTGCV	(10) DEPOT MAINT ALW PER 100 FOUIP	(11) ILLUSTRATION	
						(a)	(b)	(c)	(a)	(b)	(c)			(a)	(b)
						1-20	21-50	51-100	1-20	21-50	51-100			FIGURE NO.	ITEM NO/
P H 05593	3810-585-5618	BUSHING, SLEEVE: GEAR (27315) 5T1920C1	EA		2				*	*	2	8	20	155	40
X2H 05594		GEAR: SPUR (27315) 1T464	EA		2									155	41
P F 05595	3810-808-9348	KIT: LINING BOOM HOIST (27315) 1015T8	EA		1	*	*	2	*	*	2	10	25		
X1 05596	3810-331-7516	LINING: BRAKE BAND (27315) 2-915P192	EA		1									173	2
X1 05597	5320-205-7323	RIVET (27315) 20H1658D	EA		10									173	3
X1 05598	5320-286-8097	RIVET (27315) 20H1658D2	EA		31									173	1
P F 05599	3810-808-9434	KIT: LINING PLANITANY BOOM HOIST (27315) 1015T5-2	EA		1	*	*	*	*	*	*	10	25		
X1 05600	3810-640-4375	LINING: MAKE BAND (27315) 15T902	EA		6									174	2
X1 05601	5320-205-7323	RIVET: BRAKE BAND (27315) 20H16D	EA		8									174	4
X1 05602	5320-286-8097	RIVET: BRAKE BAND (27315) 20H165802	EA		47									174	3
X20 05603	3810-352-4790	LINK: PLANETARY BRAKE (27315) 11T728	EA		2									174	22
0 05604	5310-022-0087	NUT, PLAIN HEXAGON: BRAKE MTG BOLT (27315) 2045V009	EA		4									179	18
H 05605	5310-021-8506	NUT, SLOTTED, HEXAGON: PLANETARY PINION SHAFT (27315) 20T1861	EA		2									155	43
0 05606	5315-026-3008	PIN: BOOM HOIST BRAKE BAND (27315) 19T2241	EA		4									173	26
0 05607	5315-899-2862	PIN: BOOM HIOST BRAKE BAND (27315) 19F7D10	EA		2									173	29
0 05608	5315-013-7228	PIN: BOOM HOIST BRAKE BAND ADJUSTING PIN (27315) 2201V051	EA		4									173	27

(1) SMR CODE INDEX NO.	(2) FEDERAL STOCK NUMBER	(3) DESCRIPTION  REFERENCE NO. & MER CODE      USABLE ON CODE	(4) UNIT OF ISSUE	(5) QTY UNIT OF PACK	(6) QTY INC IN UNIT	(7) 30 DAY DS MAINT ALLOWANCE			(8) 30-DAY GS MAINT ALLOWANCE			(9) 1-YR ALW PER 100 EQUIP CNTGCV	(10) DEPOT MAINT ALW PER 100 EQUIP	(11) ILLUSTRATION	
						(a)	(b)	(c)	(a)	(b)	(c)			(a)	(b)
						1-20	21-50	51-100	1-20	21-50	51-100			FIGURE NO.	ITEM NO/
0 05609	5315-200-4545	PIN: BOOM HOIST BRAKE BAND PIN (27315) 2201V055	EA		4									173	32
0 05610	5315-297-2444	PIN, COTTER: BOOM HOIST BRAKE BAND PIN (27315) 2201V083	EA		4									173	28
H 05611	5315-010-3425	PIN, COTTER: PLANETARY PINION SHAFT (27315) 2201V090	EA		2									155	44
0 05612	5315-754-1844	PIN: HYDRAULIC BRAKE BAND CONNECTIONG LINK PIN (27315) 2201V065	EA		4									174	23
X2H 05613	3810-860-7119	PIN: PLANTARY PINION (27315) 19T2703F1	EA		2									155	
H 05614	5315-909-2893	KEY: PLANETARY SHAFT (27315) 20H1415D12	EA		1									155	37
H 05615	5306-393-3151	PIN BOLT, SHOLDER: PLANETARY SHAFT (27315) 19T2703	EA		1									155	38
0 05616	5315-893-7266	PIN, STRAIGHT, HEADLESS: BRAKE BAND ANCHOR (27315) 19F66D25	EA		2									179	3
0 05617	5315-247-9899	PIN, STRAIGHT, WEAESS CONNECTING LINK TO HYDRAULIC BRAKE BAND (27315) 19F54D9	EA		2									174	21
X2H 05618		PLATE: BOOM HOIST DRUM (27315) 18T4943	EA		1									155	22
H 05619	5305-527-4193	SCREW, CAP, HEXAGON: PLATE TO BOOM HOIST DRUM (27315) 1626V078	EA		6									155	23
P H 05620	3810-393-3148	SLEEVE: SLEEVE (27315) 18T4282	EA		1				*	*	*	5	10	155	13
X20 05621		SPACER: *BAND ANCHOR PIN (27315) 1843D72	EA		1									179	4
X2H 05622	3810-590-5508	SPACER: BOOM HOIST DRUM (27315) 18T4283	EA		1									155	16
X2H 05623		SPIDER ASSEMBLY: PLANETARY 127315) 13P397F1	EA		1										
P H 05624	3810-288-1076	BEARING: SLEEVE (27315) 5T1919	EA		1				*	*	*	5	10	155	39

(1) SMR CODE INDEX NO.	(2) FEDERAL STOCK NUMBER	(3) DESCRIPTION  REFERENCE NO. & MER CODE      USABLE ON CODE	(4) UNIT OF ISSUE	(5) QTY UNIT OF PACK	(6) QTY INC IN UNIT	(7) 30 DAY DS MAINT ALLOWANCE			(8) 30-DAY GS MAINT ALLOWANCE			(9) 1-YR ALW PER 100 EQUIP CNTGCV	(10) DEPOT MAINT ALW PER 100 EQUIP	(11) ILLUSTRATION	
						(a)	(b)	(c)	(a)	(b)	(c)			(a)	(b)
						1-20	21-50	51-100	1-20	21-50	51-100			FIGURE NO.	ITEM NO/
F 05625	4730 186-3024	BUSHING, PIPE: FITTING (27315) 2410V001	EA		1									155	19
F 05626	4730-050-4208	FITTING, LUBRICATION: SPIDER (96906) MS15003-1	EA		2									155	18
X2H 05627		SPIDER: PLANTARY (27315) 13P398	EA		1									155	12
O 05628	5310-013-1047	WASHER, FLAT: BRAKE MTG BOLT (27315) 3615016	EA		4									179	17
H 05629	5310-017-2756	WASHER, FLAT: PLANETARY PINION SHAFT (27315) 361AV013	EA		2									155	42
H 05630	5310-584-5272	WASHER, LOCK: PLATE TO BOOM HOIST DRUM (27315) 3615V011	EA		6									155	9
X2F 05631	4030-126-4316	WEDGE: WIRE ROPE SOCKET CABLE ANCHOR (27315) 8T97C1	EA		1									155	17
05632		7422 - MACHINERY MECHANISM CONTROLS													
X20 05633	3810 -802-6911	BRACKET: BAND ANCHOR (27315) 29P1112	EA		1									157	4
X20 05634		BRACKET: AND SUPPORT (27315) 29P917	EA		1									157	19
X20 05635		BRACKET: BAND SUPPORT (27315) 29T1656	EA		3									157	1
X20 05636		BRACKET: LATCH PIN (27315) 16N426	EA		1									177	10
X20 05637		BRACKET: LATCH PIN (27315) L255-35-9	EA		1										
P 0 05638	2530-463-7814	CYLINDER ASSEMBLY: HYDRAULIC BRAKE, WHEEL, PLANETARY (63777) FC650A	EA		1	SEE	CRP	4307							
X20 05639		LEVER ASSEMBLY: HYDRAULIC, BOOM HOIST (27315) L255-131-2	EA		1									174	19
X20 05640		LEVER (27315) 6P757	EA		2										

(1) SMR CODE INDEX NO.	(2) FEDERAL STOCK NUMBER	(3) DESCRIPTION  REFERENCE NO. & MER CODE      USABLE ON CODE	(4) UNIT OF ISSUE	(5) QTY UNIT OF PACK	(6) QTY INC IN UNIT	(7) 30 DAY DS MAINT ALLOWANCE			(8) 30-DAY GS MAINT ALLOWANCE			(9) 1-YR ALW PER 100 EQUIP CNTGCV	(10) DEPOT MAINT ALW PER 100 EQUIP	(11) ILLUSTRATION		
						(a)	(b)	(c)	(a)	(b)	(c)			(a)	(b)	
						1-20	21-50	51-100	1-20	21-50	51-100			FIGURE NO.	ITEM NO/	
X1 05641	5320-010-7563	RIVET: BRAKE (27315) 2513V121	EA		2											
X1 05642	3810-897-9033	TRUNNION: BRAKE PISTON LEVER (27315) 18T3227	EA		1											
X1 05643		TRUNNION: BRAKE PISTON LEVER (27315) 18T3606C1	EA		1											
X1 05644	3815-374-0643	TRUNNION LEVER (27315) 18T3224	EA		2											
X20 05645		LEVER ASSEMBLY: HYDRAULIC WHEEL CYLINDER (27315) L255-131-7	EA		1									174		12
X20 05646		LEVER: HYDRAULIC WHEEL CYLINDER (27315) 6P757	EA		2											
X1 05647	5320-010-7563	RIVET: LEVER ASSEMBLY (27315) 2513V121	EA		2											
X1 05648		SPACER: BRAKE LEVER (27315) 18T3224	EA		2											
X1 05649		SPIDER: BRAKE PISTON LEVER (27315) 19T3606	EA		1											
X1 05650	3810-897-9033	TRUNION: BRAKE PISTON LEVER (27315) 18T3227	EA		1											
0 05651	5310-763-8905	NUT, PLAIN HEXAGQN: BRAKE LEVER SCREW (27315) 2049V007	EA		1									174		18
0 05652	5310-022-0071	NUT, PLAIN, HEXAGON: CENTEITING PLATE SCREW	EA		2									174		17
0 05653	5310-655-9371	NUT, PLAIN, HEXAGON: LEVER STUD (27315) 2049V005	EA		2									174		10
X20 05654	3810-164-8496	PLATE: CENTERING (27315) 18T3296C2	EA		2									174		5
X20 05655	2530-164-9071	PLATE: CYLINDER HEAD (27315) 18T3230	EA		2									174		9
0 05656	5305-292-6429	SCREW, CAP, HEXAGON HEAD: BRAKE LEVER (27315) 20T3744C1	EA		1									174		9



(1) SMR CODE INDEX NO.	(2) FEDERAL STOCK NUMBER	(3) DESCRIPTION  REFERENCE NO. & MER CODE      USABLE ON CODE	(4) UNIT OF ISSUE	(5) QTY UNIT OF PACK	(6) QTY INC IN UNIT	(7) 30 DAY DS MAINT ALLOWANCE			(8) 30-DAY GS MAINT ALLOWANCE			(9) 1-YR ALW PER 100 EQUIP CNTGCY	(10) DEPOT MAINT ALW PER 100 EQUIP	(11) ILLUSTRATION	
						(a)	(b)	(c)	(a)	(b)	(c)			(a)	(b)
						1-20	21-50	51-100	1-20	21-50	51-100			FIGURE NO.	ITEM NO/
0 05657	5305-019-2406	SCREW, CAP, HEXAGON HEAD: CENTERING PLATE (27315) 0610V070	EA		2									174	14
X20 05658		SPACER: WHEEL CYLINDER (27315) 18T3233	EA		1									174	6
X20 05659		SPACER: WHEEL CYLINDER (27315) 18T3801	EA		2									174	8
P 0 05660	3810-209-8659	SPRING: BRAKE LEVER SCREW (27315) 17T244 (INITIALLY SHOWN AS INDEX NO. 05572)	EA		2	*	*	2	*	*	2	8	30	174	20
P 0 05661	3810-598-7056	SPRING, HELICAL: BRAKE LEVER (27315) 17T205	EA		1	*	2	2	*	2	2	12	30	174	15
0 05662	5307-164-9078	STUD: LEVER (27315) 20T3742	EA		2									174	11
X20 05663	3810-164-8493	THIMBLE: WHEEL CYLINDER END PLATE (27315) 18T3226	EA		2									174	13
0 05664	5310-261-6340	WASHER, LOCK: CENTERING PLATE SCREW (27315) 3616V009	EA		2									174	16
X20 05665	5340-425-8236	CLEVIS: SWING PROPEL LEVERS (27315) 6T5F1	EA		2										
P 0 05666	3810-288-1885	WIRING, SLEEVE (27315) 5T17 (INITIALLY SHOWN AS INDEX NO. 02752)	EA		4	*	*	2	*	*	2	10	30	178	23
X1 05667	5340-425-8236	CLEVIS (27315) 6T5	EA		2									179	22
X20 05668		CLIP: CONTROL CABLE (27315) 32T281	EA		1									179	13
X20 05669		COLLAR: PAWL. ANCHOR SHAFT (27315) 18H175F1	EA		1										
X20 05670		BRACKET ASSEMBLY (WELDMENT) (27315) 29P157F1	EA		2										
P 0 05671	3810-287-7156	BEARING, SLEEVE (27315) 5T1216	EA		2	*	*	2	*	*	2	8	20	175	14

(1) SMR CODE INDEX NO.	(2) FEDERAL STOCK NUMBER	(3) DESCRIPTION  REFERENCE NO. & MER CODE      USABLE ON CODE	(4) UNIT OF ISSUE	(5) QTY UNIT OF PACK	(6) QTY INC IN UNIT	(7) 30 DAY DS MAINT ALLOWANCE			(8) 30-DAY GS MAINT ALLOWANCE			(9) 1-YR ALW PER 100 EQUIP CNTGCY	(10) DEPOT MAINT ALW PER 100 FOUUP	(11) ILLUSTRATION	
						(a)	(b)	(c)	(a)	(b)	(c)			(a)	(b)
						1-20	21-50	51-100	1-20	21-50	51-100			FIGURE NO.	ITEM NO/
P 0 05672	3810-425-8136	BEARING, SLEEVE (27315) 5T1121	EA		2	2	2	2	2	2	2	24	20	175	2
X1 05673		BRACKET (WELDMENT) (27315) 2P1157	EA		2										
X20 05674		COLLAR: SHAFT (27315) 18H165	EA		1									179	6
0 05675	5305-011-0450	SETSCREW: COLLAR (27315) 0692V062	EA		1									179	7
X20 05676	5340-209-7204	CONNECTOR: ANCNOR PIN LOCK (27315) 20T1149	EA		6									157	24
P 0 05677	2990-978-7088	CONTROL: BOOM HOIST PAWL (27315) 6T189D2	EA		1	*	*	*	*	*	*	5	10	179	9
X20 05678		FORK: CLUTCH SHIFTER,, LN HALF (27315) 6T1351D2	EA		2									178	4
X20 05679		FORK: CLUTCH SHIFTER, RH HALF (27315) 6T1351D1	EA		2									178	5
X20 05680	3810-352-4838	LATCH: HANO LEVER (27315) 6T21	EA		1									178	13
X1 05681		LEVER ASSEMBLY: HAND (27315) 6P1114F1	EA		1										
P 0 05682	3810-288-1885	BEAR ING, SLEEVE (27315) 5T17 (INITIALLY SHOW AS INDEX No. 02752)	EA		1	*	*	*	*	*	*	5	11	178	18
P 0 05683	3810-425-8201	BEARING, SLEEVE (27315) 5T1667	EA		1	*	*	*	*	*	*	5	11	178	21
X1 05684		LEVER: HAND (27315) 6P1114	EA		1									178	17
X1 05685		GUIDE: LATCH BAR (27315) 29T919	EA		1										
X20 05686		LEVER ASSEMBLY: SWUNG AND PROPEL CLUTCH (27315) 611402F1	EA		1										

(1) SMR CODE INDEX NO.	(2) FEDERAL STOCK NUMBER	(3) DESCRIPTION  REFERENCE NO. & MER CODE      USABLE ON CODE	(4) UNIT OF ISSUE	(5) QTY UNIT OF PACK	(6) QTY INC IN UNIT	(7) 30 DAY DS MAINT ALLOWANCE			(8) 30-DAY GS MAINT ALLOWANCE			(9) 1-YR ALW PER 100 EQUIP CNTGCV	(10) DEPOT MAINT ALW PER 100 EQUIP	(11) ILLUSTRATION	
						(a)	(b)	(c)	(a)	(b)	(c)			(a)	(b)
						1-20	21-50	51-100	1-20	21-50	51-100			FIGURE NO.	ITEM NO/
P 0 05687	3810-288-1885	BEARING, SLEEVE (21315) 5T17 (INITIALLY SHOWN AS INDEX NO. 02752	EA		1									178	18
X1 05688		LEVER: SWING AND PROPEL CLUTCH (27315) 6P1402	EA		1									178	31
X20 05689		LEVER: SWING AND PROPEL CLUTCH (27315) 7P138	EA		1									178	28
0 05690	5310-763-8920	NUT, PLAIN, HEXAGON: SHIFTER FORK BOLT (27315) 2045V007	EA		6									178	1
0 05691	5315-013-7228	PIN, COTTER: HAND LEVER (27315) 2201V049	EA		1									178	11
0 05692	5315-842-3044	PIN, COTTER: LEVER PINS (27315) 2201V017	EA		4									178	14
0 05693	5315-619-7171	PIN, STRAIGHT HEADLESS: LEVER (27315) 19F47D3	EA		1									178	16
0 05694	5315-276-5079	PIN, STRAIGHT, HEADLESS: LEVER (27315) 19T164	EA		1									178	15
0 05695	5305-054-9285	SETSCREW:: SHIFTER FORK (27315) 0692V063	EA		1									178	3
X20 05696		SHAFT ASSEMBLY: SWING AND PROPEL CLUTCH LEVER (27315) 10T1085F1	EA		1										
X20 05697		KEY: SHAFT (27315) 20H1393D13	EA		1									178	25
X20 05698		KEY: SHART (27315) 20H1487D1	EA		1									178	24
X1 05699		SHAFT: SWING AND PROPEL CLUTCH LEVER (27315) 10T1085	EA		1									178	26
X20 05700	5340-425-7903	SPRING, HELICAL: HAND LEVER (27315) 17T5	EA		1									178	12
0 05701	5310-012-1574	WASHER, LOCK:SHIFTER FORK BOLT (27315) 3615V013	EA		4									178	2

(1) SMR CODE INDEX NO.	(2) FEDERAL STOCK NUMBER	(3) DESCRIPTION  REFERENCE NO. & MER CODE      USABLE ON CODE	(4) UNIT OF ISSUE	(5) UNIT OF MEAS	(6) QTY INC IN UNIT	(7) 30 DAY DS MAINT ALLOWANCE			(8) 30-DAY GS MAINT ALLOWANCE			(9) 1-YR ALW PER 100 EQUIP CNTGCV	(10) DEPOT MAINT ALW PER 100 EQUIP	(11) ILLUSTRATION	
						(a)	(b)	(c)	(a)	(b)	(c)			(a)	(b)
						1-20	21-50	51-100	1-20	21-50	51-100			FIGURE NO.	ITEM NO/
X20 05702		LATCH: 1ST RATCHET PEDAL (27315) 20T547D2	EA		1									177	5
X20 05703		LATCH: RN RATCHET PEDAL (27315) 20T5475D1	EA		1									177	15
X20 05704		LEVER ASSEMBLY: HOIST AND DIGGING BRAKE (27315) L255-131-2 (SAME As LEVER ASSEMBLY, STOCK No. (27315) L255-131-7, EXCEPT WHERE INDIVIDUAL COMPONENTS ARE ANNOTATED)	EA		1									176	16
X20 05705		LEVER ASSMBLY: HOIST AID DIGGING BRAKE (27315) L255-131-7	EA		1									176	5
0 05706	5306-010-9827	BOLT, MACHINE: CENTERING PLATE (27315) 0610V072	EA		2									176	6
X1 05707		LEVER: HYDRAULIC BRAKE CYLINDER (27315) 6P757	EA		4										
X20 05708		LINK: DEAD END (27315) 11P1106F1 (USED WITH LEVER ASSEMBLY, STOCK NO. (27315) L25-131-7, ONLY)	EA		1									176	14
P 0 05709	3810-288-0945	BEARING, SLEEVE (27315) 5T847 (USED WITH LEVER ASSEMBLY, STOCK NO. (27315) L255-131-7, ONLY)	EA		4	2	2	4	2	2	4	50	50	176	13
0 05710	5310-022-0071	NUT, PLAIN, HEXAGON: CENTERING PLATE BOLT (27315) 205V003	EA		2									176	10
0 05711	5310-763-8905	NUT, PLAIN, HEXAGON: LEVER SCREW (27315) 2049V007	EA		1									176	15
0 05712	5310-655-9371	NUT, PLAIN, HEXAGON LEVER STUD (27315) 2049V005	EA		3									176	3
0 05713	5315-849-9854	PIN, COTTER: LINK PIN (27315) 2201V065	EA		4									176	12
0 05714	5315-247-9899	PIN, STRAIGHT, HEADLESS: LEVER PIN (27315) 19F54D9	EA		4									176	1

(1) SMR CODE INDEX NO.	(2) FEDERAL STOCK NUMBER	(3) DESCRIPTION  REFERENCE NO. & MER CODE      USABLE ON CODE	(4) UNIT OF ISSUE	(5) QTY UNIT OF PACK	(6) QTY INC IN UNIT	(7) 30 DAY DS MAINT ALLOWANCE			(8) 30-DAY GS MAINT ALLOWANCE			(9) 1-YR ALW PER 100 EQUIP CNTGCV	(10) DEPOT MAINT ALW PER 100 FOUIP	(11) ILLUSTRATION	
						(a)	(b)	(c)	(a)	(b)	(c)			(a)	(b)
						1-20	21-50	51-100	1-20	21-50	51-100			FIGURE NO.	ITEM NO/
X20 05715	3810-252-4807	PLATE: BOOM HOIST BRAKE CYLINDER (27315) 18T3296C3 (USED WITH LEVER ASSEMBLY, STOCK No. (27315) L255-131-7, ONLY)	EA		2									176	8
X20 05716	2530-164-9071	PLATE: CYLINDER END (27315) 11T3230	EA		2									176	18
0 05717	5320-010-5205	RIVET: BRAKE LEVER (27315) 2513V121	EA		4									176	2
0 05718	5305-292-6429	SCREW, CAP, HEXAGON: BRAKE LEVER ASSEMBLY (27315) 20T3744C1	EA		1									176	2
X1 05719		SPACER: BRAKE LEVER (27315) 18T3224	EA		4										
X20 05720	3810-425-7935	SPACER: CENTERING PLATE BOLT (27315) 18T3224	EA		1									176	19
X1 05721		SPIDER: BRAKE PISTON CYLINDER (27315) 18T3606	EA		1										
P 0 05722	3810-598-7056	SPRING: BRAKE LEVER ASSEMBLY (27315) 17T205 (INITIALLY SHOWN AS INDEX NO. 05661)	EA		2	*	*	2	*	*	2	8	30	176	7
P 0 05723	3810-209-8659	SPRING: CENTERING PLATE BOLT (27315) 17T244 (INITIALLY SHOWN AS INDEX No. 05572)	EA		2	*	*	2	*	*	2	8	30	176	17
0 05724	5307-164-9078	STUD: LEVER (27315) 20T3742	EA		2									176	4
X20 05725	3810-164-9093	THIMBLE: WHEEL CYLINDER (27315) 18T3226	EA		2									176	11
X1 05726		TRUNNION: BRAKE CYLINDER (27315) 18T3606C1 (USED WITH LEVER ASSEMBLY, STOCK No. (27315) L255-131-2, ONLY)	EA		1										
X1 05727	3810-897-9033	TRUNNION: BRAKE LEVER (27315) 18T3227	EA		2										
0 05728	5310-261-7340	WASHER: CENTERING PLATE BOLT (27315) 3616V009	EA		2									176	9

(1) SMR CODE INDEX NO.	(2) FEDERAL STOCK NUMBER	(3) DESCRIPTION  REFERENCE NO. & MER CODE      USABLE ON CODE	(4) UNIT OF ISSUE	(5) QTY UNIT OF PACK	(6) QTY INC IN UNIT	(7) 30 DAY DS MAINT ALLOWANCE			(8) 30-DAY GS MAINT ALLOWANCE			(9) 1-YR ALW PER 100 EQUIP CNTGCV	(10) DEPOT MAINT ALW PER 100 FOUIP	(11) ILLUSTRATION		
						(a)	(b)	(c)	(a)	(b)	(c)			(a)	(b)	
						1-20	21-50	51-100	1-20	21-50	51-100			FIGURE NO.	ITEM NO/	
X20 05729		LEVER ASSEMBLY: SWING AND PROPEL CLUTCH (27315) L655-10-7	EA		1											
X20 05730	3810-374-0666	BAR, LATCH: HAND LEVER (27315) 291506	EA		1									178	10	
X20 05731		BOLT: SHIFT FORK (27315) 20H0593D5	EA		4									178	27	
X20 05732	3800-352-4798	COLLAR: LEVER SHAFT (27315) 18H174F1	EA		1											
X20 05733	3810-352-4798	COLLAR SET (27315) 18H164	EA		1									178	29	
X20 05734		SETSCREW: COLLAR (27315) 0692V062	EA		1									178	30	
X20 05735		LEVER ASSEMBLY: SWING BRAK (27315) L655-311-8	EA		1									158	4	
0 05736	5306-352-4820	BOLT: AUXILIARY HOIST LEVER (27315) 20T4081	EA		1									158	31	
X20 05737		BOLT: CENTERING PLATE (27315) 0610V068	EA		2									158	5	
X1 05738		LEVER: SWING BRAKE (27315) 6P1455	EA		2											
0 05739	5310-012-0689	NUT, HEXAGON: AUXILIARY HOIST LEVERBOLT (27315) 2077W007	EA		1									158	34	
0 05740	5310-763-8905	NUT, PLAIN HEXAGON: AUXILIARY HOIST LEVER BOLT (27315) 2049V007	EA		1									158	13	
0 05741	5310-022-0071	NUT, PLAIN, HXGON: CENTERING PLATE BOLT (27315) 2045V003	EA		2									158	9	
0 05742	5310-655-9371	NUT PLAIN, HEXAGON: LEVER STUD (27315) 2049V005	EA		2									158	14	
0 05743	5315-849-9854	PIN COTTER: AUXILIARY HOIST BOLT (27315) 2201V065	EA		4									158	14	
0 05744	5315-298-1481	PIN, COTTER: AUXILIARY HOIST LEVER BOLT (27315) 2201V037	EA		1									158	35	

(1) SMR CODE INDEX NO.	(2) FEDERAL STOCK NUMBER	(3) DESCRIPTION  REFERENCE NO. & MER CODE      USABLE ON CODE	(4) UNIT OF ISSUE	(5) UNIT OF MEAS	(6) QTY INC IN UNIT	(7) 30 DAY DS MAINT ALLOWANCE			(8) 30-DAY GS MAINT ALLOWANCE			(9) 1-YR ALW PER 100 EQUIP CNTGCY	(10) DEPOT MAINT ALW PER 100 EQUIP	(11) ILLUSTRATION	
						(a)	(b)	(c)	(a)	(b)	(c)			(a)	(b)
						1-20	21-50	51-100	1-20	21-50	51-100			FIGURE NO.	ITEM NO/
0 05745	5315-298-1485	PIN STRAIGHT, HEADLESS: LEVER TO BAND (27315) 19T2218	EA		2									158	15
X20 05746	3810-164-8496	PLATE: CENTERING (27315) 18T3296C1	EA		2									158	7
X20 05747	2530-164-9071	PLATE: CYLINDER END (27315) 18T3230	EA		2									158	6
X1 05748	5320-010-5205	RIVET: SWING BRAKE LEVER (27315) 2513V121	EA		2									158	12
X1 05749		SPACER: BRAKE LEVER (27315) 18T3224	EA		2									158	11
X20 05750		SPACER: WHEEL CYLINDER (27315) 18T322C1	EA		1									158	32
P 0 05751	3810-209-8659	SPRING: AUXILIARY HOIST LEVER BOLT (27315) 17T244 (INITIALLY SHOWN AS INDEX NO. 05572)	EA		2	*	*	2	*	*	2	8	30	158	30
X20 05752	3810-597-1733	SPRING, HELICAL: AUXILIARY HOIST LEVER BOLT (27315) 17T231	EA		1									158	33
0 05753	5307-164-9079	STUD: LEVER (27315) 20T3741	EA		2									158	2
X20 05754	3810-164-8492	THIMBLE: CYLINDER END (27315) 81859	EA		2									158	10
X1 05755	3810-897-9033	TRUNNION: BRAKE LEVER (27315) 18T3227	EA		1									158	3
X1 05756		TRUNNION: BRAKE LEVER (27315) 18T3606	EA		1									158	36
X1 05757		TRUNNION: BRAKE LEVER (27315) 18T3606C1	EA		1									110	29
0 05758	5310-261-7340	WASHER, LOCK: CENTERING PLATE BOLT (27315) 3616V009	EA		2									158	36
X20 05759		LEVER: RATCHET PEDAL (27315) 6T1510	EA		2									177	13
X20 05760		LEVER: RATCHET PEDAL (27315) 6T1511	EA		2									177	7

(1) SMR CODE INDEX NO.	(2) FEDERAL STOCK NUMBER	(3) DESCRIPTION  REFERENCE NO. & MER CODE      USABLE ON CODE	(4) UNIT OF ISSUE	(5) QTY UNIT OF PACK	(6) QTY INC IN UNIT	(7) 30 DAY DS MAINT ALLOWANCE			(8) 30-DAY GS MAINT ALLOWANCE			(9) 1-YR ALW PER 100 EQUIP CNTGCV	(10) DEPOT MAINT ALW PER 100 EQUIP	(11) ILLUSTRATION	
						(a)	(b)	(c)	(a)	(b)	(c)			(a)	(b)
						1-20	21-50	51-100	1-20	21-50	51-100			FIGURE NO.	ITEM NO/
X20 05761	3810-162-4550	LEVER SEGMENT: SWING AND PROPEL CLUTCH LEVERS (27315) 6P863	EA		1									178	8
X20 05762	3810-374-0619	LINK ASSEMBLY: BRAKE BAND DEAD END (27315) 11P975F1	EA		1										
P F 05763	3810-288-0945	BEARING: SLEEVE (27315) 5T847 (INITIALLY S AS INDEX No. 05709)	EA		4	*	2	2	*	2	2	12	30	157	12
X1 05764		LINK: BRAKE BAND (27315) 11P975	EA		1									157	11
X20 05765		LINK ASSEMBLY :PLANTARY BRAKE (27315) 11P1106F1	EA		1										
P F 05766	3810-288-0945	BRING: SLEEVE (27135) 5T847 (INITIALLY SHOM AS INDEX No. 05709)	EA		8	*	2	2	*	2	2	12	30	157	12
X1 05767		LINK: BRAKE LINE (27315) 11P106	EA		1									157	15
X20 05768	5340-690-0275	LINK: BOOM HOIST DRUM PAWL CONTROL CABLE (27315) 6T116	EA		1									179	21
X20 05769		LOCKNUT: YOKE TO PIPE (27315) 2044V005	EA		1									178	33
0 05770	5310-012-0614	NUT, PLAIN HEXAGON: CLEVIS TO CONTROL CABLE (27315) 2037V005	EA		1									179	22
0 05771	5310-754-2248	NUT, PLAIN HEXAGON: PLANETARY BRAKE ADJUSTING ROD (27315) 2061V008	EA		24									157	5
0 05772	5310-763-8921	NUT, PLAIN, HEXAGN: PLANETARY BRAKE BAND (27315) 20455V008	EA		6									157	6
0 05773	5310-042-6097	NUT, PLAIN HEXAGON: RATCHET PEDAL (27315, 2022V003	EA		4									177	8
0 05774	5310-685-1429	NUT, PLAIN HEXAGON: RATCHET PEDAL STUD (27315) 2045V005	EA		4									177	8
0 05775	5310-022-0071	NUT, PLAIN HEXAGON: STUD (273115 24V003	EA		8									177	9



(1) SMR CODE INDEX NO.	(2) FEDERAL STOCK NUMBER	(3) DESCRIPTION  REFERENCE NO. & MFR. CODE      USABLE ON CODE		(4) UNIT OF ISSUE	(5) UNIT OF MEAS	(6) QTY INC IN UNIT	(7) 30 DAY DS MAINT ALLOWANCE			(8) 30-DAY GS MAINT ALLOWANCE			(9) 1-YR ALW PER 100 EQUIP CNTGCTY	(10) DEPOT MAINT ALW PER 100 EQUIP	(11) ILLUSTRATION	
							(a)	(b)	(c)	(a)	(b)	(c)			(a)	(b)
							1-20	21-50	51-100	1-20	21-50	51-100			FIGURE NO.	ITEM NO/
0 05776	5310-012-5913	NUT, PLAIN HEXAGON. TREADLE MTG BOLT (27315) 2015V003		EA		2									177	4
0 05777	5310-012-0361	NUT, PLAIN HEXAGON: YOKE CLEAVIS LOCK' (27315) 2036V005		EA		2									179	10
X20 05778	3810-604-1117	PAWL: BOOM HOIST LOCK (27315) 6P1218		EA		1									179	8
0 05779	5315-754-1844	PIN: CONNECTING LINK PIN TO HYDRAULIC BRAKE BAND (27315) 2201V065		EA		4									157	13
X20 05780		PIN: CONNECTING LINK TO HYDRAULIC BRAKE BAND (27315) 19F54D9		EA		2									157	14
0 05781	5315-298-1489	PIN: CONTROL CABLE ANCHOR PIN (27315) 2201V040		EA		1									179	19
0 05782	5315-849-9854	PIN, COTTER: BOOM HOIST BAND ANCHOR (27315) 2201VY065		EA		4									178	19
0 05783	5315-187-9589	PIN, COTTER BRAKE ANCHOR PIN (27315) 2201VO65		EA		3									179	1
0 05784	5315-187-9688	PIN, COTTER: LEVER SHAFT PIN (27315) 2201V103		EA		1									178	7
0 05785	5315-290-6228	PIN, COTTER: RATCHET PEDAL COV (27315) 2201V017		EA		2									177	14
0 05786	5315-273-8051	PIN, STRAIGHT, HAEDLESS: BRAKE BAND DEAD END (27315) 19T2855		EA		6									157	23
0 05787	5315 655-4772	PIN, STRAIGHT, HEADLESS: LEVER SHAFT (27315) 19T2831		EA		1									178	6
0 05788	5315-281-7502	PIN, STRAIGHT, HEADLESS: YOKE TO HAND LEVER (27315) 19T80		EA		2									178	20
X20 05789		PIPE: CONTROL ROD (27315) 20T170		EA		1										
X20 05790	5340-894-0667	ROD: BRACKET (27315) 19T3016		EA		1									179	2
0 05791	5305-021-6085	SCREW, CAP HEXAGON: BRACKET MTG (27315) 0609V194		EA		6									157	20

(1) SMR CODE INDEX NO.	(2) FEDERAL STOCK NUMBER	(3) DESCRIPTION  REFERENCE NO. & MER CODE      USABLE ON CODE	(4) UNIT OF ISSUE	(5) UNIT OF MEAS	(6) QTY INC IN UNIT	(7) 30 DAY DS MAINT ALLOWANCE			(8) 30-DAY GS MAINT ALLOWANCE			(9) 1-YR ALW PER 100 EQUIP CNTGCV	(10) DEPOT MAINT ALW PER 100 EQUIP	(11) ILLUSTRATION	
						(a)	(b)	(c)	(a)	(b)	(c)			(a)	(b)
						1-20	21-50	51-100	1-20	21-50	51-100			FIGURE NO.	ITEM NO/
O 05792	5305-021-3806	SCREW, CAP HEXAGON HEAD: BRACKET MTG (27315) 0626V112	EA		2									177	19
O 05793	5305-021-5689	SCREW, CAP HEXAGON HEAD: LATCH MTG (27315) 0626V118	EA		2									177	16
O 05794	5305-527-5315	SCREW, CAP, HEXAGON: INTERMEDIATE HOIST SHAFT LEVER SEGMENT (27315) 0626V113	EA		2									178	9
O 05795	5305-269-3211	SCREW, CAP HEXAGON: LOCK PIN (27315) 0626V041	EA		6									157	17
O 05796	5305-269-2808	SCREW, CAP HEX : TREADLE MTG (27315) 0627V043	EA		2									177	1
O 05797	5305-984-6210	SCREW, MACHINE: CABLE CLAMP BLOCK (27315) 0660V075	EA		2									179	14
X20 05798		SHIFTER ASSEMBLY: JACKSHAFT CLUTCH (27315) 100J3952	EA		1										
X20 05799		BOLT: LEVER ARM BRACKET (27315) 06100Y201	EA		2									175	18
X20 05800		BRACKET: LEVER ARM (27315) 16P1250	EA		1									175	19
X20 05801	5340-345-7322	CLEVIS: ROD END (27315) 15T892F1	EA		2										
P O 05802	2520-288-2771	BEARING, SLEEVE (27315) 5T1681	EA		2	2	2	2	2	2	2	2	30	175	31
X1 05803		YOKE: JACKSHAFT (27315) 15T892	EA		1									175	32
P O 05804	2530-374-0684	CYLINDER ASSEMBLY: HYDRAULIC BRAKE WHEEL (27315) 915P206	EA		2			SEE GRP 4307							
X20 05805	3810-374-0633	FULCRUM: WHEEL CYLINDER LINK (27315) 15T831	EA		1									175	7
X20 05806		LEVER ASSEMBLY: JACKSHAFT CLUTCH (27315) 6P1122D2F1	EA		1										

(1) SMR CODE INDEX NO.	(2) FEDERAL STOCK NUMBER	(3) DESCRIPTION  REFERENCE NO. & MER CODE      USABLE ON CODE	(4) UNIT OF ISSUE	(5) UNIT OF MEAS	(6) QTY INC IN UNIT	(7) 30 DAY DS MAINT ALLOWANCE			(8) 30-DAY GS MAINT ALLOWANCE			(9) 1-YR ALW PER 100 EQUIP CNTGCV	(10) DEPOT MAINT ALW PER 100 EQUIP	(11) ILLUSTRATION	
						(a)	(b)	(c)	(a)	(b)	(c)			(a)	(b)
						1-20	21-50	51-100	1-20	21-50	51-100			FIGURE NO.	ITEM NO/
P O 05807	3810-425-8136	BEARING SLEEVE (27315) 5T1121 (INITIALLY SHOWN AS INDEX NO. 05672)	EA		2									175	2
X20 05808		LEVER: JACKSHAFT CLUTCH (27315) 6P122D2	EA		1									175	25
X20 05809		LEVER ASSEMBLY: JACKSHAFT CLUTCH, LH (27315) 6P880D2F1	EA		1									175	1
P O 05810	3810-425-8136	BARING, SLEEVE (27315) 5T1121 (INITIALLY SHOWN AS INDEX NO. 05672)	EA		2									175	2
X1 05811		LEVER: JACKSHAFT CLUTCH, LH (27315) 6P8802	EA		1										
X20 05812		LEVER ASSEMBLY: JACKSHAFT CLUTCH, RN (27315) 6P1122D1F1	EA		1										
P O 05813	3810-425-8136	BEARING, SLEEVE (27315) 5T1121 (INITIALLY SHOWN AS INDEX NO. 05672)	EA		2									175	2
X20 05814		LEVER: JACKSHAFT CLUTCH (27315) 6P1122D1	EA		1									175	25
X20 05815		SPACER: LEVER (27315) 18P929D16	EA		4									175	15
X20 05816		LEVER ASSEMBLY: JACKSHAFT CLUTCH, RH (27315) 6P880D151	EA		1									175	1
P O 05817	3810-425-8136	BEARING, SLEEVE (27315) 5T1121 (INITIALLY SHOWN AS INDEX NO. 0572)	EA		2									175	2
X1 05818		LEVER: JACKSHAFT CLUTCH, RH (27315) 8P800S1	EA		1										
X20 05819		LINK ASSEMBLY: CONNECTION (27315) 6P1400F1	EA		1										
P O 05820	2520-288-2771	BEARING, SLEEVE (27315) 5T1681 (INITIALLY SHOW AS INDEX NO. 05802)	EA		2									175	31

(1) SMR CODE INDEX NO.	(2) FEDERAL STOCK NUMBER	(3) DESCRIPTION  REFERENCE NO. & MER CODE      USABLE ON CODE	(4) UNIT OF ISSUE	(5) UNIT OF MEAS	(6) QTY INC IN UNIT	(7) 30 DAY DS MAINT ALLOWANCE			(8) 30-DAY GS MAINT ALLOWANCE			(9) 1-YR ALW PER 100 EQUIP CNTGCV	(10) DEPOT MAINT ALW PER 100 FOUIP	(11) ILLUSTRATION	
						(a)	(b)	(c)	(a)	(b)	(c)			(a)	(b)
						1-20	21-50	51-100	1-20	21-50	51-100			FIGURE NO.	ITEM NO/
P O 05821	3810-293-6235	WRING, SLEEVE (27315) 5H396	EA		2	*	2	2	*	2	2	12	10	175	33
X20 05822		LINK: CONNECTING (27315) 6P1400	EA		1									175	27
X20 05823	3810-975-8412	LINK ASSEMBLY: ROLLER CHAIN (27315) 6P1389F1	EA		1										
P O 05824	2520-288-2771	BEARING, SLEEVE (27315) 5T1681 (INITIALLY SHOWN AS INDEX NO. 05802)	EA		2									175	31
P O 05825	3810-293-6235	BEARING, SLEEVE (27315) 5H396 (INITIALLY SHOWN AS INDEX NO. 05821)	EA		2									175	33
X20 05826		LINK: ROLLER CHAIN (27315) 6P1389	EA		1									175	27
O 05827	5310-584-7915	NUT, PLAIN, HEXAGON: BRACKET MTG BOLT (27315) 2045V008	EA		7									175	9
O 05828	5310-655-7423	NUT, PLAIN, HEXAGON: CLEVIS DOLT (27315) 2027V007	EA		4									175	23
O 05829	5310-763-8920	NUT, PLAIN, HEXAGON: CLUTCH RELEASE ROD (27315) 2045V007	EA		2									175	4
O 05830	5310-685-1429	NUT, PLAIN, HEXAGON: JACKSHAFT LEVER SETSCREW (27315) 2045V005	EA		3									175	6
O 05831	5310-655-7423	NUT, PLAIN, HEXAGON: ROD END CLEVIS (27315) 2049V007	EA		2									175	30
O 05832	5315-839-5822	PIN: CHAIN LINK PIN (27315) 2201V033	EA		8									175	12
O 05833	5315-013-7228	PIN, COTTER: CHAIN LINK PIN (27315) 2201V051	EA		4									175	11
O 05834	5315-849-9854	PIN, COTTER: JACKSHAFT LEVER (27315) 2201V065	EA		4									175	20
O 05835	5315-273-7878	PIN, STRAIGHT, HEADLESS: CHAIN LINK (27315) 19F50D14	EA		2									175	28

(1) SMR CODE INDEX NO.	(2) FEDERAL STOCK NUMBER	(3) DESCRIPTION  REFERENCE NO. & MER CODE      USABLE ON CODE	(4) UNIT OF ISSUE	(5) UNIT OF MEAS	(6) QTY INC IN UNIT	(7) 30 DAY DS MAINT ALLOWANCE			(8) 30-DAY GS MAINT ALLOWANCE			(9) 1-YR ALW PER 100 EQUIP CNTGCY	(10) DEPOT MAINT ALW PER 100 EQUIP	(11) ILLUSTRATION	
						(a)	(b)	(c)	(a)	(b)	(c)			(a)	(b)
						1-20	21-50	51-100	1-20	21-50	51-100			FIGURE NO.	ITEM NO/
O 05836	5315-343-0407	PIN, STRAIGHT, HEADLESS: CLEVIS TO LEVER (27315) 19T189	EA		2									175	21
O 05837	5315-273-8088	PIN, STRAIGHT, HEADLESS: JACKSHAFT LEVER (27315) 19F50D7	EA		2									175	13
O 05838	5315-273-8080	PIN, STRAIGHT, HEADLESS: LINK (27315) 19F52D13	EA		2									175	10
X20 05839	3810-205-9134	ROD: CLUTCH RELEASE (27315) 20T4611	EA		1									175	3
O 05840	5305-042-8999	SCREW, CAP, HEXAGON JACKSHAFT LEVER (27315) 0609V200	EA		4									175	22
O 05841	5305-054-9292	SETSCREW: JACKSHAFT LEVER (27315) 0692V071	EA		1									175	17
O 05842	5305-054-4490	SETSCREW: LEVER STOP (27135) 0692V067	EA		1									175	26
X20 05843		SPACER: JACKSHAFT LEVER (27135) 18P933D50	EA		4									175	16
X20 05844	3810-525-7899	SPRING, HELICAL: CLUTCH RELEASE ROD (27315) 17T286	EA		2									175	5
X20 05845	3810-425-7885	SPRING, HELICAL JACKSHAFT LEVER (27315) 17T207	EA		2									175	2
X20 05846	3810-374-0634	TRUNNION: BRAKE LEVER (27315) 15T832	EA		2									175	2
O 05847	5310-010-3326	WASHER: LOCK FULCRUM (27315) 3615V015	EA		4									175	8
P O 05848	3810-619-7166	SPRING, HELICAL: PLANETARY BRAKE ADJUSTING ROD (27315) 17H296	EA		6	*	2	2	*	2	2	12	60	157	8
X20 05849	5340-425-7797	SPRING, HELICAL: RATCHET PEDAL (27315) 17H281	EA		2									177	11
X20 05850		STRAP: BRACKET CONTROL CABLE CLAMP (27315) 29T1642	EA		1									179	12
X20 05851		STUD: RATCHET PEDAL (27315) 20T5493	EA		2									177	6

(1) SMR CODE INDEX NO.	(2) FEDERAL STOCK NUMBER	(3) DESCRIPTION  REFERENCE NO. & MER CODE      USABLE ON CODE		(4) UNIT OF ISSUE	(5) UNIT OF MEAS	(6) QTY INC IN UNIT	(7) 30 DAY DS MAINT ALLOWANCE			(8) 30-DAY GS MAINT ALLOWANCE			(9) 1-YR ALW PER 100 EQUIP CNTGCV	(10) DEPOT MAINT ALW PER 100 EQUIP	(11) ILLUSTRATION	
							(a)	(b)	(c)	(a)	(b)	(c)			(a)	(b)
							1-20	21-50	51-100	1-20	21-50	51-100			FIGURE NO.	ITEM NO/
X20 05852		TREADLE: ACTUATING (27315) 6P1267	EA		2									177	2	
O 05853	5310-043-2226	WASHER: CABLE CLAMP BLOCK SCREW (27315) 3616V005	EA		2									179	11	
O 05854	5310-582-8399	WASHER, FLAT: CLEVIS PIN (27315) 3612V006	EA		1									179	20	
O 05855	5310-017-2807	WASHER, FLAT: DEAD ANCHOR PIN (27315) 3612V015	EA		12									157	16	
O 05856	5310-044-6221	WASHER, FLAT: LATCH (27315) 3612V009	EA		4									177	12	
O 05857	5310-017-2757	WASHER, FLAT: LEVER SHAFT PIN (27315) 3612V014	EA		1									178	34	
O 05858	5310-044-6221	WASHER, FLAT: PLANETARY BRAKE ADJUSTING ROD	EA		4									157	9	
O 05859	5310-010-3326	WASHER LOCK: BAND ADJUSTMENT (27315) 3615V015	EA		6									157	3	
O 05860	5310-012-1574	WASHER, LOCK: INTERMEDIATE HOIST SHAFT (27315) 3715V013	EA		2									178	2	
O 05861	5310-261-730	WASHER, LOCK: LOCK PIN BOLT (27315) 3616V009	EA		6									157	25	
O 05862	5310-012081	WASHER, LOCK: RATCHET PEDAL STUD AND MTG BOLTS (27315) 3612V005	EA		6									177	18	
O 05863	5310-261-734	WASHER, LOCK: TREADLE MTG (27315) 3616V009	EA		2									177	3	
05864		7423 - GANTRY														
X2F 05865		ADAPTER: LH GANTRY (27315) 11P826	EA		1									180	28	
X2F 05866		ADAPTER: RH GANTRY (27315) 11P825	EA		1									180	25	
X2F 05867	3815-976-2991	BAR ASSEMBLY, SPREADER: TRENCH HOE (27315) L9655-64-3	EA		1											

(1) SMR CODE INDEX NO.	(2) FEDERAL STOCK NUMBER	(3) DESCRIPTION  REFERENCE NO. & MER CODE      USABLE ON CODE	(4) UNIT OF ISSUE	(5) UNIT OF MEAS	(6) QTY INC IN UNIT	(7) 30 DAY DS MAINT ALLOWANCE			(8) 30-DAY GS MAINT ALLOWANCE			(9) 1-YR ALW PER 100 EQUIP CNTGCV	(10) DEPOT MAINT ALW PER 100 FOUIP	(11) ILLUSTRATION	
						(a)	(b)	(c)	(a)	(b)	(c)			(a)	(b)
						1-20	21-50	51-100	1-20	21-50	51-100			FIGURE NO.	ITEM NO/
X2F 05868		BAR: PULLEY BLOCK TIE (27315) 29P1129	EA		1									182	23
X2F 05869		BAR: PULLEY BLOCK TIE (27315) 291P129	EA		1									182	23
X2F 05870		BAR: SPREADER, HOE (27315) 11P1022	EA		1									182	14
X2F 05871		FASTENER: GANTRY STRAP (27315) 29T1709	EA		1									182	19
O 05872	4730-050-4208	FITTING; LUBRICATION: GANTRY SHAFT (59879) 1610BL	EA		4									182	2
X2F 05873		FRAME: PULLEY BLOCK (27315) 8N220F1	EA		1									182	7
X1 05874		FRAME: PULLEY (27315) 8P220 USED WITH FRAME ASSEMBLY, STOCK NO. (27315) 8N220F1, ONLY)	EA		1										
X1 05875		FRAME: PULLEY (27315) 8P522 USED WITH FRAME ASSEMBLY, STOCK NO. (27315) 8P522F1, ONLY)	EA		1										
X2F 05876		FRAME ASSEMBLY: PULLEY BLOCK (27315) 8P522F1 (SAME AS FRAME ASSEMBLY, STOCK NO. (27315) &4220F1, EXCEPT WHERE INDIVIDUAL COMPONENTS ARE ANNOTATED)	EA		1									182	15
X2F 05877	3815-352-4799	LOCK, PLATE: PULLEY SHAFT (27315) 18T12	EA		4									182	6
F 05878	5310-763-8921	NUT, PLAIN, HEXAGON: GANTRY (27315) 2045V008	EA		1									182	16
X2F 05879		PIN: GANTRY PULLEY (27315) 19T3690	EA		1									182	1
X2F 05880	3815-200-1079	PULLEY (27315) 7P214C1F1	EA		4										
P F 05881	3815-293-5815	BEARING: SHEAVE (21315) 5T116 (INITIALLY SHOW AS INDEX NO. 04485)	EA		4									182	9

(1) SMR CODE INDEX NO.	(2) FEDERAL STOCK NUMBER	(3) DESCRIPTION  REFERENCE NO. & MER CODE      USABLE ON CODE	(4) UNIT OF ISSUE	(5) UNIT OF MEAS	(6) QTY INC IN UNIT	(7) 30 DAY DS MAINT ALLOWANCE			(8) 30-DAY GS MAINT ALLOWANCE			(9) 1-YR ALW PER 100 EQUIP CNTGCV	(10) DEPOT MAINT ALW PER 100 EQUIP	(11) ILLUSTRATION	
						(a)	(b)	(c)	(a)	(b)	(c)			(a)	(b)
						1-20	21-50	51-100	1-20	21-50	51-100			FIGURE NO.	ITEM NO/
X2F 05882		SHEAVE: GROOVE (27315) 7P214C1	EA		4									182	8
F 05883	5305-285-5178	SCREW, CAP, HEXAGON: LOCK PLATE (27315) 0626V112	EA		8									182	4
F 05884	5305-042-8669	SCREW: TIE BAN (27315) 0609V194	EA		1									182	26
X2F 05885		SHAFT: GANTRY PULLEY (27315) 19T3691	EA		1									182	3
X2F 05886		SHAFT: GANTRY PULLEY (27315) 19T3936	EA		1									182	10
X2F 05887		WASHER: LOCK PLATE SCREW (27315) 3615V013	EA		8									182	5
F 05888	5310-010-3326	WASHER, LOCK: TIE BAR (27315) 3615V015	EA		1									182	17
X2F 05889		CLEVIS: LOADING SLING (27315) 6P1296	EA		2										
X2F 05890		GANTRY: CRANE (27315) L655-37-7	EA		1										
X2F 05891		CROSS MEMBER: LOWER DIAGONAL TRUSS (27315) 11T876	EA		1									181	6
X2F 05892	3815-310-7282	CROSS MEMBER: LOWER HORIZONTAL TRUSS (27315) 11T793	EA		2									181	5
X2F 05893		FRONT LEG: LH GANTRY (27315) 11P869	EA		1									181	23
X2F 05894		FRONT LEG: RH GANTRY (27315) 11P811	EA		1									181	27
F 05895	5310-763-8920	NUT, SLOTTED HEXAGON: CROSS NEWER SCREW (27315) 2045V007	EA		12									181	22
F 05896	5310-331-3280	NUT, SLOTTED, HEXAGON: GANTRY (27315) 20209V016	EA		2									181	14
F 05897	5315-059-0238	PIN, COTTER: GANTRY (27315) 2201V122	EA		2									181	13



(1) SMR CODE INDEX NO.	(2) FEDERAL STOCK NUMBER	(3) DESCRIPTION  REFERENCE NO. & MER CODE      USABLE ON CODE	(4) UNIT OF ISSUE	(5) UNIT OF MEAS	(6) QTY INC IN UNIT	(7) 30 DAY DS MAINT ALLOWANCE			(8) 30-DAY GS MAINT ALLOWANCE			(9) 1-YR ALW PER 100 EQUIP CNTGCY	(10) DEPOT MAINT ALW PER 100 EQUIP	(11) ILLUSTRATION	
						(a)	(b)	(c)	(a)	(b)	(c)			(a)	(b)
						1-20	21-50	51-100	1-20	21-50	51-100			FIGURE NO.	ITEM NO/
F 05898	5315-846-4297	PIN, COTTER: NY PIN (27315) 2201V120	EA		8									181	2
F 05899	5315-187-9589	PIN, COTTER: TENSION BAR PIN (27315) 2201V104	EA		4									181	8
F 05900	5315-894-2467	PIN, STRAIGHT, HEADLESS: GANTRY (27315) 119F69D7	EA		2									181	2
F 05901	5315-894-2468	PIN, STRAIGHT HEADLESS: GANTRY (27315) 19F69D8	EA		2									181	2
X2F 05902		PIN: TENSION BAR (27315) 19F66D10	EA		2									181	9
X2F 05903		PLATE: GANTRY (27315) 11T869	EA		2									181	11
F 05904	5305-042-8685	SCREW: CROSS MEMBER (27315) 30H1593D2	EA		12									181	7
X2F 05905		TENSION BAR: GANTRY, REAR (27315) 11P821	EA		2									181	10
X2F 05906		TRUSS: GANTRY (27315) 11J1306	EA		1									181	4
F 05907	5310-012-1574	WASHER, LOCK: CROSS MEMBER SCREW (27315) 3615V013	EA		12									181	21
F 05908	5310-596-9442	WASHER, LOCK: GANTRY (27315) 3612V017	EA		2									181	12
F 05909	5310-584-7914	NUT, PLAIN HEXAGON: GANTRY ADAPTER SCREW (27315) 2045V010	EA		4									180	26
F 05910	5315-846-4297	PIN, COTTER: GANTRY ADAPTER PIN (27315) 2201V120	EA		4									180	23
X2F 05911		PIN: LOADING SLING CLEVIS (27315) 19F66D18	EA		2										
F 05912	5315-187-9589	PIN: LOADING SLING CLEVIS PIN COTTER (27315) 2201V104	EA		4										
F 05913	5315-132-8121	PIN, STRAIGHT, HEADLESS: GANTRY TO LOW GANTRY (27315) 19F69D4	EA		2									180	24

(1) SMR CODE INDEX NO.	(2) FEDERAL STOCK NUMBER	(3) DESCRIPTION  REFERENCE NO. & MER CODE      USABLE ON CODE	(4) UNIT OF ISSUE	(5) UNIT OF MEAS	(6) QTY INC IN UNIT	(7) 30 DAY DS MAINT ALLOWANCE			(8) 30-DAY GS MAINT ALLOWANCE			(9) 1-YR ALW PER 100 EQUIP CNTGCV	(10) DEPOT MAINT ALW PER 100 EQUIP	(11) ILLUSTRATION		
						(a)	(b)	(c)	(a)	(b)	(c)			(a)	(b)	
						1-20	21-50	51-100	1-20	21-50	51-100			FIGURE NO.	ITEM NO/	
M F 05914		PIPE: GANTRY PULLEY SHAFT (27315) 1869M MANUFACTURE FROM:	EA		1											
P F 05915	4710-278-5383	PIPE, STEEL (21 13/16 IN. REQUIRED)	FT													
X2F 05916		PLATE: GANTRY PULLEY SHAFT KEEPER (27315) 18T13	EA		1									181	28	
F 05917	5305-021-6159	SCREW, CAP HEXAGON: GANTRY ADAPTER (27315) 20H1596D5	EA		4									180	29	
F 05918	5305-012-2856	SCREW, CAP GANTRY PULLEY SHAFT KEEPER PLATE (27315) 0626V129	EA		2									181	29	
X2F 05919		SH: GANTRY PULLEY (27315) 10T1124	EA		1									180	19	
X2F 05920		SHEAVE ASSEMBLY: GANTRY (27315) L638-9	EA		1											
X2F 05921		BOLT: LOCK PLATE (27315) 0626V109	EA		4									180	3	
F 05922	5306-174-4149	BOLT, MACHINE: SOCKET MTG (27315) 20T331	EA		1									180	33	
O 05923	4730-186-3024	BUSHING, PIPE: FITTING (27315) 201V001	EA		2									180	18	
O 05924	4730-050-4208	FITTING, LUBRICATION: GANTRY SMART (59879) 1710BL	EA		2									180	12	
X2F 05925		GUARD: SHEAVE (27315) 8P510	EA		1									181	16	
X2F 05926	3810-352-4900	LOCK, PLATE: SHEAVE PIN (27315) 18T145	EA		2									180	2	
F 05927	5310-828-3770	NUT, SLOTTED, HEXAGON: SOCKET MTG BOLT (27315) 20714	EA		1									180	10	
F 05928	3815-898-4088	PIN: BOOM HOIST SHEAVE (27315) 19T2652	EA		2									180	11	
F 05929	5315-059-0228	PIN, COTTER: SOCKET MTG BOLT (27315) 2201V108	EA		1									180	32	

(1) SMR CODE INDEX NO.	(2) FEDERAL STOCK NUMBER	(3) DESCRIPTION  REFERENCE NO. & MER CODE      USABLE ON CODE	(4) UNIT OF ISSUE	(5) UNIT OF MEAS	(6) QTY INC IN UNIT	(7) 30 DAY DS MAINT ALLOWANCE			(8) 30-DAY GS MAINT ALLOWANCE			(9) 1-YR ALW PER 100 EQUIP CNTGCY	(10) DEPOT MAINT ALW PER 100 EQUIP	(11) ILLUSTRATION	
						(a)	(b)	(c)	(a)	(b)	(c)			(a)	(b)
						1-20	21-50	51-100	1-20	21-50	51-100			FIGURE NO.	ITEM NO/
X2F 05930		PLATE: SHEAVE SHAFT (27315) 18T13	EA		1									180	22
F 05931	5305-012-2856	SCREW, CAP, HEXAGON: PLATE (27315) 0626V129	EA		2									180	20
F 05932	5305-011-2983	SETSCREW: GANTRY (27315) 0692V081	EA		1									181	15
X2F 05933		SHAFT: SHEAVE (27315) 10T1123	EA		1									181	3
X2F 05934		SHEAVE ASSEMBLY: GANTRY (27315) 7P371C2F2	EA		1										
X2F 05935	3815-288-2749	BEARING: SHEAVE (27315) 5T2124	EA		1									181	17
O 05936	4730-050-4208	FITTING, LUBRICATION: PULLEY (96906) MS15003-1	EA		1									181	19
X2F 05937		SHEAVE: GROOVE (23731) 7P371C2	EA		1									181	18
X2F 05938	3815-200-1079	SHEAVE: GANTRY (27315) 7P214C2F1	EA		2										
P F 05939	3815-293-5815	BEARING: SHEAVE (27315) 5T116 (INITIALLY SHOWN AS INDEX NO. 04485)	EA		2									180	13
X2F 05S9		SHEAVE: GROOVE (27315) 7P214C2	EA		2									180	11
X2F 05941		SPACER: BRACKET SCREW (27315) 18P951D52	EA		2									181	2
X2F 05942		SPACER: GANTRY (27315) 18P591D92	EA		2									181	1
F 05943	5310-522-7146	SPACER, RING: GANTRY (27315) 3612V023	EA		3									181	20
X2F 0594		SPREADER: CONNECTING BAR (27315) 11N960F1	EA		1										
F 05945	5310-176-8170	NUT, PLAIN HEXAGON: REINFORCING PLATE SCREW (27315) 2045Y05	EA		8									180	6

(1) SMR CODE INDEX NO.	(2) FEDERAL STOCK NUMBER	(3) DESCRIPTION  REFERENCE NO. & MER CODE      USABLE ON CODE	(4) UNIT OF ISSUE	(5) UNIT OF MEAS	(6) QTY INC IN UNIT	(7) 30 DAY DS MAINT ALLOWANCE			(8) 30-DAY GS MAINT ALLOWANCE			(9) 1-YR ALW PER 100 EQUIP CNTGCY	(10) DEPOT MAINT ALW PER 100 EQUIP	(11) ILLUSTRATION	
						(a)	(b)	(c)	(a)	(b)	(c)			(a)	(b)
						1-20	21-50	51-100	1-20	21-50	51-100			FIGURE NO.	ITEM NO/
X2F 05946		PLATE: REINFORCING (27315) 11T934	EA		1									180	7
F 05947	5305-527-4193	SCREW, CAP, HEXAGON: REINFORCING PLATE (27315) 0609V111	EA		8									180	4
X2F 05948		SPREADER: CONNECTING BAR (27315) 11N960	EA		1									180	1
F 05949	5310-584-5272	WASHER LOCK: REINFORCING PLATE SCREW (27315) 3615V011	EA		8									180	5
F 05950	5310-010-3326	WASHER, LOCK: PLATE SCREW (27315) 3615V015	EA		2									180	21
X2F 05951		YOKE ASSEMBLY: SHEAVE (27315) 8P526F1	EA		1										
X2F 05952		BLOCK: BEARING (27315) 25P811	EA		2									180	17
F 05953	5306-054-4435	BOLT, MACHINE: SHEAVE YOKE (27315) 20H1594D16	EA		12									180	16
F 05954	5310-763-8921	NUT, PLAIN HEXAGON: YOKE BOLT (27315) 245V008	EA		12									180	30
F 05955	5310-010-3226	WASHER LOCK: YOKE BOLT (27315) 3615V006	EA		12									180	21
X2F 05956		YOKE: SHEAVE (27315) P526	EA		1									180	31
X2F 05957		YOKE ASSEMBLY: SHEAVE (27315) 80527F1	EA		1										
X2F 05958		BLOCK: BEARING (27315) 25P811	EA		2									180	17
F 05959	5306-054-4435	BOLT, MACHINE: SHEAVE YOKE (27315) 20H1594D16	EA		4									180	16
F 05960	5310-584-7915	NUT, PLAIN HEXAGON: SHEAVE YOKE BOLT (27315) 2045V009	EA		4									180	30
F 05961	5310-010-3326	WASHER LOCK: SHEAVE YOKE BOLT (27315) 3615V015	EA		4									180	21

(1) SMR CODE INDEX NO.	(2) FEDERAL STOCK NUMBER	(3) DESCRIPTION  REFERENCE NO. & MER CODE      USABLE ON CODE	(4) UNIT OF ISSUE	(5) UNIT OF MEAS	(6) QTY INC IN UNIT	(7) 30 DAY DS MAINT ALLOWANCE			(8) 30-DAY GS MAINT ALLOWANCE			(9) 1-YR ALW PER 100 EQUIP CNTGCV	(10) DEPOT MAINT ALW PER 100 EQUIP	(11) ILLUSTRATION	
						(a)	(b)	(c)	(a)	(b)	(c)			(a)	(b)
						1-20	21-50	51-100	1-20	21-50	51-100			FIGURE NO.	ITEM NO/
X2F 05962		YOKE: SHEAVE (27315) 8P527	EA		1									180	15
X2F 05963	4030-171-5773	SOCKET: WIRE ROPE (27315) 8190	EA		1									180	8
F 05964	5310-596-9442	WASHER, LOCK: GANTRY ADAPTER SCREW (27315) 3615V017	EA		4									180	27
X2F 05965	4030-126-4316	WEDGE: SIRE ROPE SOCKET (27315) 8T89C1	EA		1									180	9
05966		7424 - CRAWLER BED, FRAME AND RING GEAR													
P H 05967	2530-288-0949	BEARING, SLEEVE: ROTATING GEAR MTG (27315) 18T2822	EA		12				2	2	2	24	60	183	9
P R 05968	2530-425-8159	BEARING, SLEEVE: TREAD CARRIER BEARING BLOCK (27315) 5T1324	EA		10	*	2	2	*	2	2	20	51	183	36
X20 05969		BOLT: ADJUSTING STOP (27315) 0609F222	EA		4									183	19
H 05970	5306-268-5981	BOLT MACHINE: ROTATING GEAR MTG 127315) 0609V280	EA		16									183	40
H 05971	5306-655-6144	BOLT: MACHINE: ROTATING GEAR MTG 127315) P282	EA		4									183	39
X2F 05972		BRACKET: CRAWLER FRAME AXLE (WELDMENT) (27315) 29T1462	EA		4										
0 05973	4730-186-3024	BUSHING, PIPE: FITTING (27315) 2401V001	EA		1									183	17
X2F 05974		ELBOW: STEERING GEAR (27315) 2414V002	EA		1									183	5
X2F 05972		ELBOW: STEERING GEAR (27315) 2414V017	EA		2									183	3
0 05976	4730-050-4208	FITTING LUBRICATION: GEAR (96906) MS15003-1	EA		1									183	2
X2H 05977		FRAME AND AXLE ASSEMBLY: CRAWLER (2T315) L655-64-28	EA		1									183	37

(1) SMR CODE INDEX NO.	(2) FEDERAL STOCK NUMBER	(3) DESCRIPTION  REFERENCE NO. & MER CODE      USABLE ON CODE	(4) UNIT OF ISSUE	(5) UNIT OF MEAS	(6) QTY INC IN UNIT	(7) 30 DAY DS MAINT ALLOWANCE			(8) 30-DAY GS MAINT ALLOWANCE			(9) 1-YR ALW PER 100 EQUIP CNTGCV	(10) DEPOT MAINT ALW PER 100 EQUIP	(11) ILLUSTRATION	
						(a)	(b)	(c)	(a)	(b)	(c)			(a)	(b)
						1-20	21-50	51-100	1-20	21-50	51-100			FIGURE NO.	ITEM NO/
X2F 05978		BOLT: BEARING CAP (27315) 4073	EA		8									183	22
X2F 05979		BOLT: PIN HEAD (27315) 20H1585)7	EA		4									183	23
X1 05980		BRACKET: ROLLER SUPPORT, UPPER (27315) 29T1172	EA		8										
X2F 05981		CAP: BEARING REPLACEMENT (27315) 25T690	EA		1									183	30
X2F 05982		CAP: BEARING REPLACEMENT (27315) 25T691	EA		1									183	26
X2F 05983		CAP: BEARING REPLACEMENT (27315) 25T692	EA		2									183	21
X2F 05981	3810-425-8037	GASKET: BEARING CAP (AS REQUIRED) (27315) 20T3725	EA											183	35
X2F 05985		NUT: BEARING CAP BOLT AND CRAWLER FRAME BOLT (27315) 2029V012	EA		12									183	32
X2F 05986		PIN: CAP BOLT (27315) 2201V090	EA		8									183	28
X2F 05987		PLATE: WEARING (WELDMENT) (27315) 29T1460	EA		2										
X2F 05988	2530-425-8035	SHIM: BEARING CAP (AS REQUIRED) (27315) 20P345D82	EA											183	25
X2F 05989	2530-425-8036	SHIM: BEARING CAP (AS REQUIRED) (27315) 20P345D81	EA											183	24
X2F 05990		SHIM: BEARING CAP (AS REQUIRED) (27315) 20P345D105	EA											183	33
X2F 05991		SHIM: BEARING CAP (AS REQUIRED) (27315) 20P345D106	EA											183	34
X2F 05992		SHIM: BEARING CAP (AS REQUIRED) (27315) 20T6610D1	EA											183	35
X2F 05993		SHIM: BEARING CAP (AS REQUIRED) (27315) 20T6610D2	EA											183	35

(1) SMR CODE INDEX NO.	(2) FEDERAL STOCK NUMBER	(3) DESCRIPTION  REFERENCE NO. & MER CODE      USABLE ON CODE	(4) UNIT OF ISSUE	(5) UNIT OF MEAS	(6) QTY INC IN UNIT	(7) 30 DAY DS MAINT ALLOWANCE			(8) 30-DAY GS MAINT ALLOWANCE			(9) 1-YR ALW PER 100 EQUIP CNTGCY	(10) DEPOT MAINT ALW PER 100 EQUIP	(11) ILLUSTRATION	
						(a)	(b)	(c)	(a)	(b)	(c)			(a)	(b)
						1-20	21-50	51-100	1-20	21-50	51-100			FIGURE NO.	ITEM NO/
X2F 05994		SHIM: BEARING CAP (AS REQUIRED) (27315) 20T6611D1	EA											183	35
X2F 05995		SHIM: BEARING CAP (AS REQUIRED) (27315) 20T6611D2	EA											183	35
X2F 05996		SHIM: BEARING CAP (AS REQUIRED) (27315) 20T6612D1	EA											183	35
X2F 05997		SHIM: BEARING CAP (AS REQUIRED) (27315) 20T6612D2	EA											183	35
F 05998	5310-596-9444	WASHER, LOCK: BEARING CAP BOLT AND CRAWLER FRAME BOLT (27315) 3615V019	EA		12									183	31
X2H 05999		GEAR: ROTATING CRAWLER FRAME (27315) 1J29C2	EA		1									183	8
X2F 06000		GEAR: STEERING (27315) 1N248F2	EA		1									183	1
X2F 06001		NIPPLE: STEERING GEAR (27315) 2419V044	EA		1									183	6
F 06002	5310-763-8912	NUT, PLAIN HEXAGON: ADJUSTING STOP BOLT (27315) 2045V008	EA		4									183	29
H 06003	5310-762-6248	NUT, PLAIN HEXAGON: ROTATING GEAR MTG BOLT (27315) 2045V010	EA		20									183	11
X2F 06004		RING: GUIDE (27315) 18P608	EA		2									183	38
X2F 06005		SPACER: ADJUSTING STOP (27315) 18P939D28	EA		4									183	20
F 06006	5310-010-3326	WASHER, LOCK: ADJUSTING STOP DOLT (27315) 3715V015	EA		4									183	27
H 06007	5310-596-9442	WASHER, LOCK: ROTATING GEAR MTG BOLT (27315) 3615V017	EA		20									183	10

(1) SMR CODE INDEX NO.	(2) FEDERAL STOCK NUMBER	(3) DESCRIPTION  REFERENCE NO. & MER CODE      USABLE ON CODE	(4) UNIT OF ISSUE	(5) UNIT OF MEAS	(6) QTY INC IN UNIT	(7) 30 DAY DS MAINT ALLOWANCE			(8) 30-DAY GS MAINT ALLOWANCE			(9) 1-YR ALW PER 100 EQUIP CNTGCY	(10) DEPOT MAINT ALW PER 100 FOUIP	(11) ILLUSTRATION		
						(a)	(b)	(c)	(a)	(b)	(c)			(a)	(b)	
						1-20	21-50	51-100	1-20	21-50	51-100			FIGURE NO.	ITEM NO/	
06008		7425 - PROPEL AND STEERING MECHANISM														
O 06009	4730-266-0536	ADAPTER: FITTING BUSHING (27315) 44Z208D6	EA		5									183	16	
F 06010	4730-288-9964	ADAPTER, PIPE TO TUBE (27315) 44Z214D5	EA		1									183	43	
X2H 06011	3810-321-8920	BERING: HORIZONTAL PROPEL SHAFT (27315) 5T1582	EA		1									184	9	
X2H 06012		DOWEL: BEARING (27315) 19H119511D5	EA		2									184	8	
X2H 06013	3810-374-0667	BEARING: HORIZONTAL PROPEL SHAFT (27315) 5T1538	EA		1									184	11	
X2H 06014		DOWEL: BEARING (27315) 18H1951D23	EA		2									184	12	
X2H 06015	2530-425-8184	BEARING, SLEEVE: HORIZONTAL PROPEL SHAFT (27315) 5T1538	EA		2									184	4	
O 06016	5306-893-9658	BOLT, HOOK: MAKE LINK TO SPRING (27315) 20T82	EA		2									186	14	
X20 06017		BOLT: PROPEL BRAKE (27315) 6T6F1	EA		2									186	24	
P F 06018	3810-288-1885	BEARING: PROPEL BRAKE BOLT (27315) 5T17 (INITIALLY SHOWN AS INDEX NO. 02752)	EA		4									186	25	
X20 06019		BRACKET: HORIZONTAL PROPEL BRAKE (27315) 16P768	EA		2									186	16	
P 06020	3810-860-5226	BRAKE BAND ASSEMBLY: HORIZONTAL PROPEL SHAFT (27315) L655-57-7 (INCLUDES COMPONENTS OR KIT, STOCK NO. 3810-808-9436)	EA		2	*	*	*	*	*	*	4	5			
O 06021	5306-959-7807	BOLT, MACHINE: BAND ADJUSTMENT (27315) 20T4203	EA		2									186	40	
X1 06022		BRAKE BAND SEGMENT (27315) 15N350	EA		2									186	6	



(1) SMR CODE INDEX NO.	(2) FEDERAL STOCK NUMBER	(3) DESCRIPTION  REFERENCE NO. & MER CODE      USABLE ON CODE	(4) UNIT OF ISSUE	(5) UNIT OF MEAS	(6) QTY INC IN UNIT	(7) 30 DAY DS MAINT ALLOWANCE			(8) 30-DAY GS MAINT ALLOWANCE			(9) 1-YR ALW PER 100 EQUIP CNTGCV	(10) DEPOT MAINT ALW PER 100 EQUIP	(11) ILLUSTRATION	
						(a)	(b)	(c)	(a)	(b)	(c)			(a)	(b)
						1-20	21-50	51-100	1-20	21-50	51-100			FIGURE NO.	ITEM NO/
O 06023	5310-063-3559	NUT, PLAIN, HEXAGON: BAND ADJUSTING BOLT (27315) 2061V010	EA		2									186	35
O 06024	5310-762-6448	NUT, PLAIN, HEXAGON: BAND ADJUSTING BOLT (27315) 2045V010	EA		2									186	36
X20 06025		SPACER: HAND ADJUSTING BOLT (27315) 115064	EA		2									186	38
X20 06026	2530-425-7897	SPRING, HELICAL: HAND ADJUSTING BOLT (27315) 17T264	EA		2									186	39
O 06027	5310-013-1002	WASHER FLAT: HAND ADJUSTING BOLT (27315) 3612V011	EA		2									186	37
X2H 06028		BRAKE DRUM: HORIZONTAL PROPEL SHAFT (27315) 13N084F1	EA		2										
X2H 06029	2520-425-8181	BEARING, SLEEVE: BRAKE DRUM (27315) 5T1577	EA		2									184	1
X2H 06030		BRAKE DRUM (27315) 13N184	EA		2									184	5
H 06031	5315-662-9668	KEY, MACHINE: BRAKE DRUM (27315) 20H147D12	EA		2									184	3
O 06032	4730-186-3024	BUSHING, PIPE: FITTING (27315) 2401Y001	EA		5									183	17
X2H 06033	3810-161-8274	CLUTCH: HORIZONTAL PROPEL SHAFT (27315) 15P622C1	EA		2									184	6
X2H 06034	3810-245-7859	CLUTCH: VERTICAL PROPEL SHAFT (27315) 15P716	EA		1									185	3
X2H 06035	3810-161-8252	COLLAR ASSEMBLY: CLUTCH SHAFT (27315) 18P40F1	EA		1										
H 06036	5306-774-9773	BOLT, MACHINE: COLLAR (27315) 20H1592D10	EA		2									185	1
X2H 06037	3810-161-8252	COLLAR: SHIFTER (27315) 18P40	EA		2									185	2
H 06038	5310-685-1429	NUT, PLAIN, HEXAGON: COLLAR BOLT (27315) 2045V005	EA		2									185	6

(1) SMR CODE INDEX NO.	(2) FEDERAL STOCK NUMBER	(3) DESCRIPTION  REFERENCE NO. & MER CODE      USABLE ON CODE	(4) UNIT OF ISSUE	(5) UNIT OF MEAS	(6) QTY INC IN UNIT	(7) 30 DAY DS MAINT ALLOWANCE			(8) 30-DAY GS MAINT ALLOWANCE			(9) 1-YR ALW PER 100 EQUIP CNTGCV	(10) DEPOT MAINT ALW PER 100 EQUIP	(11) ILLUSTRATION	
						(a)	(b)	(c)	(a)	(b)	(c)			(a)	(b)
						1-20	21-50	51-100	1-20	21-50	51-100			FIGURE NO.	ITEM NO/
H 06039	4730-187-4200	PLUG: SHIFTER COLLAR (27315) 2423V001	EA		1									185	4
H 06040	5310-012-0384	WASHER, LOCK: COLLAR BOLT (27315) 3615V011	EA		2									185	5
X2H 06041		COLLAR: SHAFT (27315) L918T17F1	EA		1									184	16
X1 00642	3810-352-4804	COLLAR: ADJUSTING (27315) 18T3186	EA		1										
H 06043	5310-050-3289	NUT, SELF-LOCKING: COLLAR SCREW (27315) 20H1618D7	EA		2									184	15
X2H 06044		PLATE: LOCK (27315) 18T6053	EA		1									184	14
H 06045	5305-207-7095	SCREW: COLLAR	EA		2									184	17
O 06046	4730-00-595-0676	COUPLING, PIPE: FITTING ADAPTER (27315) 2408V002	EA		10									183	15
H 06047	4730-187-7609	COUPLING, PIPE: SHIFTER COLLAR (27315) 2408V001	EA		1									185	18
O 06048	4730-288-9440	ELI, PIPE TO TUBE (27315) 44Z215D7	EA		4									183	41
O 06049	4730-050-4208	FITTING, LUBRICATION: PROPEL SHAFT BEARINGS (96906) MS15003-1	EA		5									183	2
O 06050	4730-050-4209	FITTING LUBRICATION: SHIFTER COLLAR (95879) 1110BL	EA		3									185	8
X2H 06051		GEAR ASSEMBLY: VERTICAL PROPEL SHAFT (27315) 1P1156F1	EA		1									185	
X2H 06052	2520-661-8679	BEARING: GEAR (27315) 5T2110	EA		1									185	9
O 06053	4730-050-4208	FITTING, LUBRICATION: GEAR (96906) MS15003-1	EA		1									185	8
X2H 06054		GEAR: SPUR (27315) 11P1156	EA		1									185	7

(1) SMR CODE INDEX NO.	(2) FEDERAL STOCK NUMBER	(3) DESCRIPTION  REFERENCE NO. & MER CODE      USABLE ON CODE	(4) UNIT OF ISSUE	(5) UNIT OF MEAS	(6) QTY INC IN UNIT	(7) 30 DAY DS MAINT ALLOWANCE			(8) 30-DAY GS MAINT ALLOWANCE			(9) 1-YR ALW PER 100 EQUIP CNTGCY	(10) DEPOT MAINT ALW PER 100 EQUIP	(11) ILLUSTRATION	
						(a)	(b)	(c)	(a)	(b)	(c)			(a)	(b)
						1-20	21-50	51-100	1-20	21-50	51-100			FIGURE NO.	ITEM NO/
X2H 06055	3810-517-7623	GEAR: HORIZONTAL PROPEL SHAFT (27315) 2P218C1	EA		1									184	13
X2H 06056	2520-294-9619	GEAR: VERTICAL PROPEL SHAFT (27315) 2P236C1	EA		1									185	15
X2H 06057		GUDGEON ASSEMBLY: VERTICAL PROPEL SHAFT (27315) 18P111	EA		1										
X2H 058	3810-321-8919	BEARING: CENTER GUDGEON (27315) 5T1565	EA		1									185	10
X2H 06059	2520-425-8175	BEARING: GUDGEON (27315) 5T1564	EA		1									185	13
X2H 06060	3810-999-6996	GUDGEON: PIVOT CENTER (27315) 18P1408	EA		1									185	11
H 06061	5315-893-6554	PIN: GUDGEON (27315) 19H1951D12	EA		2									185	17
P F 06062	3810-808-9436	KIT: LINING, HORIZONTAL PROPEL SMART (27315) 1015T5-5	EA		2	*	2	2	*	2	2	20	40		
X1 06063	3810-640-4374	LINING: FRICTION (27315) 15P797C1	EA		4									186	1
X1 06064	5320-286-8097	RIVET: BAND LINING (27315) 20H1658D2	EA		22									186	3
X1 06065	5320-286-8101	RIVET: BAND LINING (27315) 20H1658D6	EA		8									186	5
X1 06066	5320-8055156	RIVET: BAND LINING (27315) 20H1658D3	EA		6									186	4
X1 06067	5320-286-8102	RIVET: HAND LINING (27315) 20H1658D7	EA		6									186	2
X20 06068		LEVER ASSEMBLY: HORIZONTAL PROPEL BRAKE (27315) 6P1395F1	EA		2										
P F 0606G	3810-288-1885	BEARING: LEVER (27315) 5T17 (INITIALLY SHOWN AS INDEX NO. 02752)	EA		4									186	25
X1 06070		LEVER: HORIZONTAL PROPEL BRAKE (27315) 6P1395	EA		2									186	9

(1) SMR CODE INDEX NO.	(2) FEDERAL STOCK NUMBER	(3) DESCRIPTION  REFERENCE NO. & MER CODE      USABLE ON CODE	(4) UNIT OF ISSUE	(5) UNIT OF MEAS	(6) QTY INC IN UNIT	(7) 30 DAY DS MAINT ALLOWANCE			(8) 30-DAY GS MAINT ALLOWANCE			(9) 1-YR ALW PER 100 EQUIP CNTGCV	(10) DEPOT MAINT ALW PER 100 EQUIP	(11) ILLUSTRATION	
						(a)	(b)	(c)	(a)	(b)	(c)			(a)	(b)
						1-20	21-50	51-100	1-20	21-50	51-100			FIGURE NO.	ITEM NO/
X20 06071		LEVER ASSEMBLY: HORIZONTAL PROPEL BRAKE (27315) 6P986D2F1	EA		2										
P F 06072	3810-418148	BEARING: LEVER (27315) 5T1226	EA		2	2	2	2	2	2	24	40	186	33	
X1 06073		LEVER: HORIZONTAL PROPEL BRAKE (27315) 6P986D2	EA		2								186	41	
X20 06074		LEVER ASSEMBLY: LH HORIZONTAL PROPEL SNAKE (27315) 6P985D2F1	EA		2								186	32	
P F 06075	3810-425-8118	BRING: LEVER (27315) 5T1226 (INITIALLY SHOWN AS INDEX NO. 06072)	EA		2								186	33	
X1 06076		LEVER: HORIZONTAL PROPEL BRAKE (27315) 6P985D2	EA		2										
X20 06077		LEVER ASSEMBLY: RH HORIZONTAL PROPEL BRAKE (27315) 6P985D1F1	EA		2								186	42	
P F 06078	3810-425-8148	BEARING: LEVER (27315) 5T1226 (INITIALLY SHOWN AS INDEX NO. 06072)	EA		2								186	33	
X1 06079		LEVER: HORIZONTAL BRAKE (27315) 6P981	EA		2										
X20 06080		LEVER ASSEMBLY: RH HORIZONTAL PROPEL MAKE (27315) 6P96D1F1	EA		2								186	23	
P F 06081	3810-425-8148	BEARING: LEVER (27315) 5T1226 (INITIALLY SHOWN AS INDEX NO. 06072)	EA		2								186	33	
X1 06082		LEVER: HORIZONTAL PROPEL BRAKE (27315) 698601	EA		2										
X20 06083	2530-322-6411	LINK: HORIZONTAL PROPEL BRAKE LEVER (27315) 6T1349	EA		2								186	20	
X20 0608W	2530-322-6412	LINK: PROPEL BRAKE (27315) 6T1387	EA		2								186	12	
X20 06085	2520-322-6410	LINK: PROPEL BRAKE LEVER (27315) 6T1347	EA		4								186	7	

(1) SMR CODE INDEX NO.	(2) FEDERAL STOCK NUMBER	(3) DESCRIPTION  REFERENCE NO. & MER CODE      USABLE ON CODE	(4) UNIT OF ISSUE	(5) UNIT OF MEAS	(6) QTY INC IN UNIT	(7) 30 DAY DS MAINT ALLOWANCE			(8) 30-DAY GS MAINT ALLOWANCE			(9) 1-YR ALW PER 100 EQUIP CNTGCY	(10) DEPOT MAINT ALW PER 100 EQUIP	(11) ILLUSTRATION	
						(a)	(b)	(c)	(a)	(b)	(c)			(a)	(b)
						1-20	21-50	51-100	1-20	21-50	51-100			FIGURE NO.	ITEM NO/
X2F 06086		NIPPLE: CRAWLER FRAME (27315) 2419V052	EA		5									183	12
O 06087	4730-188-1854	NIPPLE, PIPE: FITTING (27315) 2419038	EA		5									183	14
H 06088	4730-196-2054	NIPPLE, PIPE: SHIFTER COLLAR (27315) 2419V001	EA		1									185	19
X2F 06089		NIPPLE: STEERING SHAFT (27315) 2419V042	EA		1									183	42
X2F 06090		NIPPLE: TUBE (27315) 2419V037	EA		1									183	7
F 06091	4730-240-1739	NUT	EA		6									183	42
O 06092	5310-584-5005	NUT, PLAIN HEXAGON: BRAKE LINK TO HOOK BOLT (27315) 2045V001	EA		2									186	13
O 06093	5310-012-4589	NUT, PLAIN HEXAGON: PROPEL BRAKE BOLT (27315) 2061V007	EA		2									186	31
O 06094	5310-559-9184	NUT, PLAIN HEXAGON: PROPEL BRAKE BOLT (27315) 2045V007	EA		6									186	29
F 0695	4730-240-1739	NUT: TUBE	EA		4									183	42
O 060G6	5315-839-8522	PIN: BRAKE BRACKET PIN (27315) 2201V033	EA		8									186	17
X20 06097		PIN: PROPEL BRAKE BAND DEAD END (27315) 19T2326	EA		4									186	28
X20 06098		PIN: PROPEL BRAKE LEVER PIN (27315) 2201V055	EA		4									186	27
X20 06099		PIN: PROPEL LEVER PIN (27315) 2201V051	EA		20									186	11
O 06100	5315-703-6309	PIN, STRAIGHT, HEADLESS: MAKE BRACKET (27315) 19F50D9	EA		2									186	18
O 06101	5315-273-7897	PIN, STRAIGHT, HEADLESS: PROPEL BRAKE EYE BOLT TO LEVER (27315) 19F52D11	EA		2									186	22

(1) SMR CODE INDEX NO.	(2) FEDERAL STOCK NUMBER	(3) DESCRIPTION  REFERENCE NO. & MER CODE      USABLE ON CODE	(4) UNIT OF ISSUE	(5) UNIT OF MEAS	(6) QTY INC IN UNIT	(7) 30 DAY DS MAINT ALLOWANCE			(8) 30-DAY GS MAINT ALLOWANCE			(9) 1-YR ALW PER 100 EQUIP CNTGCV	(10) DEPOT MAINT ALW PER 100 EQUIP	(11) ILLUSTRATION	
						(a)	(b)	(c)	(a)	(b)	(c)			(a)	(b)
						1-20	21-50	51-100	1-20	21-50	51-100			FIGURE NO.	ITEM NO/
O 06102	5315-425-7992	PIN, STRAIGHT, HEADLESS: PROPEL BRAKE LEVER (27315) 19T2270	EA		2									186	26
O 06103	5315-273-7898	PIN, STRAIGHT, HEADLESS: PROPEL BRAKE LEVER LINK (27315) 19F52D24	EA		2									186	10
O 06104	5315-281-7260	PIN, STRAIGHT, HEADLESS: PROPEL LEVER (27315) 19T2329	EA		8									186	34
O 06105	5315-273-7879	PIN, STRAIGHT, HEADLESS: PROPEL LEVER BRAKE LINK (27315) 19F50D15	EA		2									186	21
X2H 06106	5340-425-7888	RING, RETAINING: VERTICAL PROPEL SHAFT GEAR (27315) 17T222	EA		1									185	16
X2F 06107		SHAFT ASSEMBLY: CLUTCH LEVER (27315) 910P630-1	EA		2										
X2H 06108		BLOCK: SPRING GUIDE (27315) 6T163	EA		2									188	23
X2H 06109		BOLT: ROD (27315) 20T4591	EA		1									188	26
X2H 06110		CLEVIS ASSEMBLY: ROD END (27315) 6T1449F1	EA		1										
P H 06111	3810-281885	BEARING: END CONNECTOR (27315) 5T17 (INITIALLY SHOWN AS INDEX NO. 02752)	EA		2									188	11
X2H 06112		CLEVIS: ROD END (27315) 6T149	EA		1									188	10
X2H 06113		COLLAR SET ASSEMBLY: CLUTCH SHAFT (27315) 18H167F1	EA		4										
X2H 06114		COLLAR: COUNTERSHAFT (27315) 18H167	EA		4									188	6
H 06115	5305-011-0450	SETSCREW: COLLAR	EA		4									188	36
X2H 06116		LEVER ASSEMBLY: CAM (27315) 6P111F1	EA		1										

(1) SMR CODE INDEX NO.	(2) FEDERAL STOCK NUMBER	(3) DESCRIPTION  REFERENCE NO. & MER CODE      USABLE ON CODE	(4) UNIT OF ISSUE	(5) UNIT OF MEAS	(6) QTY INC IN UNIT	(7) 30 DAY DS MAINT ALLOWANCE			(8) 30-DAY GS MAINT ALLOWANCE			(9) 1-YR ALW PER 100 EQUIP CNTGCY	(10) DEPOT MAINT ALW PER 100 EQUIP	(11) ILLUSTRATION	
						(a)	(b)	(c)	(a)	(b)	(c)			(a)	(b)
						1-20	21-50	51-100	1-20	21-50	51-100			FIGURE NO.	ITEM NO/
X2H 06117		LEVER: CAM (27315) 6P1111	EA		1									188	15
H 06118	5310-763-8921	NUT, PLAIN HEXAGON: CAM LEVER SCREW (27315) 2045V008	EA		1										
X2H 06119	3810-425-7837	ROLLER: CAN LEVER (27315) 13T111F1	EA		1										
X2H 06120	3120-423-7817	BERING, SLEEVE: CAM LEVER ROLLER (27315) 5T813	EA		1									188	13
X2H 06121	3810-425-7837	ROLLER: CAM LEVER (27315) 13T111	EA		1									188	12
H 06122	5305-271-1974	SCREW, CAP, HEXAGON: CAM LEVER (27315) 0609V202	EA		1									188	16
H 06123	5310-044-6257	WASHER, FLAT: CAM LEVER SCREW	EA		1									188	14
H 06124	5310-010-3326	WASHER LOCK: CAM LEVER SCREW (27315) 3615V015	EA		1									188	3
X2H 06125		LEVER ASSEMBLY: CLUTCH SHAFT (27315) 6-1376F1	EA		1										
P H 06126	3810-288-1885	BEARING: LEVER (27315) 5T17	EA		1										
X2H 06127		LEVER: CLUTCH SHAFT (27315) 6P1376 (INITIALLY SHOWN AS INDEX NO. 02752)	EA		1									188	11
H 06128	5310-763-8921	NUT, PLAIN HEXAGON: CLUTCH LEVER SCREW (27315) 2045V008	EA		1									188	4
H 06129	5305-261-1974	SCREW, CAP, HEXAGON: CLUTCH LEVER (27315) 0609V202	EA		1									188	16
H 06130	5310-010-3326	WASHER LOCK: CLUTCH LEVER SCREW (27315) 3615V015	EA		1									188	3
X2H 00131		LEVER ASSEMBLY: LH CLUTCH SHIFTER (27315) 6T1009D2F1	EA		1										
X2H 06132		LEVER: CLUTCH SHIFTER (27315) 6T1009D2	EA		1									188	5

(1) SMR CODE INDEX NO.	(2) FEDERAL STOCK NUMBER	(3) DESCRIPTION  REFERENCE NO. & MER CODE      USABLE ON CODE	(4) UNIT OF ISSUE	(5) UNIT OF MEAS	(6) QTY INC IN UNIT	(7) 30 DAY DS MAINT ALLOWANCE			(8) 30-DAY GS MAINT ALLOWANCE			(9) 1-YR ALW PER 100 EQUIP CNTGCV	(10) DEPOT MAINT ALW PER 100 EQUIP	(11) ILLUSTRATION	
						(a)	(b)	(c)	(a)	(b)	(c)			(a)	(b)
						1-20	21-50	51-100	1-20	21-50	51-100			FIGURE NO.	ITEM NO/
H 06133	5310-763-8921	NUT: CLUTCH SHIFTER SCREW (27315) 2045V008	EA		1									188	4
H 06134	5305-261-1974	SCREW, CAP, HEXAGON: CLUTCH SHIFTER (27315) 0622V096	EA		1									188	34
H 06135	5310-010-3326	LOCK: CLUTCH SHIFTER SCREW (273155) 3615V015	EA		3									188	3
X2H 06136		LEVER ASSEMBLY: RH CLUTCH SHIFTER (27315) 6T1009D1F1	EA		1										
X2H 06137		LEVER: CLUTCH SHIFTER (27315) 6T1009D1	EA		1									188	2
H 06138	5310-763-8921	NUT, PLAIN HEXAGON: CLUTCH SHIFTER LEVER SCREW (27315) 2045V008	EA		1									188	4
H 06139	5305-261-1974	SCREW, CAP, HEXAGON : CLUTCH SHIFTER LEVER (27315) 0622V096	EA		1									188	34
H 06140	5310-010-3326	LOCK: CLUTCH SHIFTER LEVER SCREW (273151) 3615V015	EA		1									188	3
X2H 06141		LEVER ASSEMBLY: STEERING, LH (27315) 6P1388D2F1	EA		1										
X2H 06142		LEVER: STEERING (27315) 6P1388D2	EA		1									188	28
H 06143	5310-763-8921	NUT, PLAIN HEXAGON: STEERING LEVER SCREW (27315) 2045V008	EA		1									188	4
X2H 06144		SCREW: STEERING LEVER (27315) 0609V201	EA		1									188	31
H 06145	5310-010-3326	WASHER LOCK: STEERING LEVER SCREW (27315) 3615V015	EA		1									188	3
X2H 06146		LEVER ASSEMBLY: STEERING RH (27315) 6P1388D1F1	EA		1										
X2H 06147	2530-989-5287	LEVER: STEERING (27315) 6P13881D	EA		1									188	30
H 06148	5310-763-8921	NUT, PLAIN HEXAGON: STEERING LEVER SCREW (27315) 2045V008	EA		1									188	4



(1) SMR CODE INDEX NO.	(2) FEDERAL STOCK NUMBER	(3) DESCRIPTION  REFERENCE NO. & MER CODE      USABLE ON CODE	(4) UNIT OF ISSUE	(5) UNIT OF MEAS	(6) QTY INC IN UNIT	(7) 30 DAY DS MAINT ALLOWANCE			(8) 30-DAY GS MAINT ALLOWANCE			(9) 1-YR ALW PER 100 EQUIP CNTGCY	(10) DEPOT MAINT ALW PER 100 EQUIP	(11) ILLUSTRATION	
						(a)	(b)	(c)	(a)	(b)	(c)			(a)	(b)
						1-20	21-50	51-100	1-20	21-50	51-100			FIGURE NO.	ITEM NO/
X2H 06149		SCREW: STEERING LEVER (27315) 0609V201	EA		1									188	31
H 06150	5310-010-3326	WASHER LOCK: STEERING LEVER SCREW (27315) 3615V015	EA		1									188	3
X2H 06151		LEVER ASSEMBLY: STEERING SHAFT (27315) 6P1109F1	EA		1										
X2H 06152		LEVER: STEERING SHAFT (27315) 6P1109	EA		1									188	27
H 06153	5310-763-8921	NUT, PLAIN HEXAGON: STEERING LEVER SCREW (27315) 2045V008	EA		1									188	4
X2H 06154		SCREW: STEERING LEVER (27315) 0609C201	EA		1									188	31
H 06155	5311-010-3326	WASHER LOCK: STEERING LEVER SCREW (27315) 3615V015	EA		1									188	3
X2H 06156	2530-322-6409	LINK: STEERING LEVER SHAFT (27315) 6P962	EA		1									188	29
H 06157	4730-196-2058	NIPPLE, PIPE	EA		2									188	22
H 06158	5310-754-2248	NUT, PLAIN: ATTACHING, STEERING SHAFT (27315) 2071V008	EA		4									188	25
H 06159	5310-763-8921	NUT, PLAIN, HEXAGON: STEERING SHAFT (27315) 2045V008	EA		1									188	4
H 06160	5315-013-7228	PIN, COTTER: ROD BOLT (27315) 2201V051	EA		1									188	9
H 06161	5315-423-7782	PIN: SHIFTER YOKE (27315) 20T501	EA		2									188	33
H 06162	5315-425-8003	PIN, STRAIGHT HEADLESS: STEERING LEVER (27315) 19T80	EA		1									188	8
X2H 06163		SHAFT ASSEMBLY: CLUTCH LEVER (27315) 10P108F1	EA		1										
X2H 06164		KEY: CLUTCH LEVER SHAFT (27315) 20H1400D8	EA		3									188	35

(1) SMR CODE INDEX NO.	(2) FEDERAL STOCK NUMBER	(3) DESCRIPTION  REFERENCE NO. & MER CODE      USABLE ON CODE	(4) UNIT OF ISSUE	(5) UNIT OF MEAS	(6) QTY INC IN UNIT	(7) 30 DAY DS MAINT ALLOWANCE			(8) 30-DAY GS MAINT ALLOWANCE			(9) 1-YR ALW PER 100 EQUIP CNTGCY	(10) DEPOT MAINT ALW PER 100 EQUIP	(11) ILLUSTRATION	
						(a)	(b)	(c)	(a)	(b)	(c)			(a)	(b)
						1-20	21-50	51-100	1-20	21-50	51-100			FIGURE NO.	ITEM NO/
X2H 06165	3810-999-6995	SHAFT: CLUTCH LEVER (27315) 10P1085	EA		1									188	1
X2H 06166		SHAFT ASSEMBLY: STEERING LEVER (27315) 10P1084F1	EA		1										
X2H 06167		KEY: STEERING LEVER SHAFT (27315) 20H1400D6	EA		2									188	20
X2H 06168		KEY: STEERING LEVER SHAFT (27315) 20H1400D9	EA		1									188	19
X2H 06169		KEY: STEERING LEVER SHAFT (27315) 20T4010	EA		1									188	18
X2H 06170		SHAFT: STEERING LEVER (27315) 10P1084	EA		1									188	17
X2H 06171	5340-209-8664	SPRING, HELICAL: STEERING LEVER SHAFT (27315) 17H136	EA		1									188	24
H 06172	5310-209-0715	WASHER, FLAT: STEERING SHAFT (27315) 3612V009	EA		3									188	21
X2H 06173	3810-164-9223	YOKE: CLUTCH SHIFTER (27315) 6T1009	EA		1									188	32
X2H 06174	3810-164-9261	SHAFT: HORIZONTAL PROPEL (27315) 10N108F1	EA		1										
X2H 06175		KEY: SHAFT (27315) 20H1461D11	EA		2									184	10
X2H 06176	3810-164-9261	SHAFT: HORIZONTAL PROPEL (27315) 10N108	EA		1									184	7
X2H 06177	381013740602	SHAFT: VERTICAL PROPEL (27315) 10N164	EA		1									185	12
P O 06178	5340-598-7063	SPRING, HELICAL: PROPEL BRAKE BRACKET (27315) 17T225	EA		2	*	*	2	*	*	2	8	10	186	15
X2H 06179	3810-162-7671	SPROCKET: HORIZONTAL PROPEL SHAFT (27315) 4P273C1	EA		2									184	2

(1) SMR CODE INDEX NO.	(2) FEDERAL STOCK NUMBER	(3) DESCRIPTION  REFERENCE NO. & MER CODE      USABLE ON CODE	(4) UNIT OF ISSUE	(5) UNIT OF MEAS	(6) QTY INC IN UNIT	(7) 30 DAY DS MAINT ALLOWANCE			(8) 30-DAY GS MAINT ALLOWANCE			(9) 1-YR ALW PER 100 EQUIP CNTGCV	(10) DEPOT MAINT ALW PER 100 EQUIP	(11) ILLUSTRATION	
						(a)	(b)	(c)	(a)	(b)	(c)			(a)	(b)
						1-20	21-50	51-100	1-20	21-50	51-100			FIGURE NO.	ITEM NO/
X2F 06180		STEERING GEAR AND SHAFT ASSEMBLY (27315) L655-31-4	EA		1										
X2F 06181		BRACKET ASSEMBLY: STEERING SHAFT (27315) 29N285F1	EA		1										
P F 06182	2530-425-8154	O RING, SLEEVE: BRACKET (27315) 5T1386	EA		4	*	*	2	*	*	2	8	20	187	5
X2F 06183		BRACKET: STEERING SHAFT (27315) 29N285	EA		1									187	6
X2F 06184	2530-374-0677	CAM: STEERING SHAFT (27315) 6T816	EA		1									187	26
X2F 06185	2530-425-8012	GEAR, BEVEL: STEERING SHAFT (27315) 2P146	EA		1									187	7
X2F 06186	2530-425-8013	GEAR, BEVEL: STEERING SHAFT ASSEMBLY (27315) 2P147	EA		1									187	16
X2F 06187	2530-425-7813	GEAR, SPUR: STEERING SHAFT (27315) 1T373	EA		1									187	21
F 06188	5315-480-8045	KEY, MACHINE: SHAFT (27315) 20T3785	EA		1									187	25
X2F 06189		KEY: SHAFT (27315) 20H1386D7	EA		1									187	22
X2F 06190	2530-374-0678	LEVER, HAND: CAMSHAFT (27315) 6T944	EA		1									187	13
F 06191	5310-063-3559	NUT, PLAIN, HEXAGON: STEERING SHAFT (27315) 2061V010	EA		1									187	9
F 06192	5310-584-5005	NUT, PLAIN, HEXAGON: STEERING SMART SCREW (27315) 2045V001	EA		2									187	15
F 06193	5310-763-8920	NUT, PLAIN, HEXAGON: STEERING SHAFT SCREW (27315) 2045V007	EA		4									187	19
F 06194	5310-425-7919	NUT, SLEEVE: STEERING SHAFT (27315) 18T2546C1	EA		1									187	8
F 06195	5315-316-0608	PIN: STEERING SHAFT PIN (27315) 2201V017	EA		6									187	3

(1) SMR CODE INDEX NO.	(2) FEDERAL STOCK NUMBER	(3) DESCRIPTION  REFERENCE NO. & MER CODE      USABLE ON CODE	(4) UNIT OF ISSUE	(5) UNIT OF MEAS	(6) QTY INC IN UNIT	(7) 30 DAY DS MAINT ALLOWANCE			(8) 30-DAY GS MAINT ALLOWANCE			(9) 1-YR ALW PER 100 EQUIP CNTGCV	(10) DEPOT MAINT ALW PER 100 EQUIP	(11) ILLUSTRATION	
						(a)	(b)	(c)	(a)	(b)	(c)			(a)	(b)
						1-20	21-50	51-100	1-20	21-50	51-100			FIGURE NO.	ITEM NO/
F 06196	5315-275-8209	PIN, STRAIGHT, 5E5D8ESS: STEERING SHAFT (27315) 19H31	EA		1									187	20
F 06197	5315-619-7172	PIN, STRAIGHT HEADLESS: STEERING SHAFT (27315) 19F410	EA		1									187	2
F 06198	5315-275-8160	PIN, STRAIGHT, HEADLESS: STEERING SHAFT GEARS (27315) 19r4809	EA		2									187	10
F 06199	5305-071-2238	SCREW, CAP, HEXAGON: STEERING S3rT EA 2 187 11 (27315) 0609V007													
F 06200	5305-285-5178	SCREW, CAP, HEXAGON: STEERING SHAFT (27315) 0626V112	EA		4									187	17
F 06201	5305-040-4568	SCREW, MACHINE: STEERING SHAFT (27315) 064V03	EA		1									187	24
X2F 06202		SHAFT ASSEMBLY: S3TERING (27315) 10T1115F1	EA		1										
X2F 06203		SHAFT: STEERING WHEEL (27315) 10T1115	EA		1									187	23
X2F 06204		SHAFT: CAM STEERING (27315) 10T723	EA		1									187	12
X2F 06205		SHAFT: STEERING WHEEL (27315) 10T1040	EA		1									187	4
X2F 06206		STEERING WHEEL (27315) 13P127	EA		1									187	1
F 06207	5310-012-0380	WASHER, LOCK: STEERING SHAFT SCREW (27315) 3616V007	EA		2									187	14
F 06208	5310-012-1574	WASHER LOCK: STEERING SHAFT SCREW (27315) 3615V013	EA		4									187	18
N F 06209		TUBE: HORIZONTAL SHAFT (27315) 220430043-048 MANUFACTURE FROM:	EA		4									183	13
P F 06210	4710-277-5526	TUBE, COPPER (4 FT REQUIRED FOR EACH TUBE) (23382) 58076	FT					SEE GRP 9501							

(1) SMR CODE INDEX NO.	(2) FEDERAL STOCK NUMBER	(3) DESCRIPTION  REFERENCE NO. & MER CODE      USABLE ON CODE	(4) UNIT OF ISSUE	(5) UNIT OF MEAS	(6) QTY INC IN UNIT	(7) 30 DAY DS MAINT ALLOWANCE			(8) 30-DAY GS MAINT ALLOWANCE			(9) 1-YR ALW PER 100 EQUIP CNTGCY	(10) DEPOT MAINT ALW PER 100 EQUIP	(11) ILLUSTRATION	
						(a)	(b)	(c)	(a)	(b)	(c)			(a)	(b)
						1-20	21-50	51-100	1-20	21-50	51-100			FIGURE NO.	ITEM NO/
F 06211		TUBE: LOWER VERTICAL SHAFT (27315) 220430043-030 MANUFACTURE FROM:	EA		3									183	18
P F 06212	4710-277-5526	TUBE, COPPER (30 IN. REQUIRED FOR EACH TUBE) (23382) 58076	FT			SEE GRP 9501									
O 06213	5310-58-8399	WASHER, FLAT: BRAKE BRACKET PIN (27315) 3612V006	EA		12									186	19
X2O 06214		WASHER: PROPEL BRAKE LEVER LINK (27315) 361V011	EA		4									186	8
X2H 06215	3810-425-7926	WASHER: VERTICAL PROPEL SHAFT	EA		1									185	1
X2O 06216	2530-374-0650	YOKE, BRAKE LEVER: PROPEL BRAKE LEVER (27315) 20T3927	EA		2									186	3
06211		7499 - CABLES													
X2O 06218		CLIP: TRIP ROPE (27315) 30Z1D3	EA		2									189	3
X2O 06219		THIMBLE: TRIP ROPE (27315) 8T214	EA		2									189	5
M O 06220		WIRE ROPE: BOOM HOIST (27315) 01774071-240 MANUFACTURE FROM:	EA		1									189	2
P O 06221	4010-273-8337	WIRE ROPE, STEEL (240 FT REQUIRED)	FT			SEE GRP 9501									
M O 06222		WIRE ROPE: CRANE (27315) 017704073-340 MANUFACTURE FROM:	EA		1									189	7
P O 02623	4010-269-9294	WIRE ROPE, STEEL (340 FT REQUIRED)	FT			SEE GRP 9501									

(1) SMR CODE INDEX NO.	(2) FEDERAL STOCK NUMBER	(3) DESCRIPTION  REFERENCE NO. & MER CODE      USABLE ON CODE		(4) UNIT OF ISSUE	(5) UNIT OF MEAS	(6) QTY INC IN UNIT	(7) 30 DAY DS MAINT ALLOWANCE			(8) 30-DAY GS MAINT ALLOWANCE			(9) 1-YR ALW PER 100 EQUIP CNTGCV	(10) DEPOT MAINT ALW PER 100 EQUIP	(11) ILLUSTRATION	
							(a)	(b)	(c)	(a)	(b)	(c)			(a)	(b)
							1-20	21-50	51-100	1-20	21-50	51-100			FIGURE NO.	ITEM NO/
M O 06224		WIRE ROPE: CRANE BOOM (27315) 017704672-160 MANUFACTURE FROM:	EA		1										189	8
P O 06225	3010-185-6891	WIRE ROPE, STEEL (160 FT REQUIRED)	FT				SEE GRP 9501									
M O 06226		WIRE ROE: DIPPER TRIP MANUFACTURE FROM:	EA		1											
P O 06227	3010-222-4484	WIRE ROPE, STEEL (35 FT REQUIRED)	FT				SEE GRP 9501									
M O 06228		WIRE ROPE: No EA 1 EA 7 (27315) 017701173-190 MANUFACTURE FROM:														
P O 06229	4010-269-9294	WIRE ROPE, STEEL (190 FT REQUIRED)	FT				SEE GRP 9501									
M O 06230		WIRE ROPE: HOE BOOM DIPPER (27315) 0177040073-080 MANUFACTURE FROM:	EA		1										189	7
P O 06231	4010-269-9294	WIPE ROPE, STEEL (80 FT REQUIRED)	FT				SEE GRP 9501									
M O 06232		WIRE ROPE: JIB HOIST (27315) 07704073-080 MANUFACTURE FROM:	EA		1										189	2
P O 06233	4010-269-9336	WIRE ROPE, STEEL (115 FT REQUIRED)	FT				SEE GRP 9501									
M O 06234		WIRE ROPE: JIB HOIST (27315) 007771-180 MANUFACTURE FROM:	EA		1										189	2
P O 06235	4010-269-9336	WIRE ROPE, STEEL (180 FT REQUIRED)	FT				SEE GRP 9501									
M O 06236		WIRE ROPE: SHOVEL (27315) 017704071-145 MANUFACTURE FROM:	EA		1										189	2
P O 06237	4010-273-8337	WIRE ROPE, STEEL (145 FT REQUIRED)	FT				SEE GRP 9501									

(1) SMR CODE INDEX NO.	(2) FEDERAL STOCK NUMBER	(3) DESCRIPTION  REFERENCE NO. & MER CODE      USABLE ON CODE	(4) UNIT OF ISSUE	(5) UNIT OF MEAS	(6) QTY INC IN UNIT	(7) 30 DAY DS MAINT ALLOWANCE			(8) 30-DAY GS MAINT ALLOWANCE			(9) 1-YR ALW PER 100 EQUIP CNTGCV	(10) DEPOT MAINT ALW PER 100 EQUIP	(11) ILLUSTRATION	
						(a)	(b)	(c)	(a)	(b)	(c)			(a)	(b)
						1-20	21-50	51-100	1-20	21-50	51-100			FIGURE NO.	ITEM NO/
M O 06238		WIRE ROPE: SHOVEL (27315) 017704073-95 MANUFACTURE FROM:	EA		1									189	7
P O 06239	4010-269-9294	WIRE ROPE, STEEL (95 FT REQUIRED)	FT			SEE GRP 9501									
M O 06240		WIRE ROPE: SHOVEL (27315) 017704385-35 MANUFACTURE FROM:	EA		1									189	6
P O 06241	4010-184-9540	WIRE ROPE, STEEL (95 FT REQUIRED)	FT			SEE GRP 9501									
P O 06242		WIRE ROPE: SHOVEL DIPPER TRIP (27315) 01774385-13 MANUFACTURE FROM:	EA		1									189	4
P O 06243	4010-184-9540	WIRE ROPE, STEEL (13 FT REQUIRED)	FT			SEE GRP 9501									
06244		GROUP 76 - FIRE FIGHTING EQUIPMENT													
06245		7603 - FIRE EXTINGUISHERS													
O 06246	5306-272-3769	BOLT, MACHINE: BRACKET MTG	EA		2										
P O 06247	5935-201-7486	EXTINGUISHER: CARBON DIOXIDE WITH BRACKET (27315) 37Z48	EA		1	*	*	*	*	*	*	*	*		
O 06248	5310-045-1061	NUT, SELF-LOCKING: BRACKET MTG BOLT	EA		2										
06249		GROUP 95 - GENERAL USE STANDARDIZED PARTS													
06250		9501 - BULK MATERIAL													
P O 06250	4010-288-9940	CHAIN	FT			*	*	*	*	*	*	25	50		
P O 06252	3020-275-6933	CHAIN, ROLLER	FT			*	*	*	*	*	*	25	5		

(1) SMR CODE INDEX NO.	(2) FEDERAL STOCK NUMBER	(3) DESCRIPTION  REFERENCE NO. & MER CODE      USABLE ON CODE	(4) UNIT OF ISSUE	(5) UNIT OF MEAS	(6) QTY INC IN UNIT	(7) 30 DAY DS MAINT ALLOWANCE			(8) 30-DAY GS MAINT ALLOWANCE			(9) 1-YR ALW PER 100 EQUIP CNTGCV	(10) DEPOT MAINT ALW PER 100 FOUUP	(11) ILLUSTRATION	
						(a)	(b)	(c)	(a)	(b)	(c)			(a)	(b)
						1-20	21-50	51-100	1-20	21-50	51-100			FIGURE NO.	ITEM NO/
P O 06253	3020-585-5501	CHAIN, ROLLER	FT			*	*	*	*	*	*		25	50	
P O 06254	3020-585-5502	CHAIN, ROLLER				*	*	*	*	*	*		25	50	
P O 06255	4010-161-9299	CHAIN, WELDED	FT			*	*	*	*	*	*		25	50	
P O 06256	4010-228-9943	CHAIN, WELDED STEEL	FT			*	*	*	*	*	*		25	50	
P O 06257	5975-132-9475	CONDUIT, FLEXIBLE	FT			*	*	*	*	*	*		100	200	
P H 06258	5330-270-8469	PAPER	YD						*	*	*		1	2	
P O 06259	5330-270-9469	PAPER, GASKET	YD			*	*	*	*	*	*		1	2	
P F 06260	4710-087-2785	PIPE	FT			*	*	*	*	*	*		10	25	
P O 06261	4710-087-2676	PIPE, STEEL	FT			*	*	*	*	*	*		10	25	
P O 06262	4710-162-0984	PIPE, STEEL	FT			*	*	*	*	*	*		10	25	
P O 06263	4710-162-0984	PIPE, STEEL	FT			*	*	*	*	*	*		10	25	
P O 06264	4710-278-5345	PIPE, STEEL	FT			*	*	*	*	*	*		10	25	
P O 06265	4710-278-5408	PIPE, STEEL	FT			*	*	*	*	*	*		10	25	
P O 06266	4710-162-0949	PIPE, WROUGHT IRON	FT			*	*	*	*	*	*		10	25	
P O 06267	4710-277-5526	TUBE, COPPER (23382) 58076	FT			*	*	*	*	*	*		10	25	
P O 06268	4710-277-5527	TUBE, COPPER	FT			*	*	*	*	*	*		10	25	

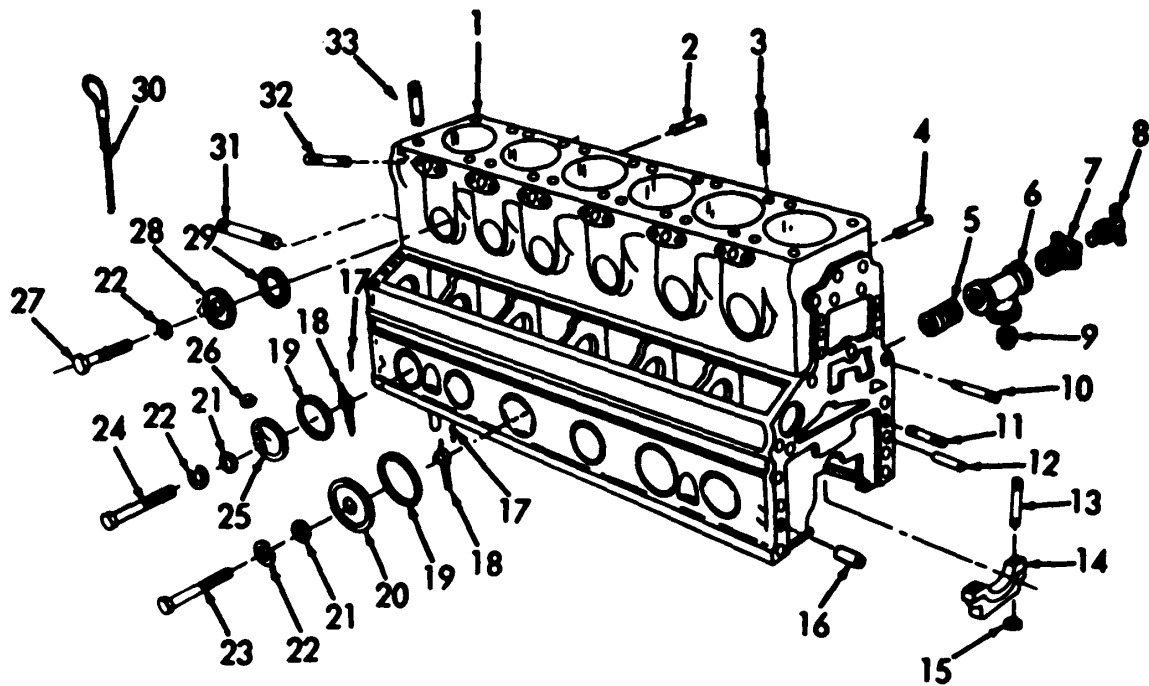


(1) SMR CODE INDEX NO.	(2) FEDERAL STOCK NUMBER	(3) DESCRIPTION  REFERENCE NO. & MFR. CODE      USABLE ON CODE		(4) UNIT OF ISSUE	(5) UNIT OF MEAS	(6) QTY INC IN UNIT	(7) 30 DAY DS MAINT ALLOWANCE			(8) 30-DAY GS MAINT ALLOWANCE			(9) 1-YR ALW PER 100 EQUIP CNTGCTY	(10) DEPOT MAINT ALW PER 100 EQUIP	(11) ILLUSTRATION	
							(a)	(b)	(c)	(a)	(b)	(c)			(a)	(b)
							1-20	21-50	51-100	1-20	21-50	51-100			FIGURE NO.	ITEM NO/
P O 06269	4710-277-7580	TUBE, COPPER		FT			*	*	*	*	*	*	25	50		
P O 06270	6140-649-8537	WIRE		FT			*	*	*	*	*	*	50	100		
P O 06271	6145-191-2517	WIRE		FT			*	*	*	*	*	*	50	100		
P O 06272	6145-284-0659	WIRE		FT			*	*	*	*	*	*	50	100		
P O 06273	6145-660-8933	WIRE		FT			*	*	*	*	*	*	50	100		
P O 06274	6145-835-7101	WIRE		FT			*	*	*	*	*	*	50	100		
06275	WIRE 8135-084-8312	FT			*		*	*	*	*	*	*	50	100		
P H 06276	9505-596-1620	WIRE		LB					*	*	*		10	25		
O 06277	9505-196-1620	WIRE		CL			*	*	*	*	*	*	2	1		
P O 06278	6140-651-8642	WIRE, ELECTRICAL		FT			*	*	*	*	*	*	50	100		
P O 06279	6140-651-8643	WIRE-, ELECTRICAL		FT			*	*	*	*	*	*	50	100		
P O 06280	6145-284-0326	WIRE, ELECTRICAL		FT			*	*	*	*	*	*	50	100		
P O 06281	6145-299-4445	WIRE, ELECTRICAL		FT			*	*	*	*	*	*	50	100		
O 06282	6145-299-4446	WIRE, ELECTRICAL		FT			*	*	*	*	*	*	50	100		
P O 06283	3815-560-6097	WIRE, ROPE		FT			*	*	*	*	*	*	999	500		
P O 06284	4010-222-4484	WIRE, ROPE		FT			*	*	*	*	*	*	999	500		
				<b>434</b>												

(1) SMR CODE INDEX NO.	(2) FEDERAL STOCK NUMBER	(3) DESCRIPTION  REFERENCE NO. & MER CODE      USABLE ON CODE	(4) UNIT OF ISSUE	(5) UNIT OF MEAS	(6) QTY INC IN UNIT	(7) 30 DAY DS MAINT ALLOWANCE			(8) 30 DAY GS MAINT ALLOWANCE			(9) 1-YR ALW PER 100 EQUIP CNTGCV	(10) DEPOT MAINT ALW PER 100 EQUIP	(11) ILLUSTRATION	
						(a)	(b)	(c)	(a)	(b)	(c)			(a)	(b)
						1-20	21-50	51-100	1-20	21-50	51-100			FIGURE NO.	ITEM NO/
P O 06285	4010-184-9540	WIRE ROPE, STEEL	FT			*	*	*	*	*	*	999	500		
P O 06286	4010-185-6991	WIRE ROPE, STEEL	FT			*	*	*	*	*	*	999	500		
P O 06287	4010-269-9294	WIRE ROPE, STEEL	FT			*	*	*	*	*	*	999	500		
P O 06288	4010-273-8337	WIRE ROPE, STEEL	FT			*	*	*	*	*	*	999	500		
O 06289	4010-752-9584	WIRE ROPE, STEEL	FT			*	*	*	*	*	*	999	500		
O 06289A	9505-198-9110	WIRE, STEEL	CL			*	*	*	*	*	*	2	1		

(1) SMR CODE INDEX NO.	(2) FEDERAL STOCK NUMBER	(3) DESCRIPTION  REFERENCE NO. & MER CODE      USABLE ON CODE	(4) UNIT OF ISSUE	(5) UNIT OF MEAS	(6) QTY INC IN UNIT	(7) 30 DAY DS MAINT ALLOWANCE			(8) 30-DAY GS MAINT ALLOWANCE			(9) 1-YR ALW PER 100 EQUIP CNTGCV	(10) DEPOT MAINT ALW PER 100 EQUIP	(11) ILLUSTRATION	
						(a)	(b)	(c)	(a)	(b)	(c)			(a)	(b)
						1-20	21-50	51-100	1-20	21-50	51-100			FIGURE NO.	ITEM NO/
06290		SECTION III - SPECIAL TOOLS LIST													
06291		GROUP 26 - ACCESSORIES, PUBLICATIONS AND TOOLS													
06292		2644 - SPECIAL TOOLS													
06293		<b>NOTE: IF THESE TOOLS ARE NOT A COMPONENT OF AUTHORIZED TA OR TOOL SETS, A QUANTITY NECESSARY FOR THE PERFORMANCE Or ASSIGNED MAINTENANCE MISSION IS AUTHORIZED FOR EACH FIELD AND DEPOT MAINTENANCE FACILITY.</b>													
P H 06294	5120-766-4746	COMPRESSOR VALVE SPRING (89923) 40065	EA		1				*	*	*	*	*		
P F 06295	4910-703-3326	FIXTURE: CYLINDER HEAD AND LINER (89923) 41660	EA		1	*	*	*	*	*	*	*	*		
P H 06296	4910-657-7429	MAINTENANCE FIXTURE: AUTOMOTIVE ENGINE ACCESSORY (89923) 40825	EA		1				*	*	*	*	*		
P H 06297	5120-766-4747	PULLER: CYLINDER HEAD AND SLEEVE (89923) 40064	EA		1				*	*	*	*	*		
X1 06298	5306-225-8509	BOLT: PULLER (89923) 112621	EA		2										
X1 06299	5305-018-1441	SCREW, CAP HEXAGON: PULLER (89923) 13276	EA		4										
P H 06300	5120-707-1266	PULLER MECHANICAL: CYLINDER HEAD AND LINER (89923) 19260	EA		1				*	*	*	*	*		
P F 06301	5117-766-4748	PULLER, MECHANICAL: WATER PUMP IMPELLER (89923) ) 40063	EA		1	*	*	*	*	*	*	*	*		
P O 06302	5120-690-7948	PULLER: SHEAR WASHER (27315) 921T2	EA		1	*	*	*	*	*	*	*	*		
X1 06303	5310-685-1429	NUT, PLAIN HEXAGON: PULLER (27315) 21T56	EA		1										
X1 06304		PLUNGER: SHEAR WASHER (27315) 21T56	EA		1										

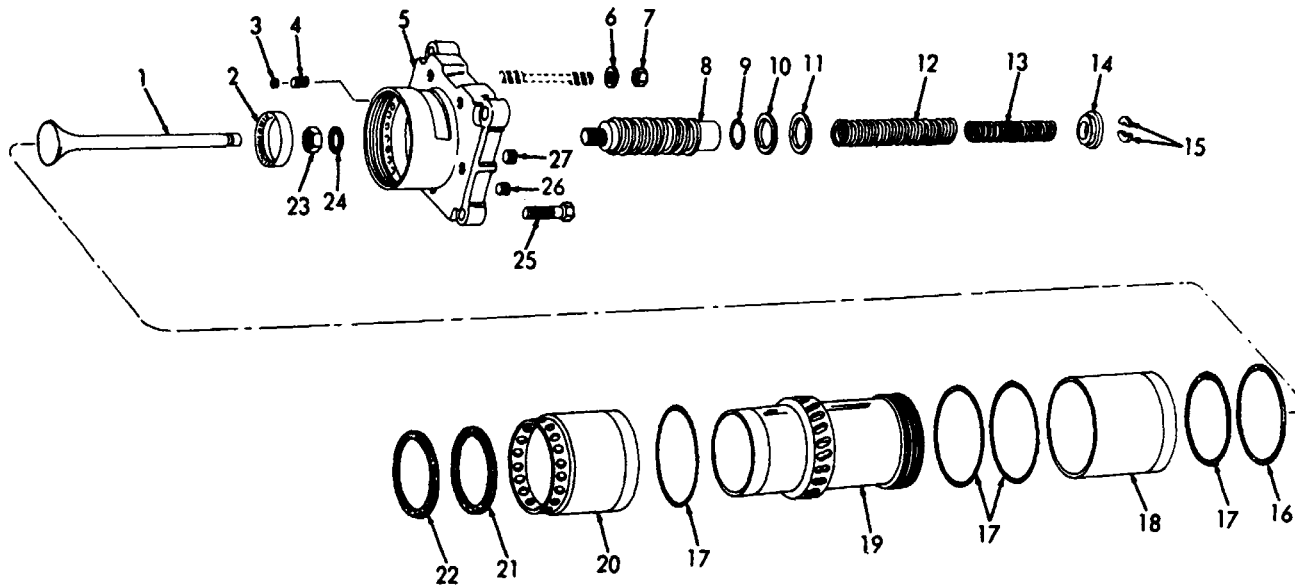
(1) SMR CODE INDEX NO.	(2) FEDERAL STOCK NUMBER	(3) DESCRIPTION  REFERENCE NO. & MER CODE      USABLE ON CODE	(4) UNIT OF ISSUE	(5) UNIT OF MEAS	(6) QTY INC IN UNIT	(7) 30 DAY DS MAINT ALLOWANCE			(8) 30-DAY GS MAINT ALLOWANCE			(9) 1-YR ALW PER 100 EQUIP CNTGCV	(10) DEPOT MAINT ALW PER 100 EQUIP	(11) ILLUSTRATION		
						(a)	(b)	(c)	(a)	(b)	(c)			(a)	(b)	
						1-20	21-50	51-100	1-20	21-50	51-100			FIGURE NO.	ITEM NO/	
X1 06305	5305-207-2598	SCREW, CAP, HEXAGON: PULLER (27315) 20T24	EA		1											
P F 06306	5180-679-3417	TOOL KIT: FUEL INJECTOR (89923) 41692	EA		1	*	*	*	*	*	*	*	*	*	*	*
X1 06307		CASE TOOL (84760) 1707-4A	EA		1											
X1 06308		EXTRACTOR, END PLATE SLEEVE (84760) 1704	EA		1											
X1 06309		PLIERS: SNAP RING, 6 IN. (84760) 1711	EA		1											
X1 06310		SCREWDRIVER SOCKET (84760) 1710	EA		1											
X1 06311	5120-971-5376	WRENCH SPANNER (84760) 13339	EA		1											
X1 06312		WRENCH: TRANSFER PUMP ROTOR (84760) 1721-1A	EA		1											
P F 06313	5120-649-9184k	WRENCH: BOX AND OPEN (89923) 41116	EA		1	*	*	*	*	*	*	*	*	*	*	*
P F 06314	5120-649-9184	WRENCH, BOX, OPEN OFF-SET HANDLE: INJECTION PUMP MTG SCREW (89923) 41166	EA		1	*	*	*	*	*	*	*	*	*	*	*



MSC 38102D6-35P/1

Figure No. 1. Engine Crankcase  
 LEGEND TO PARTS, FIGURE 1

ITEM NO	FUNCT GROUP	APPL PARTS	ITEM NAME	ITEM NO	FUNCT GROUP	APPL PARTS	ITEM NAME	ITEM NO	FUNCT GROUP	APPL PARTS	ITEM NAME
1	0101	1	CRANKCS	14	010	1	CAP	22	0106	1	WASHE R
2	0101	1	STUD	15	0101	1	NUT	23	0101	1	SCREW
3	0101	1	STUD	16	0101	1	PLUG	24	0106	1	SCREW
4	0101	1	STUD	17	0101	1	PIN	25	0106	1	PIPE AY
5	0503	1	NIPPLE	17	0106	1	PIN	26	0106	1	CAP
6	0503	1	TEE	18	0101	1	ARM	27	0101	1	BOLT
7	0503	1	BUSHING	18	0106	1	ARM	28	0101	1	COVER
8	0503	1	COCK	19	0101	1	PACKING	29	0101	1	WASHE R
9	0503	1	PLUG	20	0101	1	COVER	30	0106	1	GAGE
10	0101	1	STUD	21	0101	1	PACKING	31	0101	1	STUD
11	0101	1	STUD	21	0106	1	PACKING	32	0101	1	STUD
12	0101	1	PIN	22	0101	1	WASHER	33	0101	1	INSERT
13	0101	1	STUD								

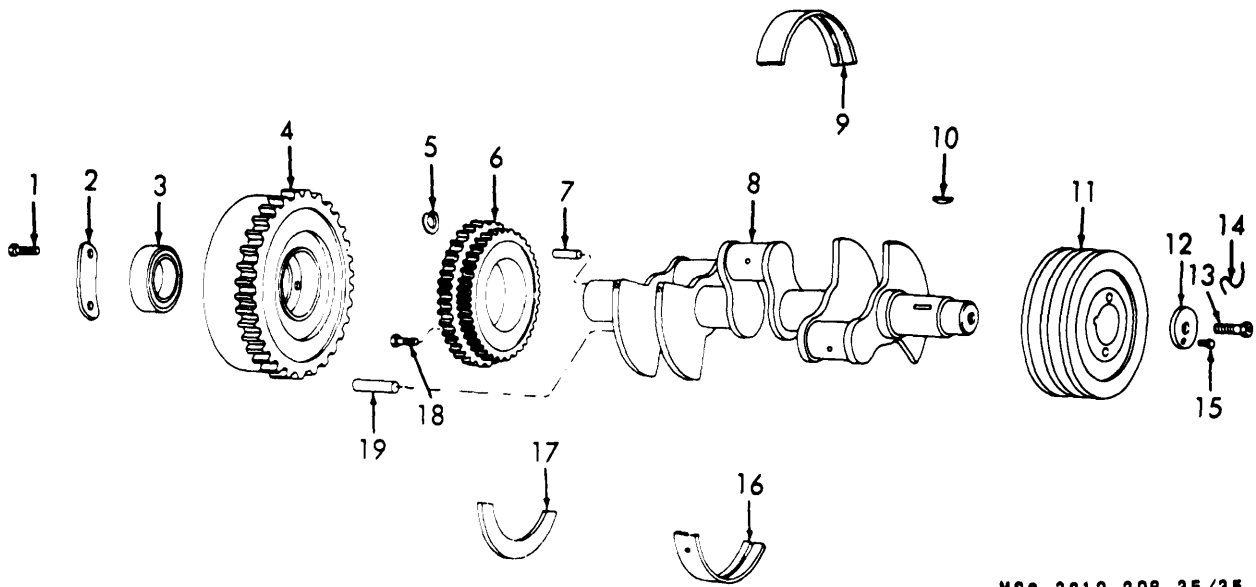


MSC 3810-206-35P/2

Figure No. 2. Cylinder Head And Liner

LEGEND TO PARTS, FIGURE 2

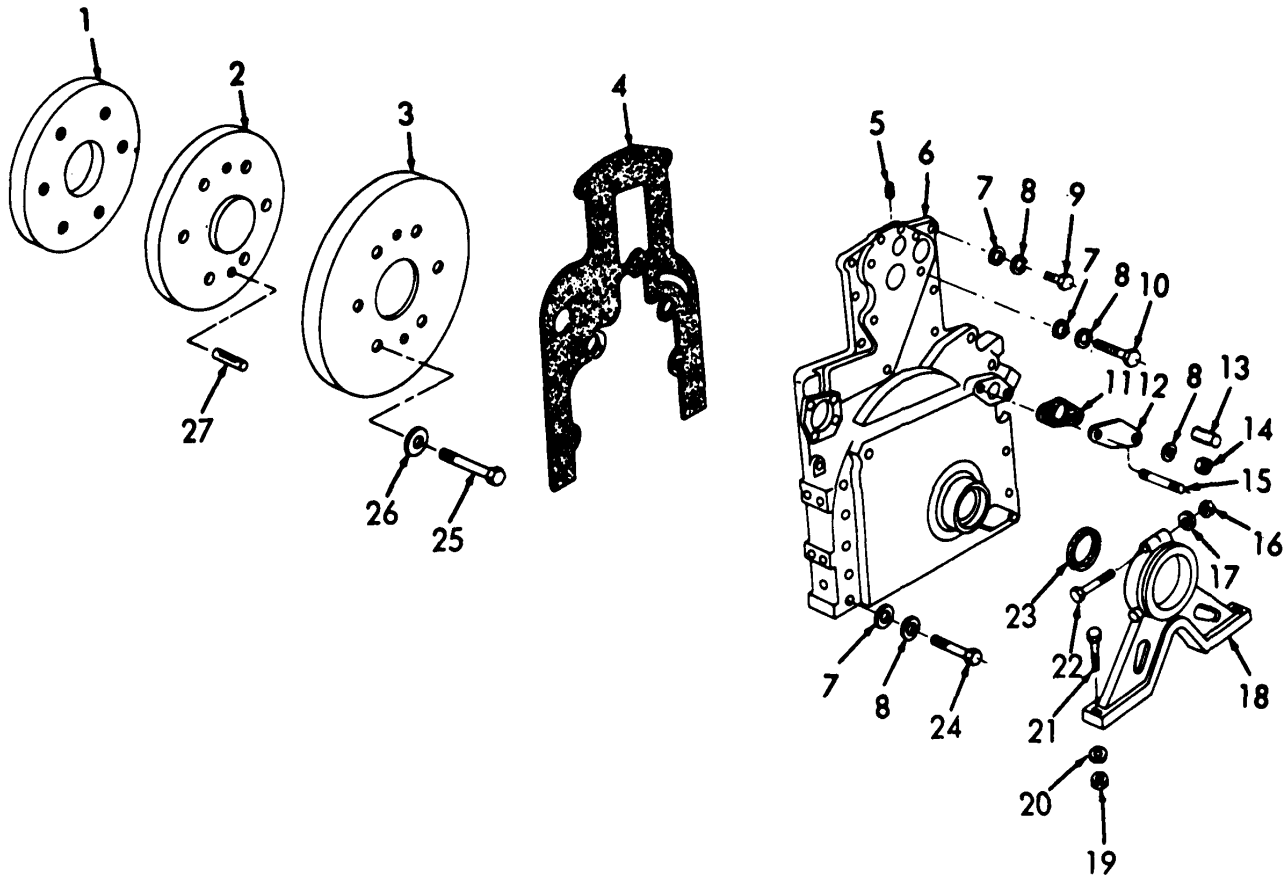
ITEM NO	FUNCT GROUP	APPL PARTS	ITEM NAME	ITEM NO	FUNCT GROUP	APPL PARTS	ITEM NAME	ITEM NO	FUNCT GROUP	APPL PARTS	ITEM NAME
1	0105	1	VALVE	10	0105	1	SHIM	19	0101	1	JACKET
2	0105	1	SEAT	11	0105	1	SEAT	20	0101	1	JACKET
3	0101	1	PACKING	12	0105	1	SPRING	21	0101	1	PACKING
4	0101	1	FERRULE	13	0105	1	SPRING	22	0101	1	PACKING
5	0101	1	HEAD	14	0105	1	CAP	23	0105	1	NUT
6	0101	1	WASHER	15	0105	1	LOCK	24	0105	1	WASHER
7	0101	1	NUT	16	0101	1	WASHER	25	0101	1	BOLT
8	0105	1	GUIDE	17	0101	1	PACKING	26	0101	1	PLUG
9	0105	1	PACKING	18	0101	1	LINE	27	0101	1	PLUG



MSC 3810-206-35/35

Figure No. 3. Crankshaft

ITEM NO	FUNCT GROUP	APPL PARTS	ITEM NAME	ITEM NO	FUNCT GROUP	APPL PARTS	ITEM NAME
1	0103	1	SCREW	10	0102	1	KEY
2	0103	1	LOCK PL	11	0102	1	PULLEY
3	0103	1	FLYWHL	12	0102	1	RETAINR
4	0103	1	SPACER	13	0102	1	BOLT
5	0102	1	RING	14	0102	1	WIRE
6	0105	1	GEAR	15	0102	1	SETSCREW
7	0102	1	PIN	16	0102	1	BEARING
8	0102	1	CRANKSH	17	0102	1	WASHER
9	0102	1	BEARING	18	0105	1	BOLT
				19	0102	1	PIN



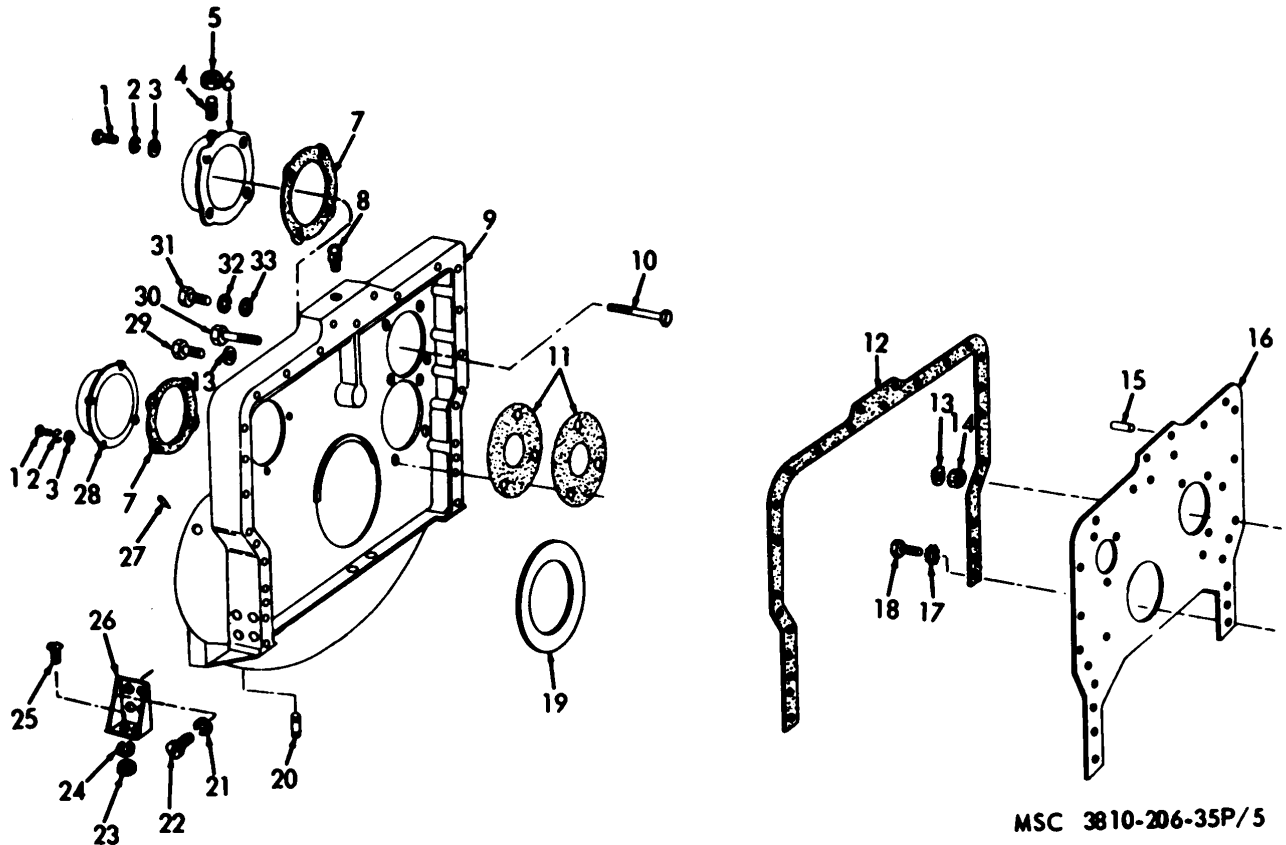
MSC 38 10-206-35P/4

Figure No. 4. Vibration Dampener And Engine Front Cover

LEGEND TO PARTS, FIGURE 4

ITEM NO	FUNCT GROUP	APPL PARTS	ITEM NAME	ITEM NO	FUNCT GROUP	APPL PARTS	ITEM NAME	ITEM NO	FUNCT GROUP	APPL PARTS	ITEM NAME
1	0102	1	RING	10	0102	1	SCREW	19	0100	1	NUT
2	0102	1	HUB	11	0101	1	GASKET	20	0100	1	WASHER
3	0102	1	DAMPER	12	0101	1	FLANGE	21	0100	1	BOLT
4	0102	1	GASKET	13	0102	1	PIN	22	0100	1	SCREW
5	0102	1	PLUG	14	0101	1	NUT	23	0102	1	SEAL
6	0102	1	COVER	15	0101	1	STUD	24	0101	1	SCREW
7	0101	1	WASHER	16	0100	1	NUT	25	0102	1	SCREW
8	0101	1	WASHER	17	0100	1	WASHER	26	0102	1	WASHER
9	0101	1	SCREW	18	0100	1	SUPPORT	27	0102	1	PIN



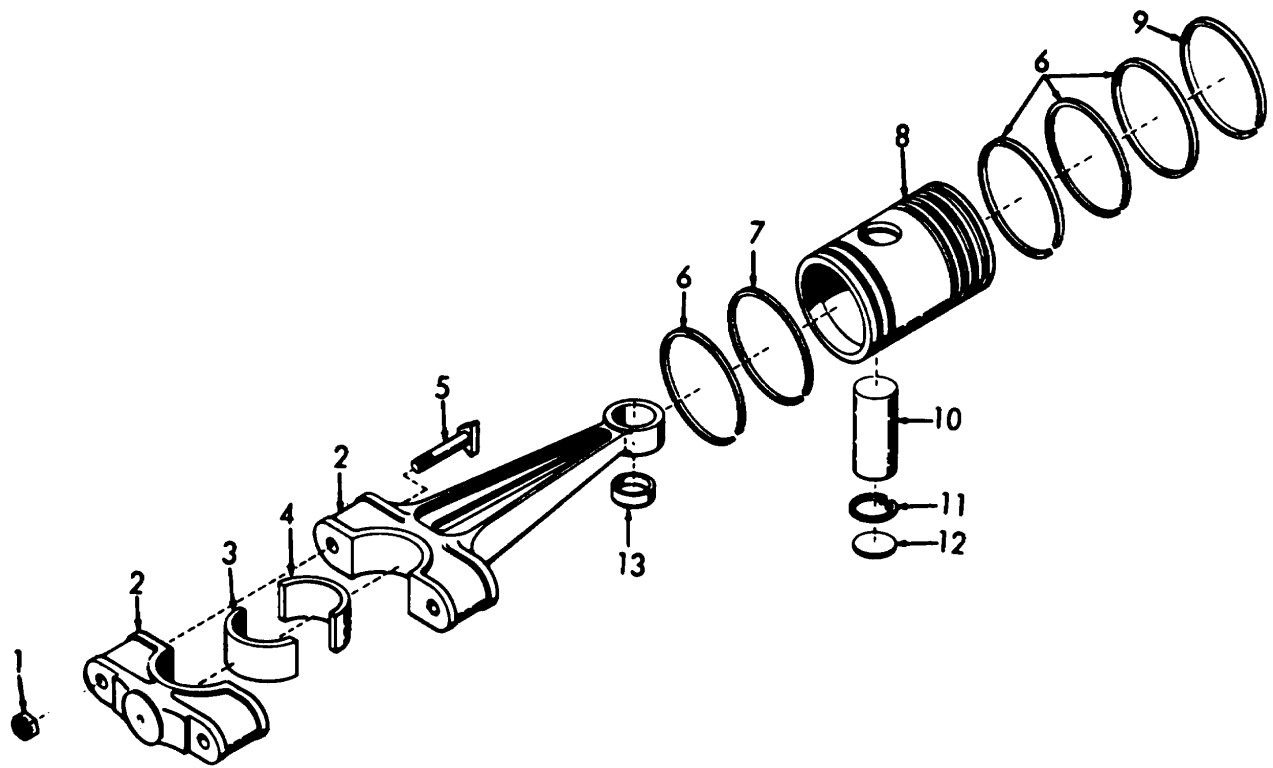


MSC 3810-206-35P/5

Figure No. 5. Flywheel Housing And Rear Plate

LEGEND TO PARTS, FIGURE 5

ITEM NO	FUNCT GROUP	APPL PARTS	ITEM NAME	ITEM NO	FUNCT GROUP	APPL PARTS	ITEM NAME	ITEM NO	FUNCT GROUP	APPL PARTS	ITEM NAME
1	0103	1	SCREW	12	0101	1	GASKET	23	0100	1	NUT
2	0103	1	WASHER	13	0103	1	WASHER	24	0100	1	WASHER
3	0103	1	WASHER	14	0103	1	NUT	25	0100	1	SCREW
4	0103	1	SETSCREW	15	0101	1	PIN	26	0100	1	SUPPORT
5	0103	1	NUT	16	0101	1	PLATE	27	0103	1	POINTER
6	0103	1	COVER	17	0101	1	WASHER	28	0103	1	COVER
7	0103	1	GASKET	18	0101	1	SCREW	29	0103	1	SCREW
8	0103	1	BOLT	19	0102	1	SEAL	30	0103	1	SCREW
9	0103	1	HOUSING	20	0103	1	STUD	31	0103	1	SCREW
10	0103	1	PLUG	21	0100	1	WASHER	32	0103	1	WASHER
11	0103	1	GASKET	22	0100	1	BOLT	33	0103	1	GASKET

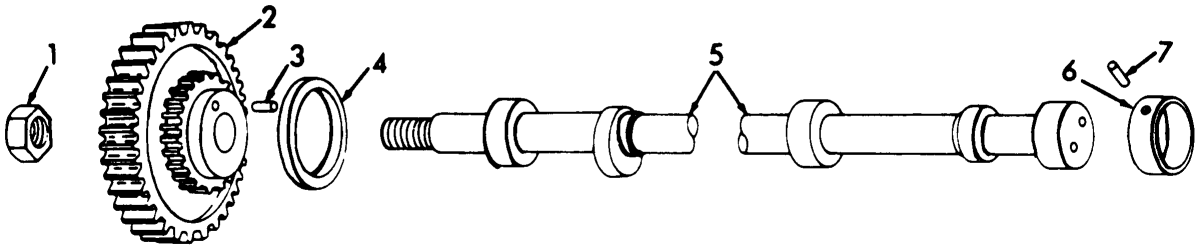


**MSC 3810-206-35P/6**

*Figure No. 6. Piston And Connecting Rod*

LEGEND TO PARTS, FIGURE 6

ITEM NO	FUNCT GROUP	APPL PARTS	ITEM NAME	ITEM NO	FUNCT GROUP	APPL PARTS	ITEM NAME
1	0104	1	NUT	8	0104	1	PISTON
2	0104	1	ROD	9	0104	1	RING
3	0104	1	BEARING	10	0104	1	PIN
4	0104	1	BEARING	11	0104	1	RING
5	0104	1	BOLT	12	0104	1	PLUG
6	0104	1	RING	13	0104	1	BEARING
7	0104	1	RING				



EMC 5-3810-206-35/30

Figure No. 7. Camshaft

LEGEND TO PARTS, FIGURE 7

ITEM NO	FUNCT GROUP	APPL PARTS	ITEM NAME
1	0105	1	NUT
2	0105	1	GEAR
3	0105	1	DOWEL
4	0105	1	WASHER
5	0105	1	CAMSHAFT
6	0105	1	BEARING
7	0105	1	PIN

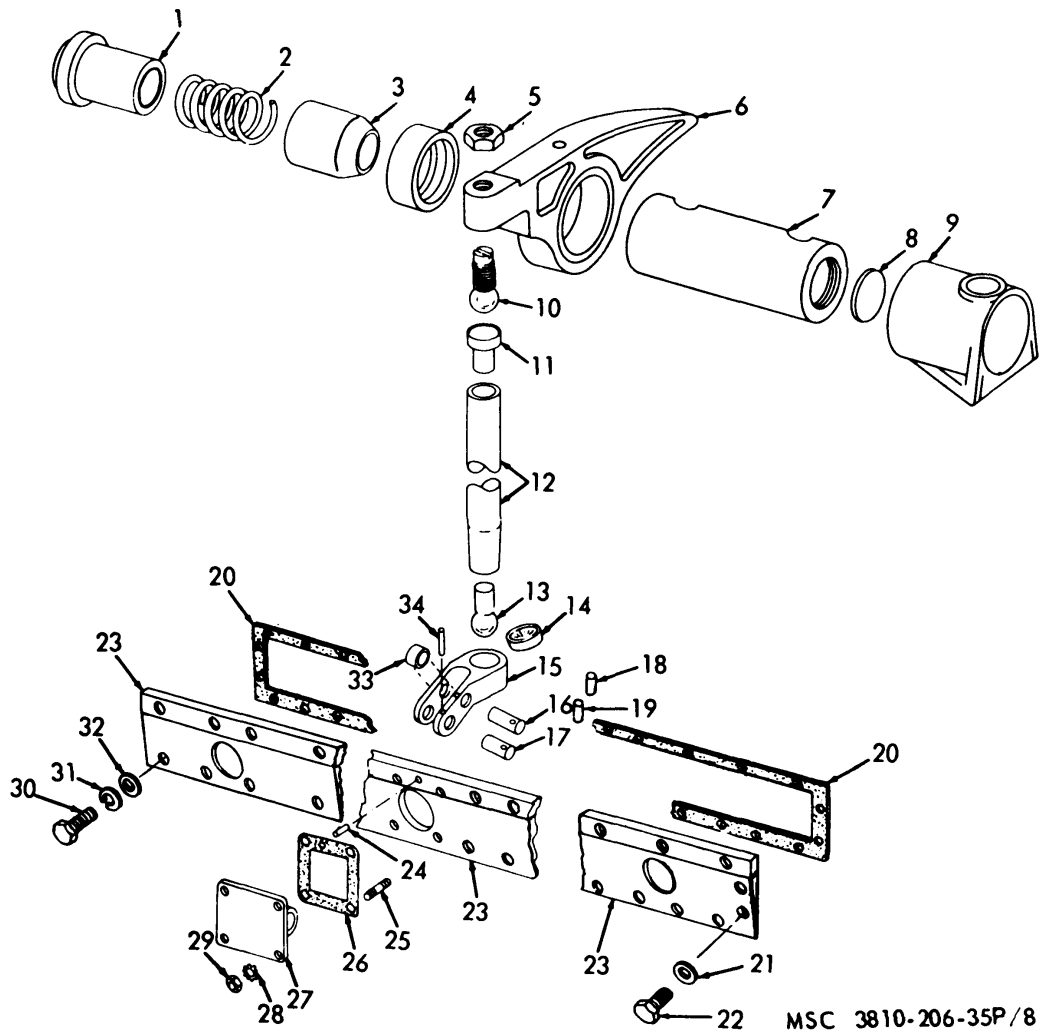
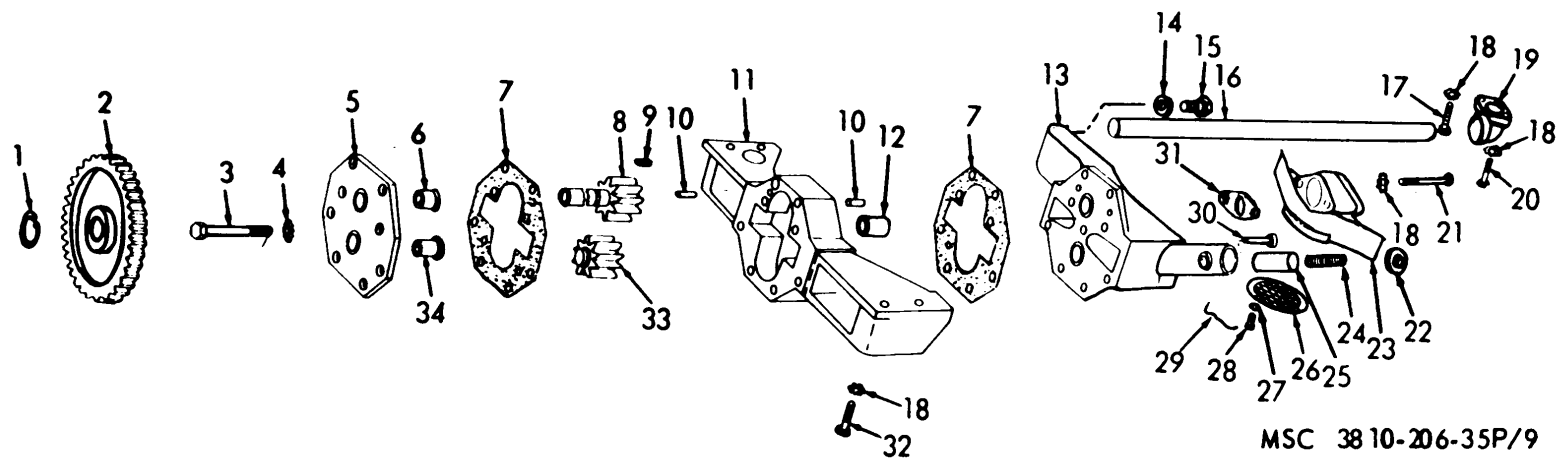


Figure No. 8. Rocker Arm And Cam Pocket Cover

LEGEND TO PARTS, FIGURE 8

ITEM NO	FUNCT GROUP	APPL PARTS	ITEM NAME	ITEM NO	FUNCT GROUP	APPL PARTS	ITEM NAME	ITEM NO	FUNCT GROUP	APPL PARTS	ITEM NAME
1	0105	1	PLUG	13	0105	1	SOCKET	24	0105	1	PIN
2	0105	1	SPRING	14	0105	1	SOCKET	25	0105	1	STUD
3	0105	1	SLEEVE	15	0105	1	LEVER	26	0105	1	GASKET
4	0105	1	BEARING	16	0105	1	PIN	27	0105	1	SUPPORT
5	0105	1	NUT	17	0105	1	PIN	28	0105	1	WASHER
6	0105	1	RKR ARM	18	0105	1	PIN	29	0105	1	NUT
7	0105	1	SHAFT	19	0105	1	PIN	30	0105	1	BOLT
8	0105	1	PLUG	20	0105	1	GASKET	31	0105	1	WASHER
9	0105	1	SUPPORT	21	0105	1	WASHER	32	0105	1	WASHER
10	0105	1	SCREW	22	0105	1	BOLT	33	0105	1	ROLLER
11	0105	1	SOCKET	23	0105	1	COVER	34	0105	1	PLUG
12	0105	1	ROD								

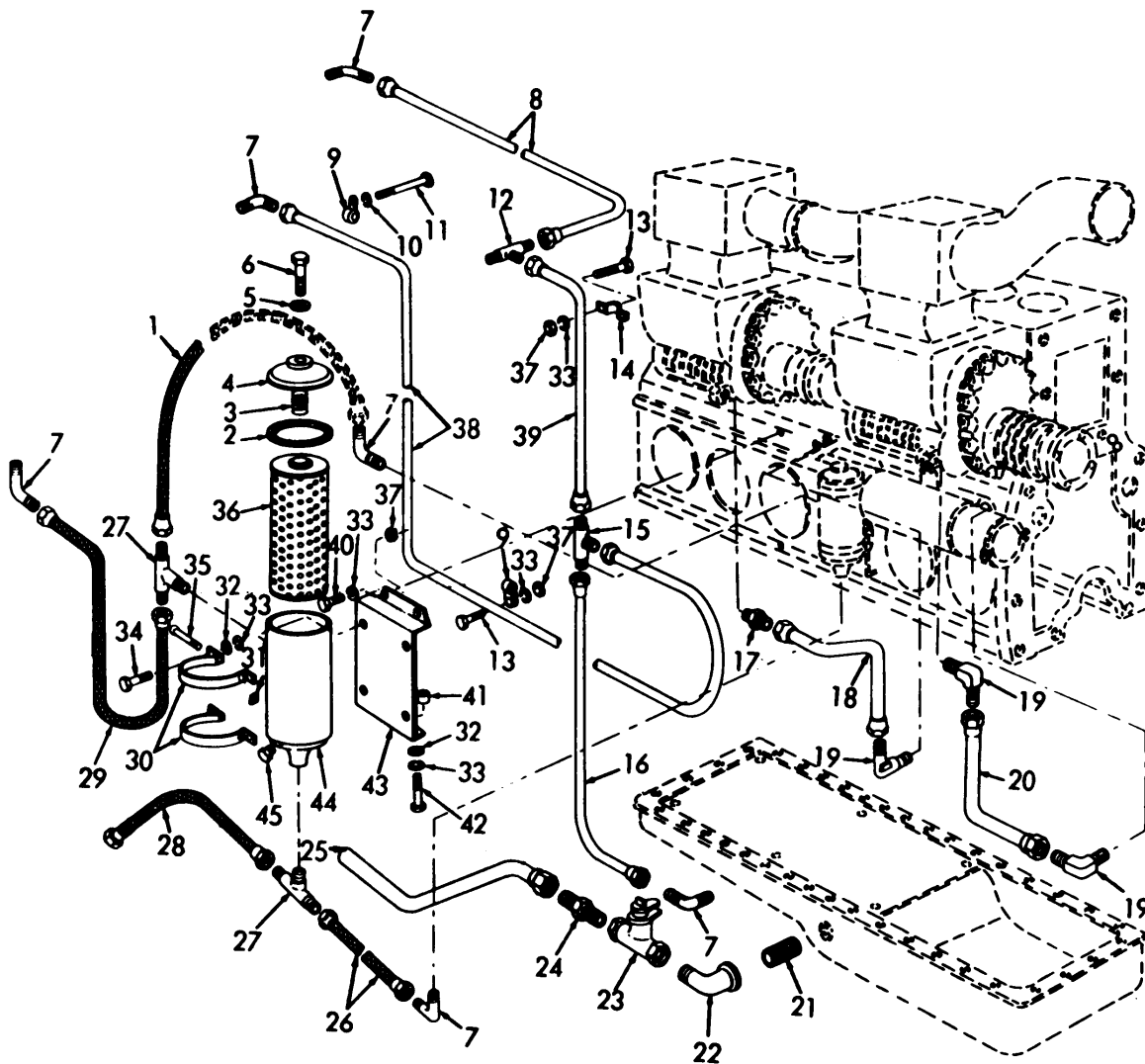


MSC 38 10-206-35P/9

Figure No. 9. Oil Pump

LEGEND TO PARTS, FIGURE 9

ITEM NO	FUNCT GROUP	APPL PARTS	ITEM NAME	ITEM NO	FUNCT GROUP	APPL PARTS	ITEM NAME	ITEM NO	FUNCT GROUP	APPL PARTS	ITEM NAME
1	0106	1	RING	13	0106	1	BODY	24	0106	1	SPRING
2	0106	1	GEAR	14	0106	1	GASKET	25	0106	1	PISTON
3	0106	1	SCREW	15	0106	1	SCREW	26	0106	1	STRAINER
4	0106	1	WASHER	16	0106	1	PIPE	27	0106	1	WASHER
5	0106	1	COVER	17	0106	1	SCREW	28	0106	1	BOLT
6	0106	1	BEARING	18	0106	1	WASHER	29	0106	1	WIRE
7	0106	1	GASKET	19	0106	1	ELBOW	30	0106	1	PIN
8	0106	1	IMPELLER	20	0106	1	SCREW	31	0106	1	GASKET
9	0106	1	KEY	21	0106	1	BOLT	32	0106	1	SCREW
10	0106	1	PIN	22	0106	1	WASHER	33	0106	1	SHAFT
11	0106	1	HOUSING	23	0106	1	HOUSING	34	0106	1	BEARING
12	0106	1	BEARING								



MSC 3810-206-35P/10

Figure No. 10. Oil Filter

LEGEND TO PARTS, FIGURE 10

ITEM NO	FUNCT GROUP	APPL PARTS	ITEM NAME	ITEM NO	FUNCT GROUP	APPL PARTS	ITEM NAME	ITEM NO	FUNCT GROUP	APPL PARTS	ITEM NAME
1	0106	1	HOSE AY	16	0106	1	LINE AY	31	0106	1	NUT
2	0106	1	GASKET	17	0106	1	ADAPTER	32	0106	1	WASHER
3	0106	1	SPRING	18	0106	1	TUBE AY	33	0106	1	WASHER
4	0106	1	COVER	19	0106	1	ELBOW	34	0106	1	SCREW
5	0106	1	WASHER	20	0106	1	TUBE AY	35	0106	1	SCREW
6	0106	1	BOLT	21	0106	1	NIPPLE	36	0106	1	FIL ELM
7	0106	1	ELBOW	22	0106	1	ELBOW	37	0106	1	NUT
8	0106	1	LINE AY	23	0106	1	COCK	38	0106	1	LINE AY
9	0106	1	CLAMP	24	0106	1	ADAPTER	39	0106	1	LINE AY
10	0106	1	WASHER	25	0106	1	TUBE AY	40	0106	1	SCREW
11	0106	1	BOLT	26	0106	1	HOSE AY	41	0106	1	SPACER
12	0106	1	TEE	27	0106	1	TEE	42	0106	1	SCREW
13	0106	1	SCREW	28	0106	1	HOSE AY	43	0106	1	BRACKET
14	0106	1	EXTEN	29	0106	1	HOSE AY	44	0106	1	FILTER
15	0106	1	TEE	30	0106	1	STRAP	45	0106	1	PLUG

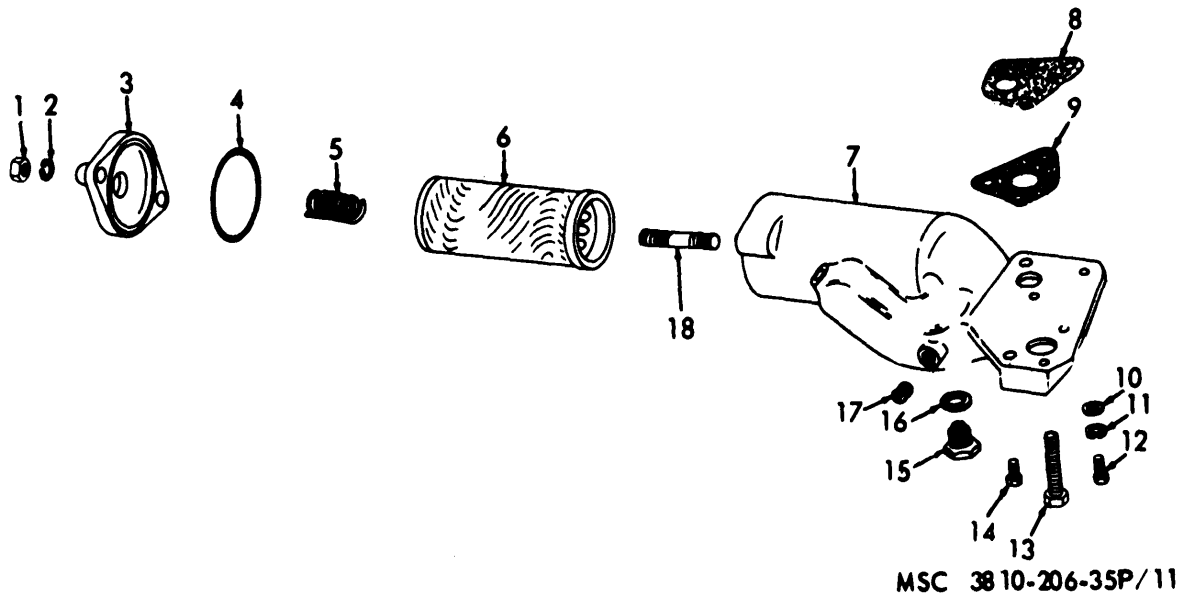


Figure No. 11. Oil Pump Strainer

LEGEND TO PARTS, FIGURE 11

ITEM NO	FUNCT GROUP	APPL PARTS	ITEM NAME	ITEM NO	FUNCT GROUP	APPL PARTS	ITEM NAME
1	0106	1	NUT	10	0106	1	WASHER
2	0106	1	WASHER	11	0106	1	WASHER
3	0106	1	COVER	12	0106	1	SCREW
4	0106	1	GASKET	13	0106	1	SCREW
5	0106	1	SPRING	14	0106	1	SCREW
6	0106	1	FIL ELM	15	0106	1	PLUG
7	0106	1	BODY	16	0106	1	GASKET
8	0106	1	GASKET	17	0106	1	PLUG
9	0106	1	GASKET	18	0106	1	STUD

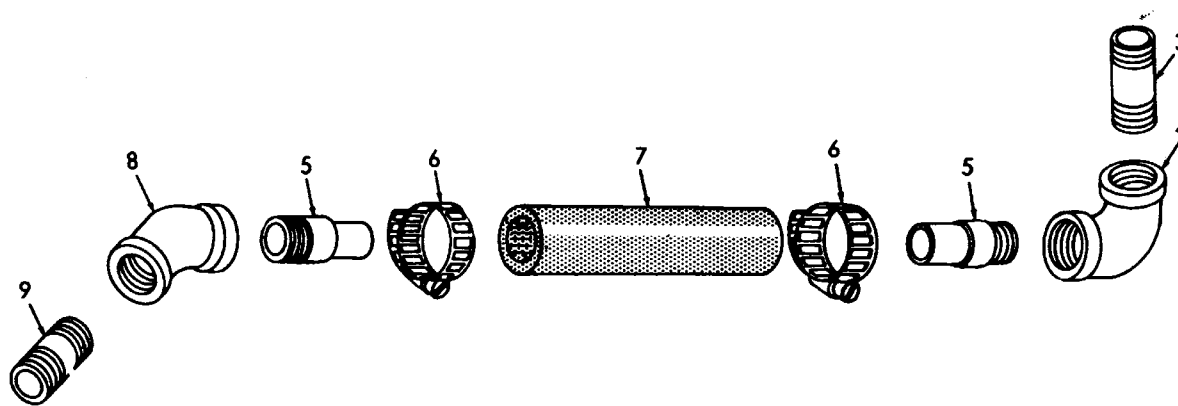
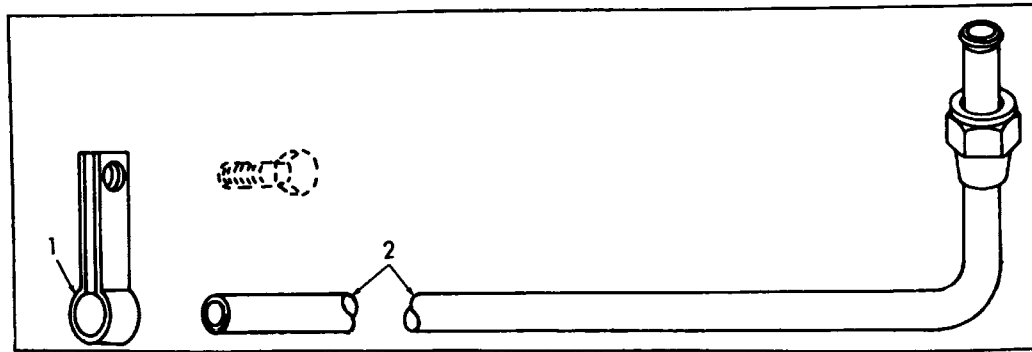
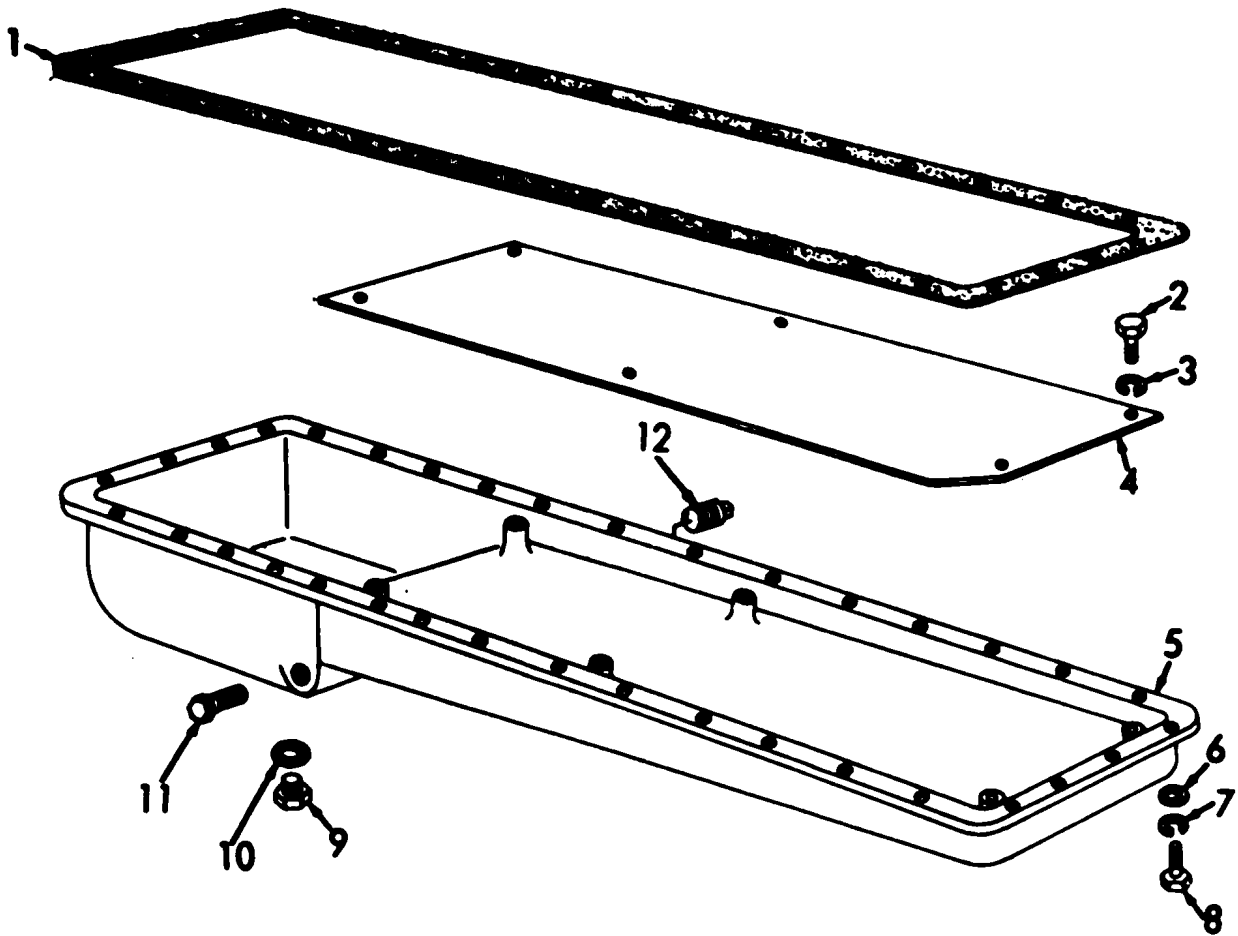


Figure No. 12. Crankcase Ventilation Hose And Fittings

ITEM NO	FUNCT GROUP	APPL PARTS	ITEM NAME	ITEM NO	FUNCT GROUP	APPL PARTS	ITEM NAME
1	0106	1	CLAMP	6	0106	1	CLAMP
2	0106	1	TUBE AY	7	0106	1	HOSE
3	0106	1	NIPPLE	8	0106	1	ELBOW
4	0106	1	ELBOW	9	0106	1	NIPPLE
5	0106	1	NIPPLE				



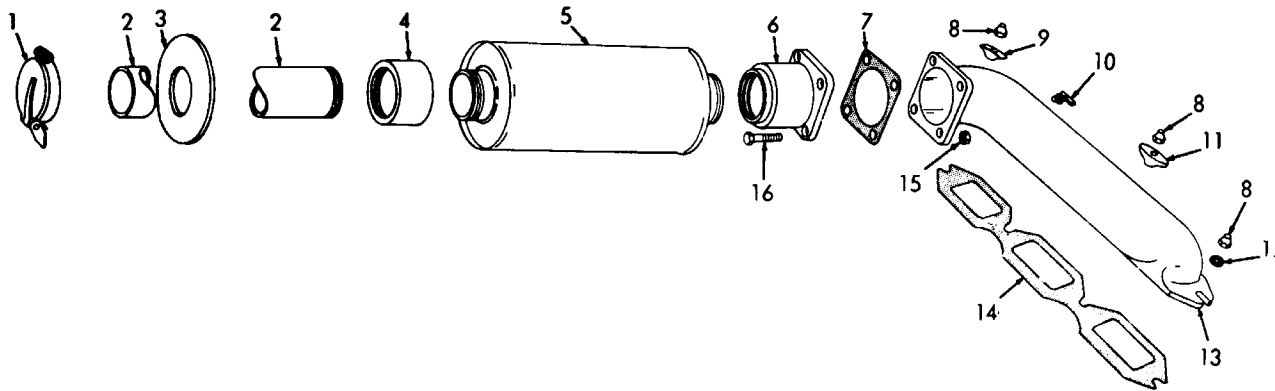


**MSC 3810-206-35P/13**

*Figure No. 13. Oil Pan*

LEGEND TO PARTS, FIGURE 13

ITEM NO	FUNCT GROUP	APPL PARTS	ITEM NAME	ITEM NO	FUNCT GROUP	APPL PARTS	ITEM NAME
1	0106	1	GKT SET	7	0106	1	WASHER
2	0106	1	SCREW	8	0106	1	SCREW
3	0106	1	WASHER	9	0106	1	PLUG
4	0106	1	BAFFLE	10	0106	1	WASH(R
5	0106	1	OIL PAN	11	0106	1	PLUG
6	0106	1	W4SHER	12	0106	1	PLUG

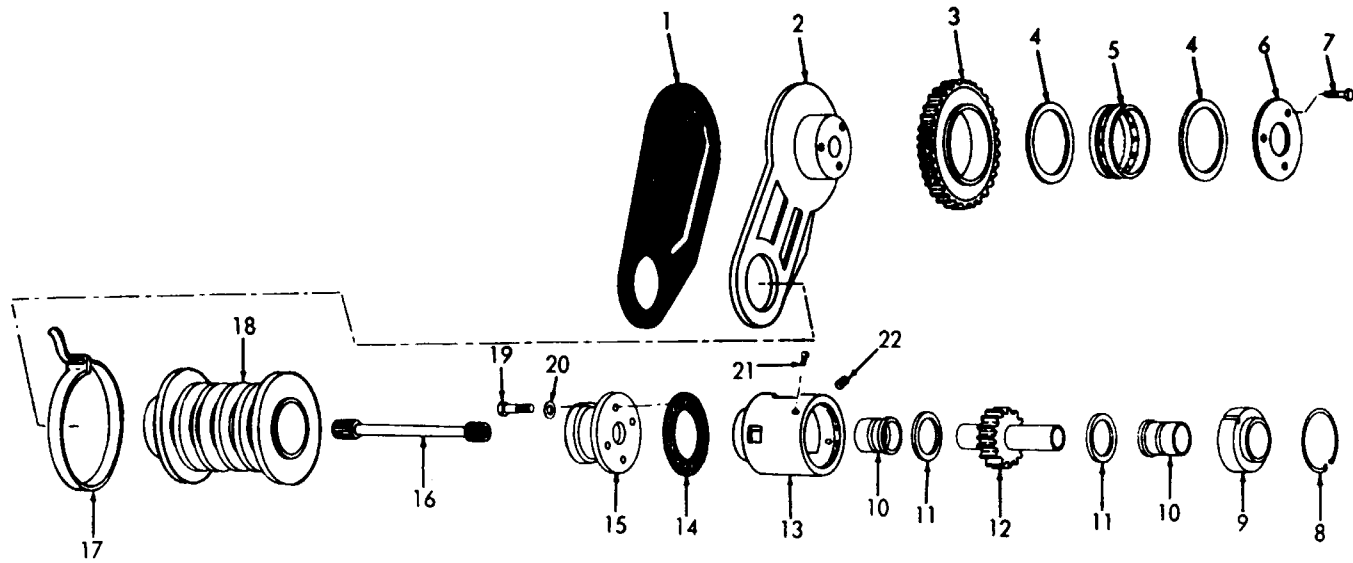


EMC 5-3810-206-20P/6

Figure No. 14. Exhaust Muffler And Manifold

LEGEND TO PARTS, FIGURE 14

ITEM NO	FUNCT GROUP	APPL PARTS	ITEM NAME	ITEM NO	FUNCT GROUP	APPL PARTS	ITEM NAME	ITEM NO	FUNCT GROUP	APPL PARTS	ITEM NAME
1	0401	1	CAP	7	0108	1	GASKET	12	0108	1	WASHER
2	0401	1	PIPE	8	0108	1	NUT	13	0108	1	MANFLD
3	0401	1	SHIELD	9	0108	1	CLAMP	14	0108	1	GASKET
4	0401	1	COUPLING	10	0108	1	COCK	15	0401	1	NUT
5	0401	1	MUFFLER	11	0108	1	CLAMP	16	0401	1	SCREW
6	0401	1	FLANGE								



MSC 3810-206-35P/15

Figure No. 15. Blower Drive

LEGEND TO PARTS, FIGURE 15

ITEM NO	FUNCT GROUP	APPL PARTS	ITEM NAME	ITEM NO	FUNCT GROUP	APPL PARTS	ITEM NAME	ITEM NO	FUNCT GROUP	APPL PARTS	ITEM NAME
1	8305	1	GASKET	9	0109	1	HOUSING	16	0109	1	SHAFT
2	0305	1	PLATE	10	0109	1	BEARING	17	0109	1	CLAMP
a	0305	1	GEAR	11	0109	1	SPACER	18	0109	1	BT DUST
4	0305	1	WASHER	12	0109	1	GEAR	19	0109	1	BOLT
5	0305	1	BEARING	13	0109	1	HOUSING	20	0109	1	WASHER
6	0305	1	FLANGE	14	0109	1	GASKET	21	0109	1	SCREW
7	0305	1	BOLT	15	0109	1	ADAPTER	22	0109	1	PLUG
8	0109	1	RING								

LEGEND TO PARTS, FIGURE 16

ITEM NO)	FUNCT GROUP	APPL PARTS	ITEM NAME	ITEM NO	FUNCT GROUP	APPL PARTS	ITEM NAME	ITEM NO	FUNCT GROUP	APPL PARTS	ITEM NAME
1	0200	3	GEAR	12	0200	3	SCREW	24	0202	3	SCREW
2	0200	3	WASHER	13	0200	3	PIN	25	0202	3	WASHER
3	0202	3	WASHER	14	0202	3	SLEEVE	26	0202	3	FORK
4	0200	3	HOUSING	15	0202	3	P IN	27	0202	3	NUT
5	0200	3	LINING	16	0202	3	LINK	28	0202	3	HOSE AY
6	0200	3	SPRING	17	0202	3	RING	29	0202	3	FITTING
7	0200	3	LEVER	18	0202	3	BEARING	30	0200	3	LOCK
8	0200	3	RING	19	0202	3	L EVER	31	0200	3	RING
9	0200	3	PLAT E	20	0202	3	BOLT	32	0200	3	SCREW
10	0200	3	SPRING	21	0202	3	SCREW	33	0200	3	PLATE
11	0200	3	WASTER	22	0202	3	SHAFT	3'1	0200	3	PIN
23	0302	3	KEY								

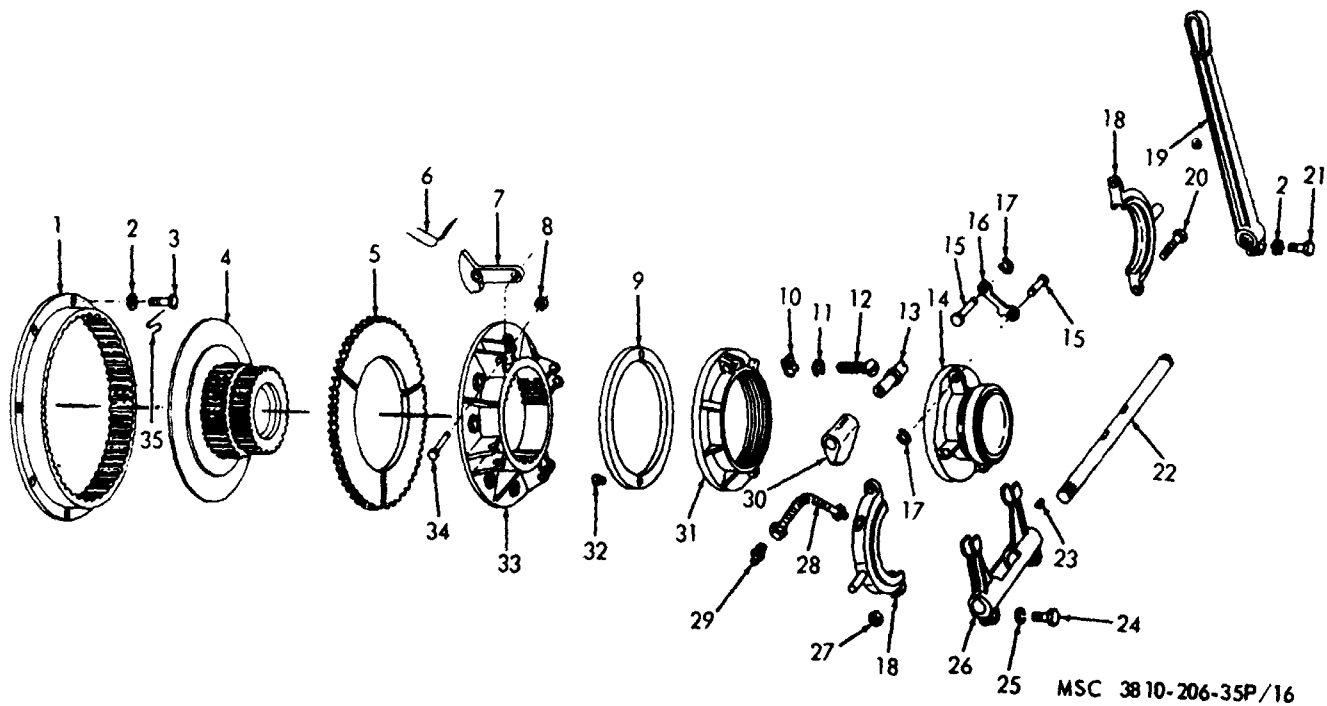


Figure No. 16. Clutch  
453

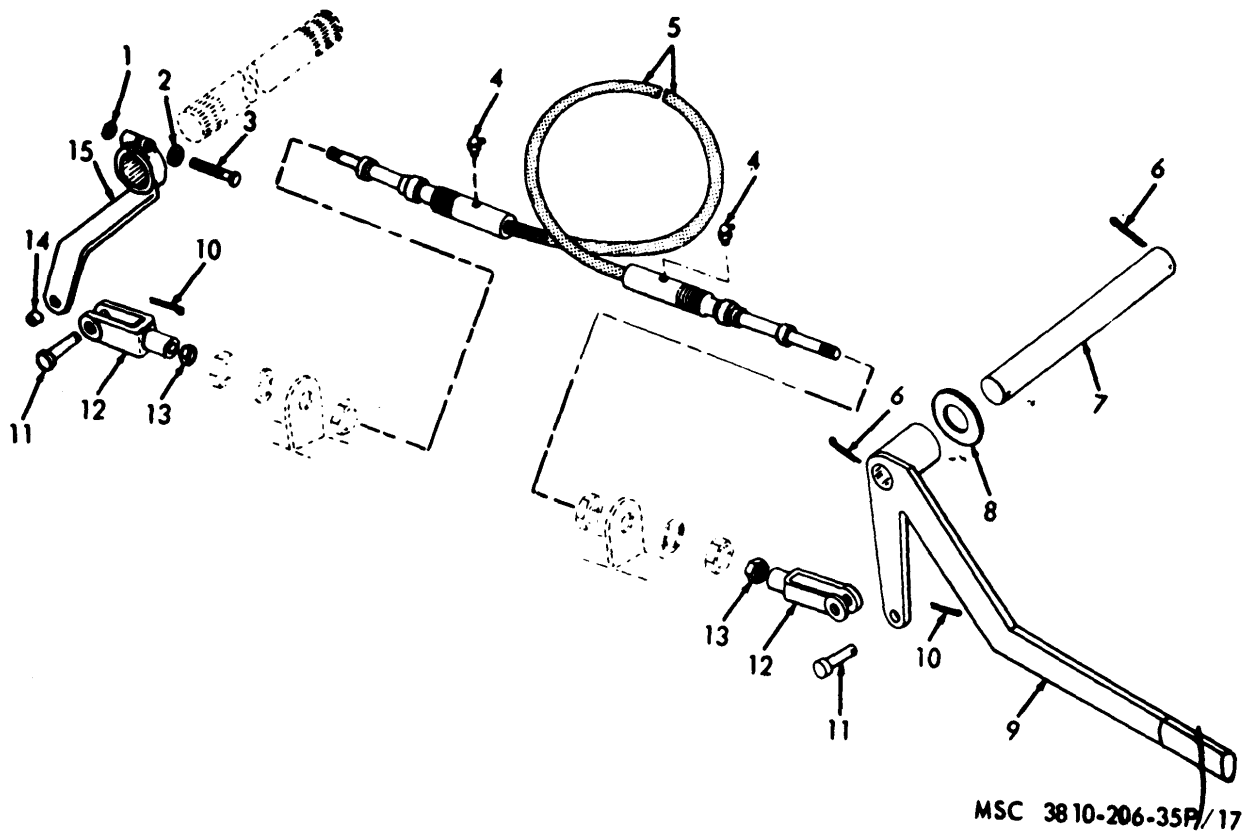



Figure No. 17. Clutch Controls

LEGEND TO PARTS, FIGURE 17

ITEM NO	FUNCT GROUP	APPL PARTS	ITEM NAME	ITEM NO	FUNCT GROUP	APPL PARTS	ITEM NAME
1	0202	3	NUT	9	0202	3	LEVER
2	0202	3	WASHER	10	0202	3	PIN
3	0202	3	SCREW	11	0202	3	PIN
4	0202	3	FITTING	12	0202	3	CLEVIS
5	0202	3	CONTROL	13	0202	3	NUT
6	0202	3	PIN	14	0202	3	BEARING
7	0202	3	PIN	15	0202	3	LEVER
8	0202	3	WASHER				

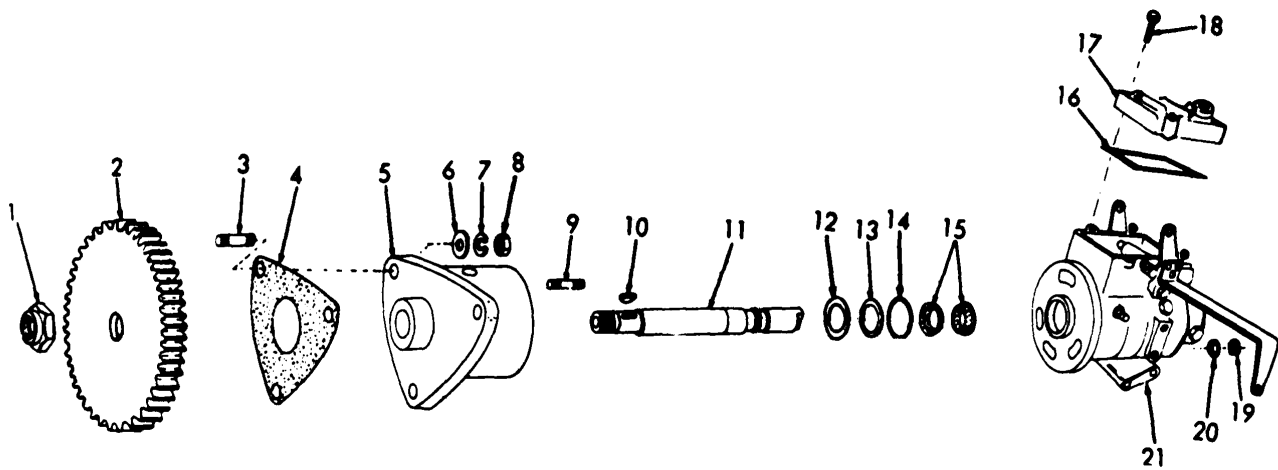


MSC 3810-206-35P/18

Figure No. 18. Fuel Injector

LEGEND TO PARTS, FIGURE 18

ITEM NO	FUNCT GROUP	APPL PARTS	ITEM NAME
1	0301	1	CAP
2	0301	1	WASHER
3	0301	1	NUT
4	0301	1	SCREW
5	0301	1	SPRING
6	0301	1	SPINDLE
7	0301	1	BODY
8	0301	1	SEAL
9	0301	1	NOZZLE
10	0301	1	NUT
11	0301	1	GASKET

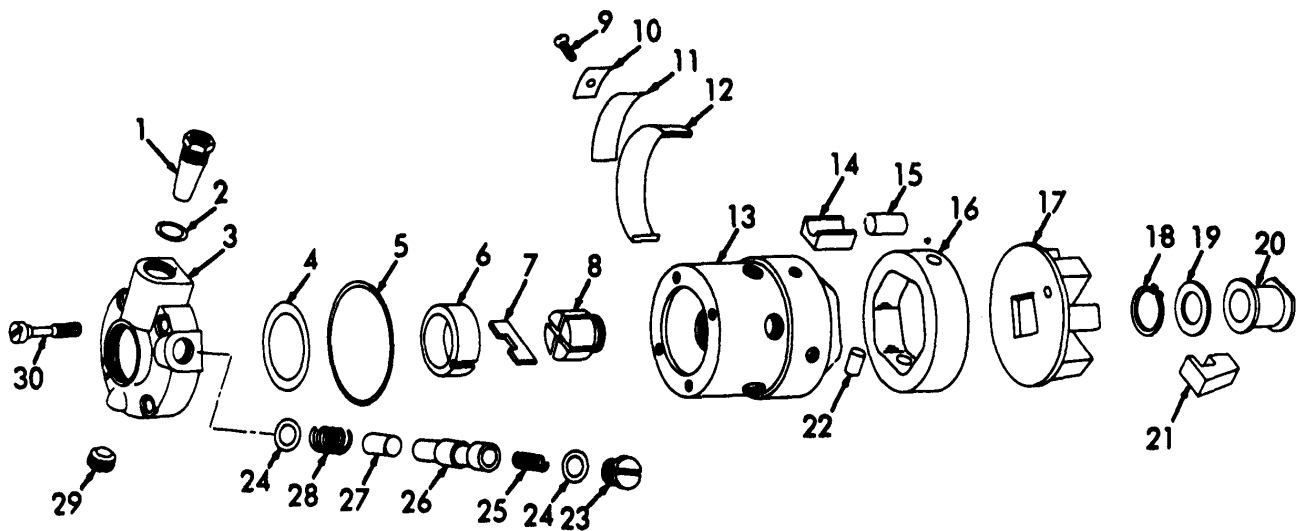


MSC 38 10-206-35P/19

Figure No. 19. Injector Pump Drive

LEGEND TO PARTS FIGURE 19

ITEM NO	FUNCT GROUP	APPL PARTS	ITEM NAME	ITEM NO	FUNCT GROUP	APPL PARTS	ITEM NAME
1	0308	1	NUT	12	008	1	WASHER
2	0105	1	GEAR	13	0308	1	RING
3	0302	1	STUD	14	0308	1	SEAL
4	0302	1	G.KSKE1	15	0808	1	SEAL
5	0302	1	ADAPTER	16	0302	1	GASKET
E	0302	1	WASHER	17	0302	1	COVER
6	0302	1	WASHER	1	0D02	1	SCREW
7	0302	1	NUT	1	0302	1	NUT
9	0302	1	STUD	20	0302	1	WASHER
10	0308	1	KEY	21	0302	1	PUMP
11	0308	1	SHAFT				



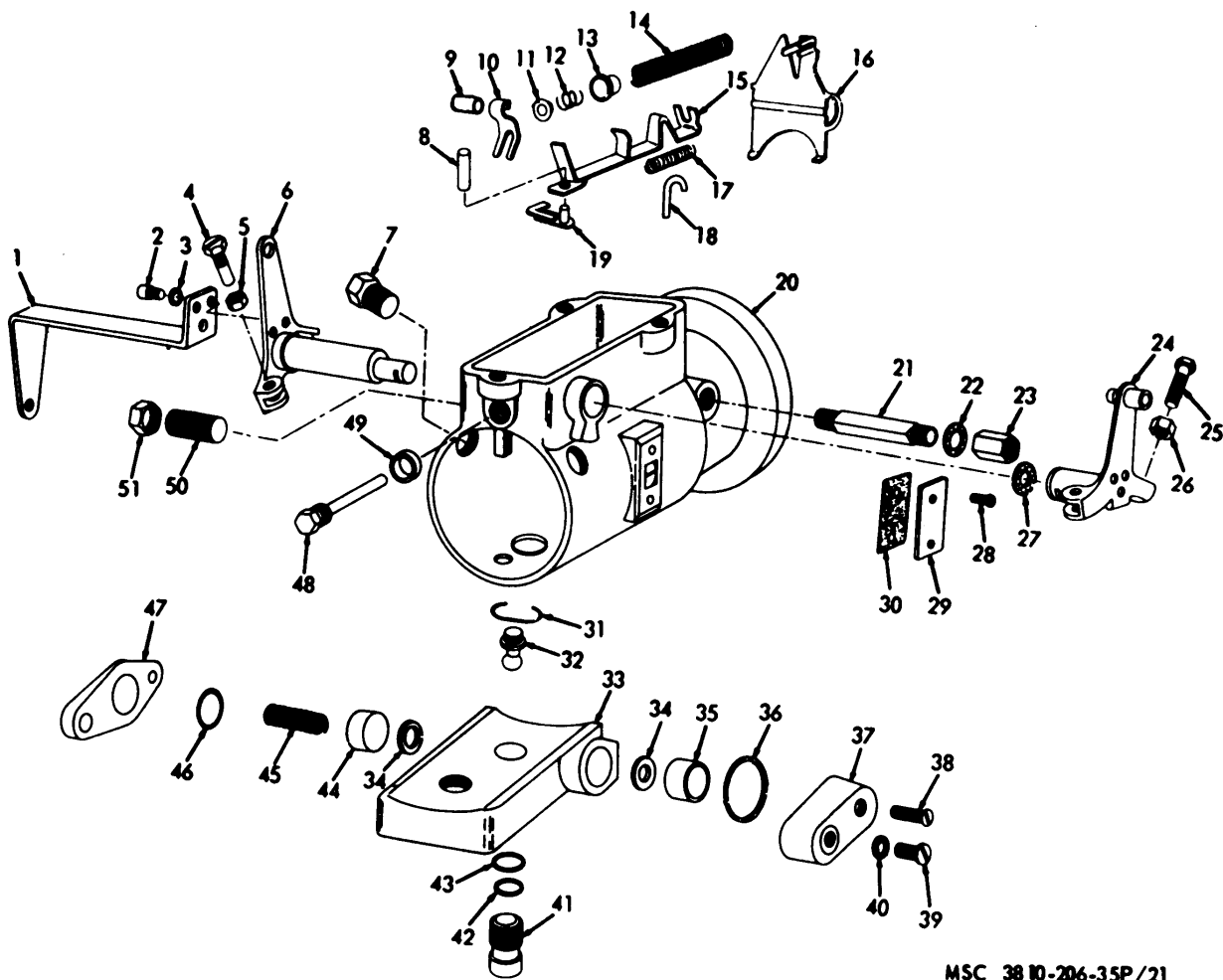
EMC 5-3810-206-35/18 ①

Figure No. 20. Injection Pump (1)

LEGEND TO PARTS, FIGURE 20

ITEM NO	FUNCT GROUP	APPL PARTS	ITEM NAME	ITEM NO	FUNCT GROUP	APPL PARTS	ITEM NAME
1	0302	1	FIL ELM	16	0302	i	RING
2	0302	1	PACKING	17	0302	1	RETAINR
3	0302	1	PLATE	18	0302	1	RING
4	0302	1	PACKING	19	0302	1	WASHER
5	0302	1	PACKING	20	0302	1	BEARING
6	0302	1	LINER	21	0902	1	WEIGHT
7	0302	1	BLADE	22	0302	1	VALVE
8	0302	1	ROTOR	29	0902	1	PLUG
9	0302	1	SCREW	24	0302	1	PACKING
10	0302	1	SPRING	25	0302	1	SPRING
11	0302	1	SPRING	26	0302	1	SLEEVE
12	0802	1	CLAMP	27	0302	1	PISTON
18	0302	1	ROTOR	28	0802	1	SPRING
14	0302	1	SHOE	29	0802	1	PLUG
15	0802	1	ROLLER	30	0302	1	SCREW



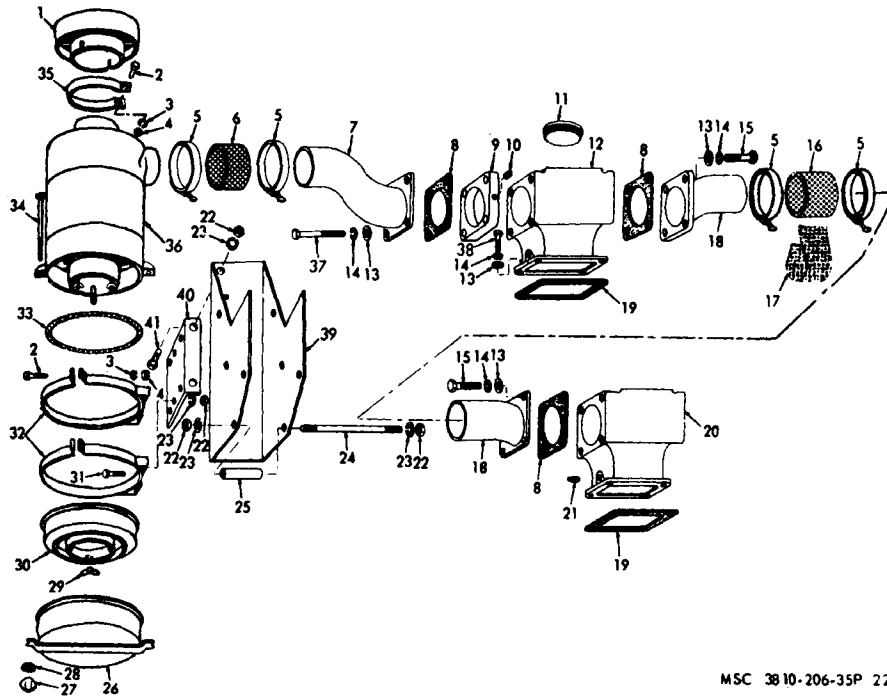


MSC 38 10-206-35P/21

Figure No. 21. Injection Pump (2)

LEGEND TO PARTS, FIGURE 21

ITEM NO	FUNCT GROUP	APPL PARTS	ITEM NAME	ITEM NO	FUNCT GROUP	APPL PARTS	ITEM NAME	ITEM NO	FUNCT GROUP	APPL PARTS	ITEM NAME
1	0302	1	ARM	18	0302	1	HOOK	35	0302	1	PISTON
2	0302	1	SETSCRW	19	0302	1	BRACKET	36	0302	1	PACKING
3	0302	1	WASHER	20	0302	1	HOUSING	37	0302	1	PLATE
4	0302	1	SCREW	21	0302	1	SHAFT	38	0302	1	SCREW
5	0302	1	NUT	22	0302	1	PACKING	39	0302	1	SCREW
6	0302	1	SHAFT	23	0302	1	NUT	40	0302	1	WASHER
7	0302	1	BOLT	24	0302	1	ARM AY	41	0302	1	SCREW
8	0302	1	PIN	25	0302	1	SCREW	42	0302	1	PACKING
9	0302	1	PIN	26	0302	1	NUT	43	0302	1	SPACER
10	0302	1	LEVER	27	0302	1	CAM	44	0302	1	PISTON
11	0302	1	GUIDE	28	0302	1	SCREW	45	0302	1	SPRING
12	0302	1	SPRING	29	0302	1	COVER	46	0302	1	WASHER
13	0302	1	RETAINR	30	0302	1	GASKET	47	0302	1	PLATE
14	0203	1	SPRING	31	0302	1	SEAL	48	0302	1	STUD
15	0302	1	LINK	32	0302	1	SCREW 4	49	0302	1	WASHER
16	0302	1	ARM	33	0302	1	HOUSING	50	0302	1	SETSCRW
17	0302	1	SPRING	34	0302	1	SPACER	51	0302	1	NUT



MSC 3810-206-35P 22

Figure No. 22. Air Cleaner

LEGEND TO PARTS, FIGURE 22

ITEM NO	FUNCT GROUP	APPL PARTS	ITEM NAME	ITEM NO	FUNCT GROUP	APPL PARTS	ITEM NAME	ITEM NO	FUNCT GROUP	APPL PARTS	ITEM NAME
1	0304	1	CAP	14	0305	1	WASHER	28	0304	1	WASHER
2	0304	1	BOLT	15	0305	1	BOLT	29	0304	1	NUT
3	0304	1	WASHER	16	0305	1	HOSE	30	0304	1	BASE
4	0304	1	NUT	17	0305	1	CLOTH	31	0304	1	SCREW
5	0304	1	CLAMP	18	0305	1	MANIFOLD	32	03D4	1	BAND AY
5	0305	1	CLAMP	19	0305	1	GASKET	33	0304	1	PACKING
6	0304	1	HOSE	20	0305	1	ADAPTER	34	0304	1	BOLT
7	0304	1	MANIFOLD	21	0305	1	PLUG	35	0304	1	CLAMP
8	0305	1	GASKET	22	0304	1	NUT	36	0304	1	AIR CLN
9	0305	1	BLOCK	23	0304	1	WASHER	37	0304	1	BOLT
10	0305	1	PLUG	24	0304	1	STUD	38	0304	1	BOLT
11	0305	1	FLANGE	25	0304	1	SPACER	39	0304	1	SUPPORT
12	0305	1	ADAPTER	26	0304	1	BASE	40	0304	1	SUPPORT
13	0305	1	WASHER	27	0304	1	NUT	41	0304	1	SCREW

LEGEND TO PARTS, FIGURE 23

ITEM NO	FUNCT GROUP	APPL PARTS	ITEM NAME	ITEM NO	FUNCT GROUP	APPL PARTS	ITEM NAME	ITEM NO	FUNCT GROU P	APPL PARTS	ITEM NAME
1	0305	1	SHAFT	17	0305	1	WASHER	33	0305	1	BOLT
2	0305	1	COUPLN G	18	0305	1	SCREW	34	0305	1	RING
3	0305	1	COVER	19	0305	1	BOLT	35	0305	1	COLLT R
4	0305	1	WASHER	20	0305	1	BEARING	36	0305	1	SHIM
5	0305	1	WASHER	21	0305	1	PACKING	37	0305	1	TUBE
6	0305	1	SHIM	22	0305	1	SHIM	38	0305	1	TUBE
7	0305	1	GASKET	23	0305	1	WASHER	39	0305	1	GASKE T
8	0305	1	HOUSING	24	0305	1	HOUSIN G	40	0305	1	FL- ELBW
9	0305	1	FERRULE	25	0305	1	BOLT	41	0305	1	IMPELL R
10	0305	1	SEAL RG	26	0305	1	WIRE	42	0305	1	CASKE T
11	0305	1	IMPELLR	27	0305	1	GEAR	43	0305	1	WASHE R

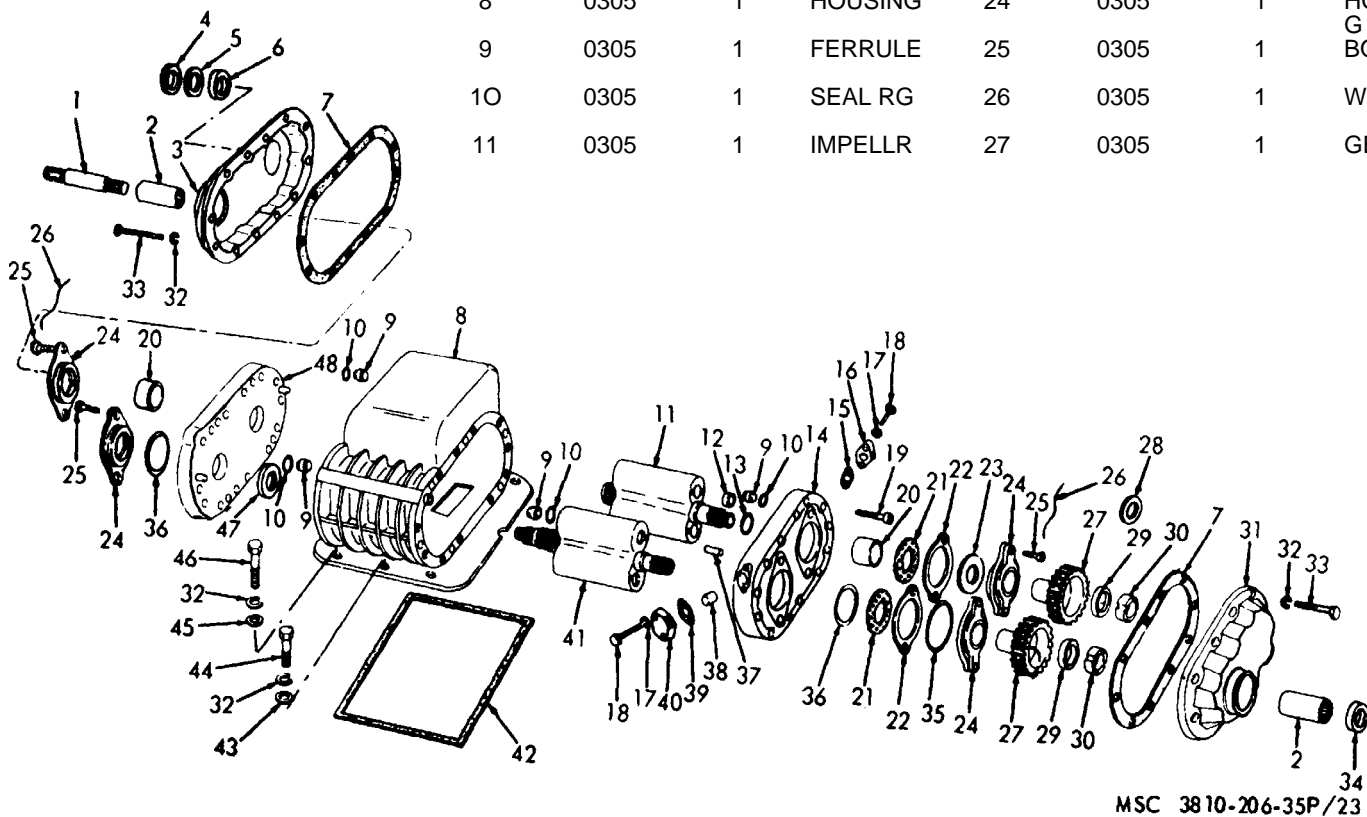
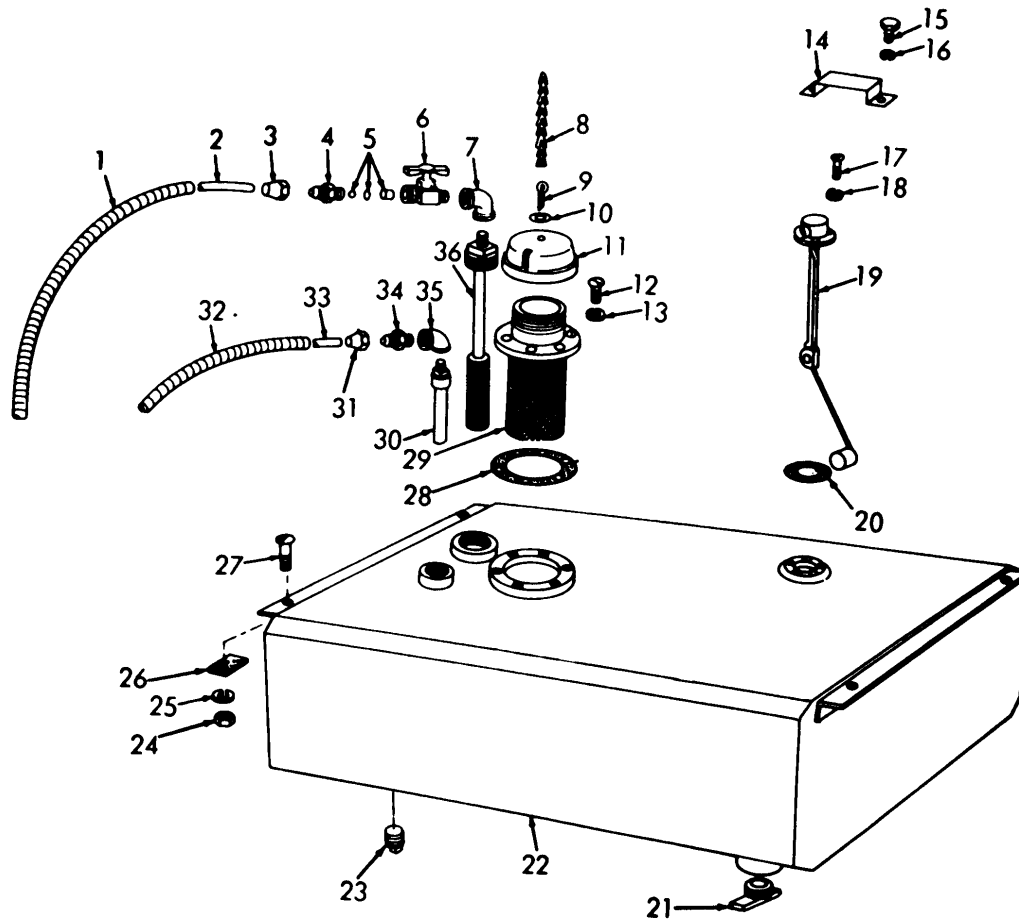


Figure No. 23. Blower

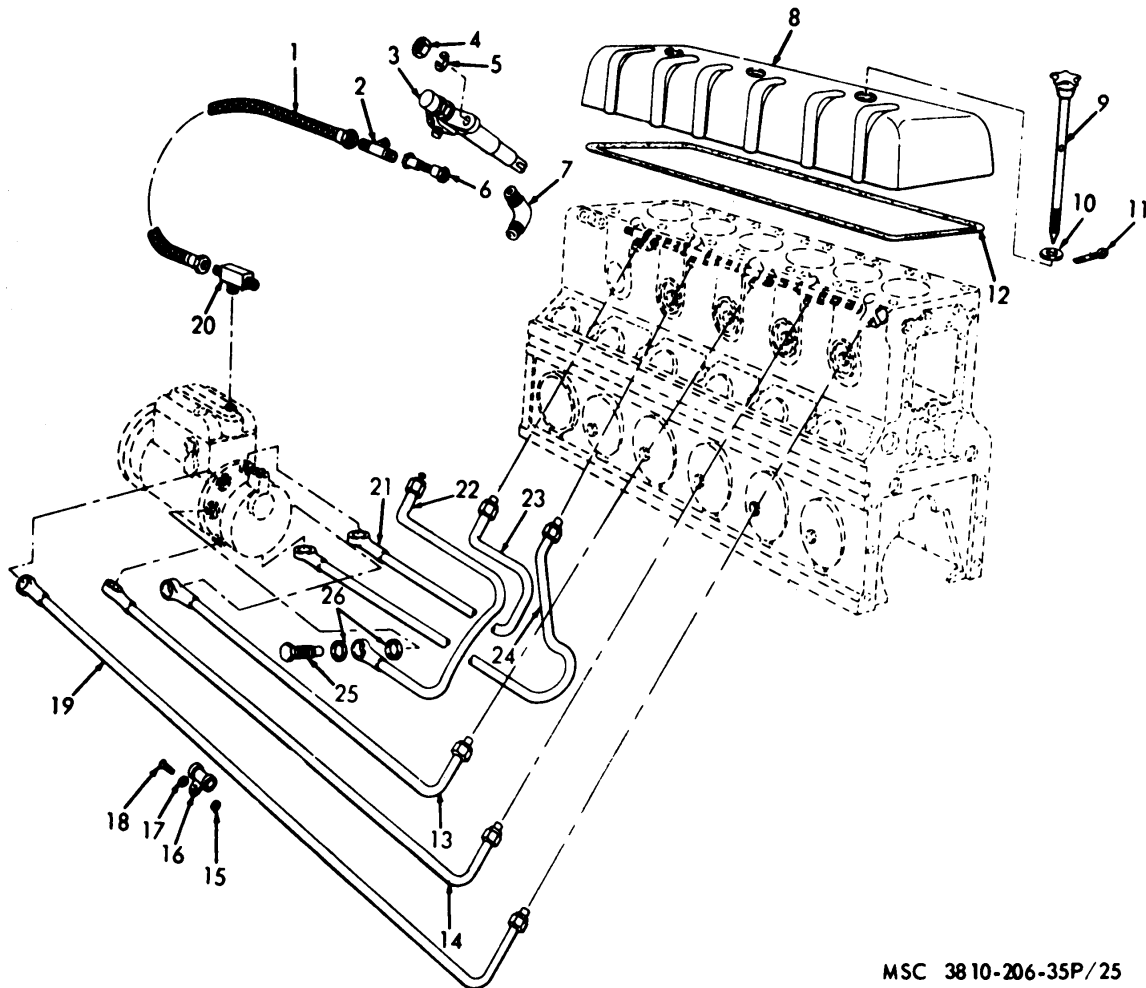


MSC 3810-206-35P/24

Figure No. 24. Fuel Tank, Lines, And Fittings

LEGEND TO PARTS, FIGURE 24

ITEM NO	FUNCT GROUP	APPL PARTS	ITEM NAME	ITEM NO	FUNCT GROUP	APPL PARTS	ITEM NAME	ITEM NO	FUNCT GROUP	APPL PARTS	ITEM NAME
1	0306	3	CONDUIT	13	0306	3	WASHER	25	0306	3	WASHER
2	0306	3	TUBE	14	0306	3	GUARD	26	0306	3	PAD
3	0306	3	NUT	15	0306	3	SCREW	27	0306	3	BOLT
4	0306	3	ADAPTER	16	0306	3	WASHER	28	0306	3	GASKET
5	0306	3	VALVE	17	0D97	3	SCREW	29	0306	3	FILTER
6	0306	3	COCK	18	0607	3	WASHER	30	0306	3	PIPE
7	0306	3	ELBOW	19	0607	3	TRNSMTR	31	0306	3	NUT
8	0306	3	CHAIN	20	0607	3	GASKET	32	0306	3	CONDUIT
9	0306	3	PIN	21	0306	3	COCK	33	0306	3	TUBE
10	0306	3	WASHER	22	0306	3	TANK	34	0306	3	ADAPTER
11	0306	3	CAP	23	0306	3	PLUG	35	0306	3	ELBOW
12	0306	3	SCREW	24	0306	3	NUT	36	0309	3	FILTER

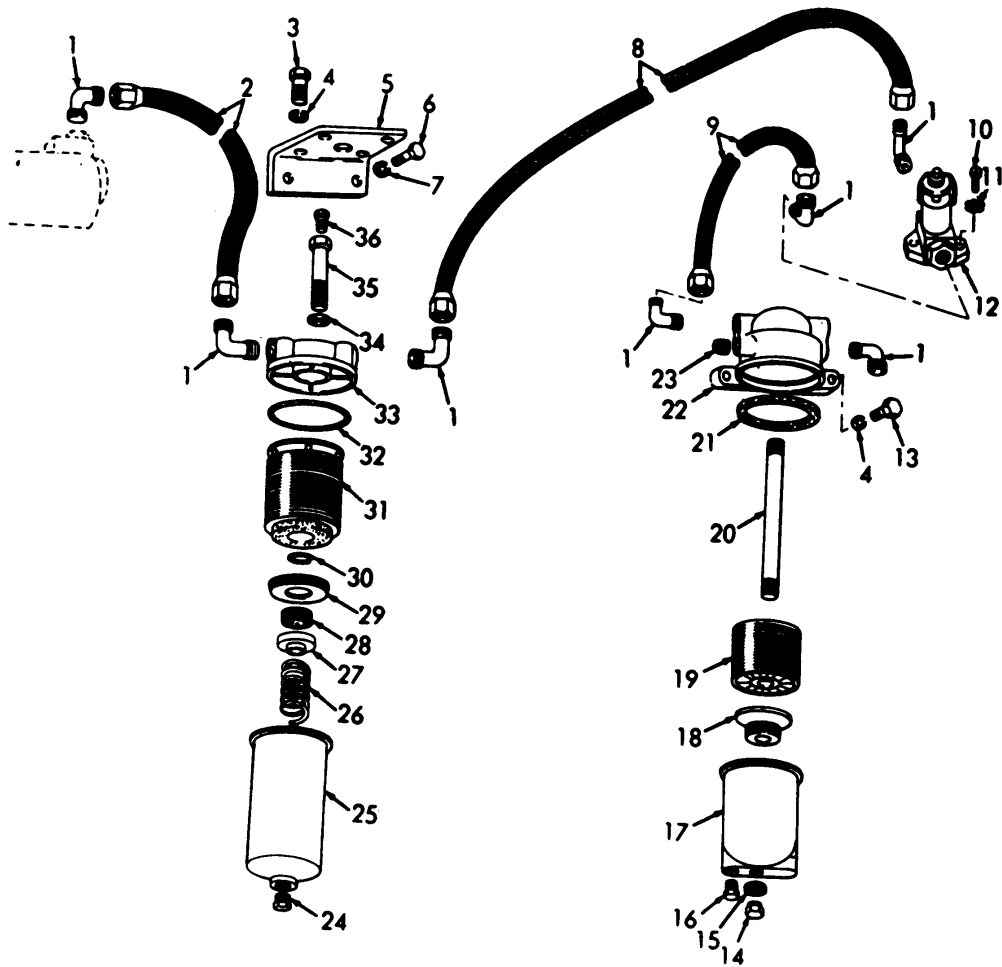


MSC 38 10-206-35P/25

Figure No. 25. Fuel Injector, Cover, And Pump Lines

LEGEND TO PARTS, FIGURE 25

ITEM NO	FUNCT GROUP	APPL PARTS	ITEM NAME	ITEM NO	FUNCT GROUP	APPL PARTS	ITEM NAME	ITEM NO	FUNCT GROUP	APPL PARTS	ITEM NAME
1	0306	1	HOSE AY	10	0105	1	WASHER	19	0306	1	LINE AY
2	0306	1	TEE	11	0105	1	PIN	20	0306	1	VALVE
3	0301	1	INJECTR	12	0105	1	GASKET	21	0306	1	SLEEVE
4	0301	1	NUT	13	0306	1	LINE AY	22	0306	1	LINE AY
5	0301	1	WASHER	14	0306	1	LINE AY	23	0306	1	LINE AY
6	0306	1	HOSE AY	15	0306	1	NUT	24	0306	1	LINE AY
7	0306	1	ELBOW	16	0306	1	CLAMP	25	0306	1	BOLT
8	0105	1	COVER	17	0306	1	WASHER	26	0306	1	WASHER
9	0105	1	HANDWHL	18	0306	1	SCREW				

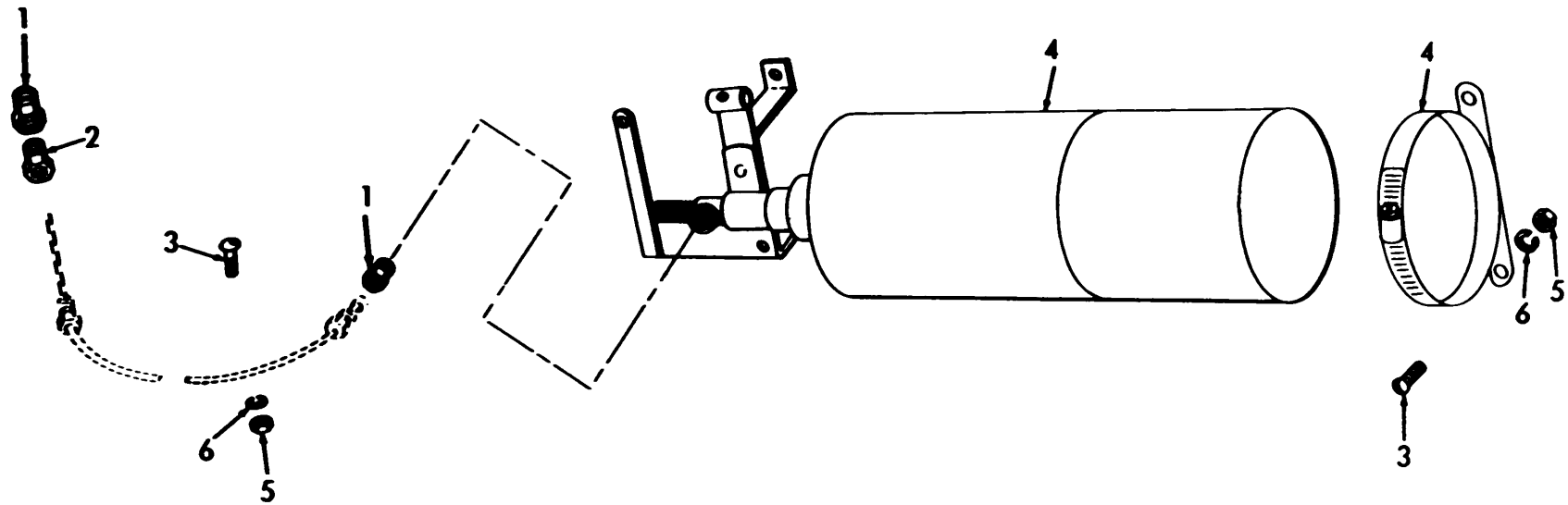


MSC 3810-206-35P/26

Figure No. 26. Fuel Filters And Priming Pump

LEGEND TO PARTS, FIGURE 26

ITEM NO	FUNCT GROUP	APPL PARTS	ITEM NAME	ITEM NO	FUNCT GROUP	APPL PARTS	ITEM NAME	ITE4 NO	FUNCT GROUP	APPL PARTS	ITEM NAME
1	0311	1	ELBOW	13	0309	1	SCREW	25	0309	1	BOY AY
2	0311	1	HOSE AY	14	0309	1	NUT	26	0309	1	SPRING
3	0309	1	SCREW	15	0309	1	GASKET	27	0309	1	WASHER
4	0309	1	WASHER	16	0309	1	PLUG	28	0309	1	GROMMET
5	0309	1	BRACKET	17	0309	1	BOWL	29	0309	1	PLATE
6	0309	1	BOLT	18	0309	1	NUT AY	30	0309	1	RING
7	0309	1	WASHER	19	0309	1	FIL ELM	31	0309	1	FIL ELM
8	0311	1	HOSE-AY	20	0309	1	STUD	32	0309	1	GASKET
9	0311	1	HOSE AY	21	0309	1	GASKET	33	0309	1	COVER
10	0311	1	SCREW	22	0309	1	HEAD	34	0309	1	COVER
11	0311	1	WASHER	23	0309	1	PLUG	35	0309	1	BOLT
12	0211	1	PUMP	2'4	0309	1	PLUG	36	0309	1	PLUG

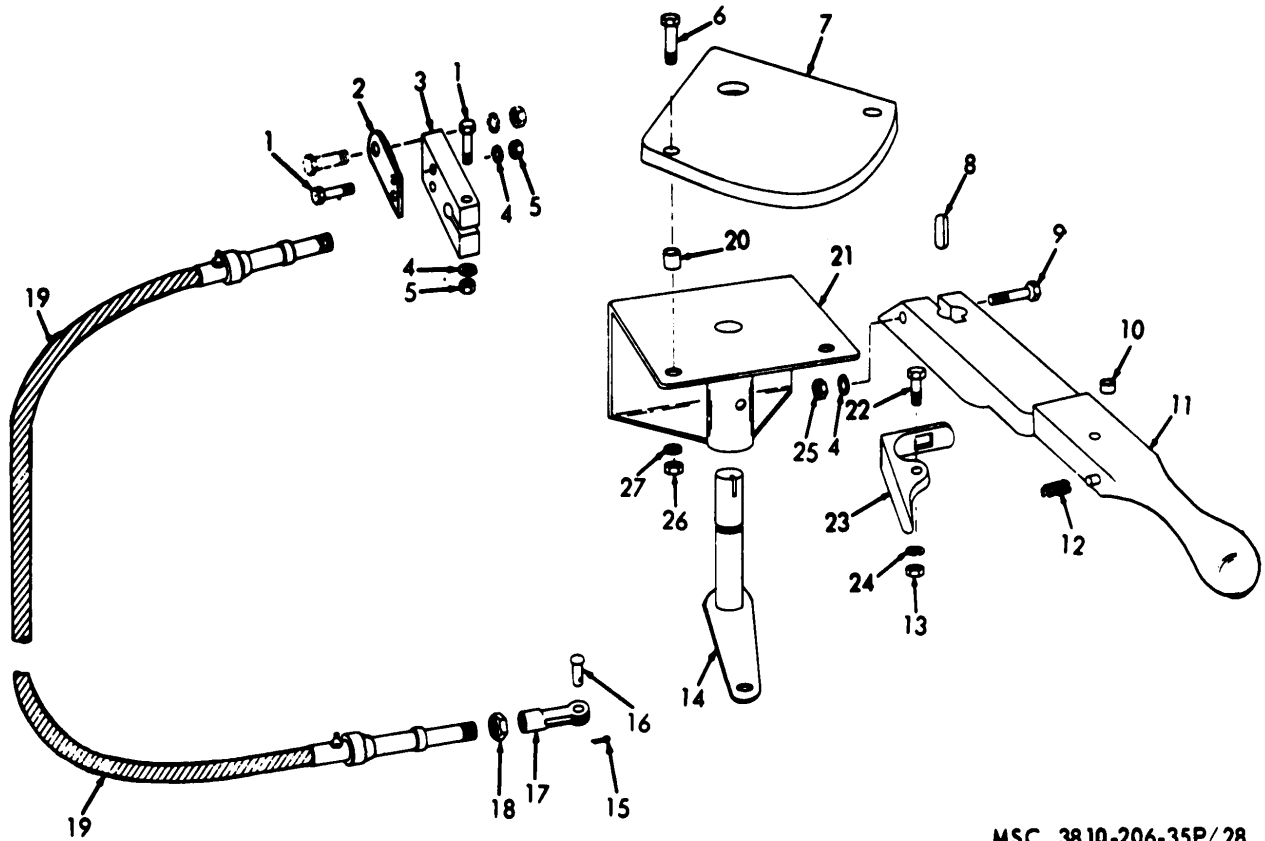


MSC 38 10-206-35P/27

Figure No. 27. Primer

LEGEND TO PARTS, FIGURE 27

ITEM NO	FUNCT GROUP	APPL PARTS	ITEM NAME
1	0311	1	BUSHING
2	0311	1	ADAPTER
3	0311	1	SCREW
4	0311	1	PRIMER
5	0311	1	NUT
6	0311	1	WASHER



MSC 3810-206-35P/28

Figure No. 28. Governor Controls

LEGEND TO PARTS, FIGURE 28

ITEM NO	FUNCT GROUP	APPL PARTS	ITEM NAME	ITEM NO	FUNCT GROUP	APPL PARTS	ITEM NAME	ITEM NO	FUNCT GROUP	APPL PARTS	ITEM NAME
1	0312	3	BOLT	10	0312	3	ROLLER	19	0312	3	CONTROL
2	0312	3	BRACKET	11	01312	3	HANDLE	20	0312	3	SPACER
3	0312	3	BRACKET	12	0312	3	SPRING	21	0312	3	BRACKET
4	0312	3	WASHER	13	0312	3	NUT	22	0312	3	SCREW
5	0812	3	NUT	14	0312	3	SHAFT	23	0312	3	LEVER
6	0312	3	SCREW	15	0312	3	PIN	24	0312	3	WASHER
7	0312	3	QUADRNT	16	0312	3	PIN	25	0312	3	NUT
8	0312	3	KEY	17	0312	3	CLEVIS	26	0312	3	NUT
9	0312	3	BOLT	18	0312	3	NUT	27	0312	3	WASHER



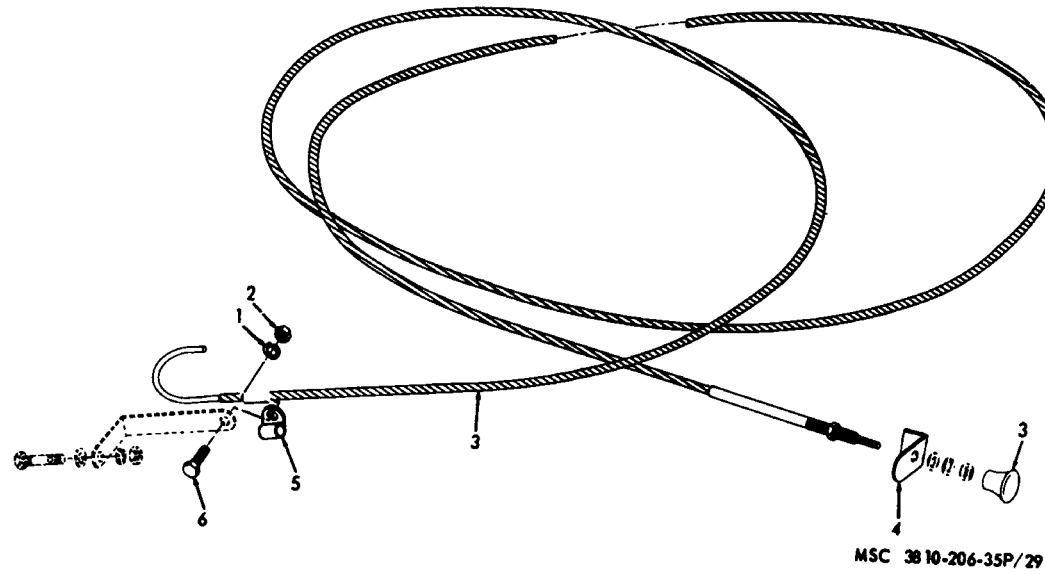
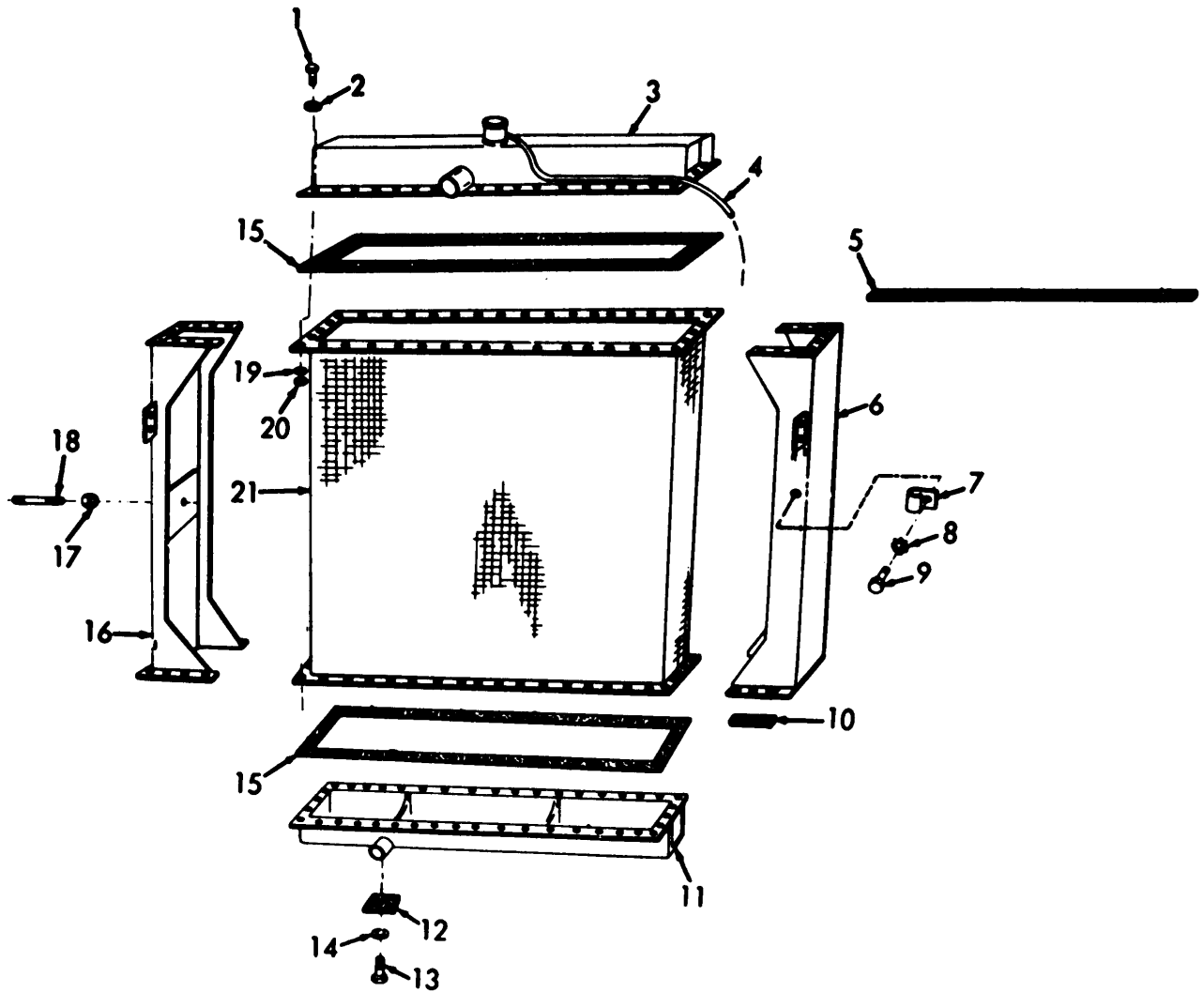


Figure No. 29. Stop Control Cable

LEGEND TO PARTS, FIGURE 29

ITEM NO	FUNCT GROUP	APPL PARTS	ITEM NAME	ITEM NO	FUNCT GROUP	APPL PARTS	ITEM NAME
1	0312	3	WASHER	4	0312	3	BRACKET
2	0312	3	NUT	5	0312	3	STRAP
3	0312	3	CONTROL	6	0312	3	BOLT

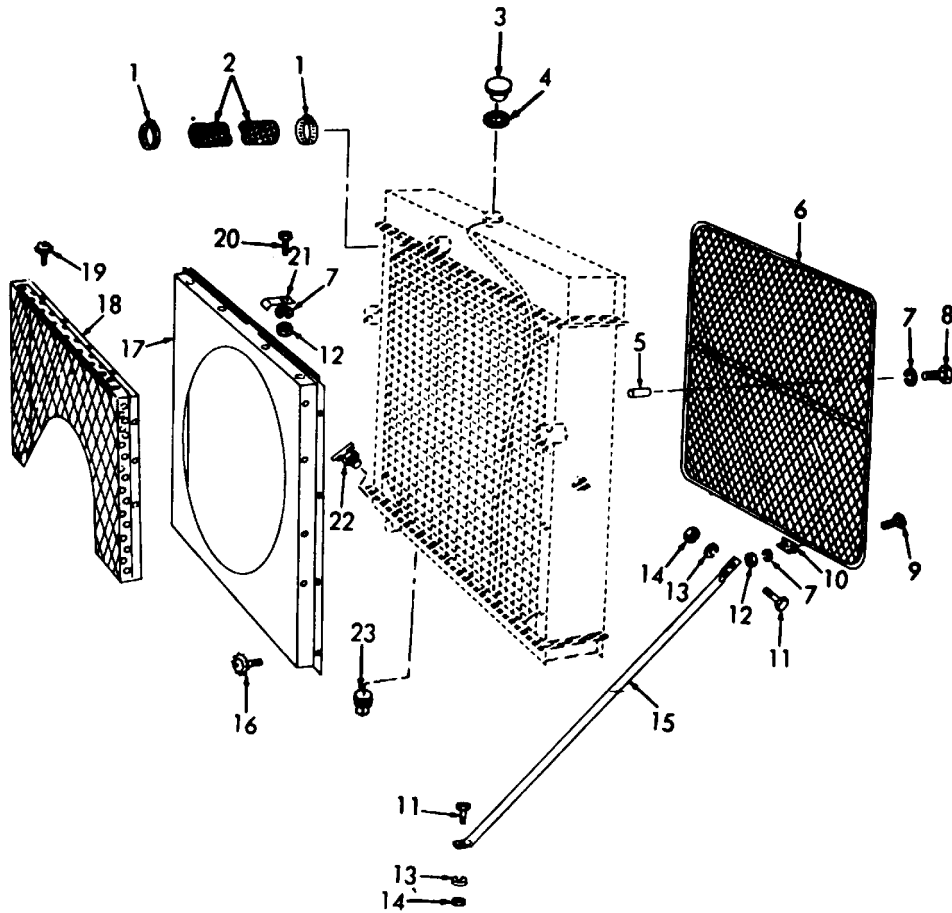


MSC 38 10-206-35P/30

Figure No. 30. Radiator

LEGEND TO PARTS, FIGURE 30

ITEM NO	FUNCT GROUP	APPL PARTS	ITEM NAME	ITEM NO	FUNCT GROUP	APPL PARTS	ITEM NAME	ITEM NO	FUNCT GROUP	APPL PARTS	ITEM NAME
1	0501	1	BOLT	8	0501	1	WASHER	15	0501	1	CORK
2	0501	1	WASHER	9	0501	1	SCREW	16	0501	1	SIDE ME
3	0501	1	TANK	10	0501	1	PAD	17	0501	1	NUT
4	0501	1	TUBE	11	0501	1	TANK	18	0501	1	SET
5	0501	1	WASHER	12	0501	1	PAD	19	0501	1	WASHER
6	0501	1	SIDE ME	13	0501	1	SCREW	20	0501	1	NUT
7	0501	1	CLIP	14	0501	1	WASHER	21	0501	1	CORE

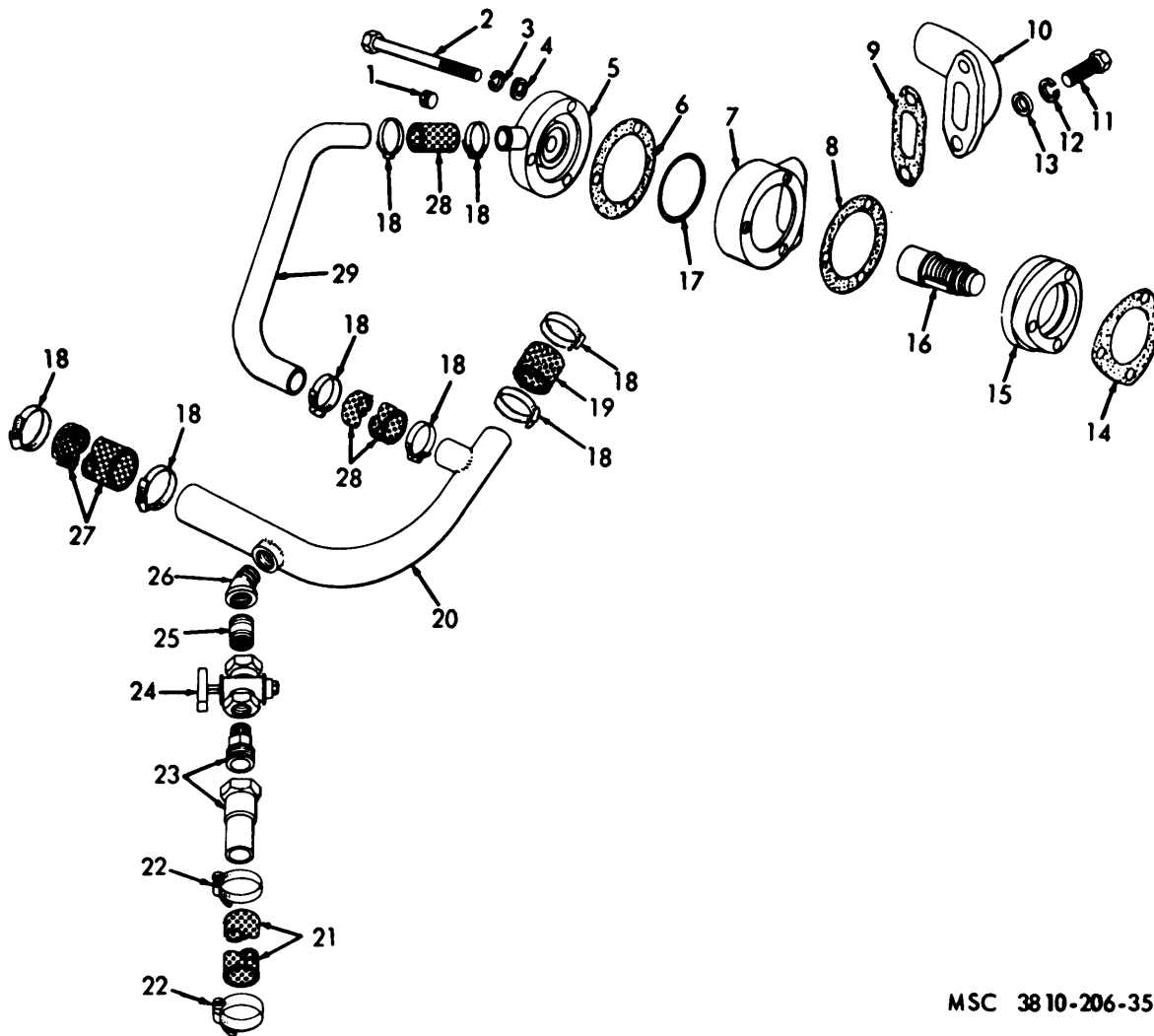


MSC 3810-206-35P/31

Figure No. 31. Radiator Shroud, Guard, And Cap

LEGEND TO PARTS, FIGURE 31

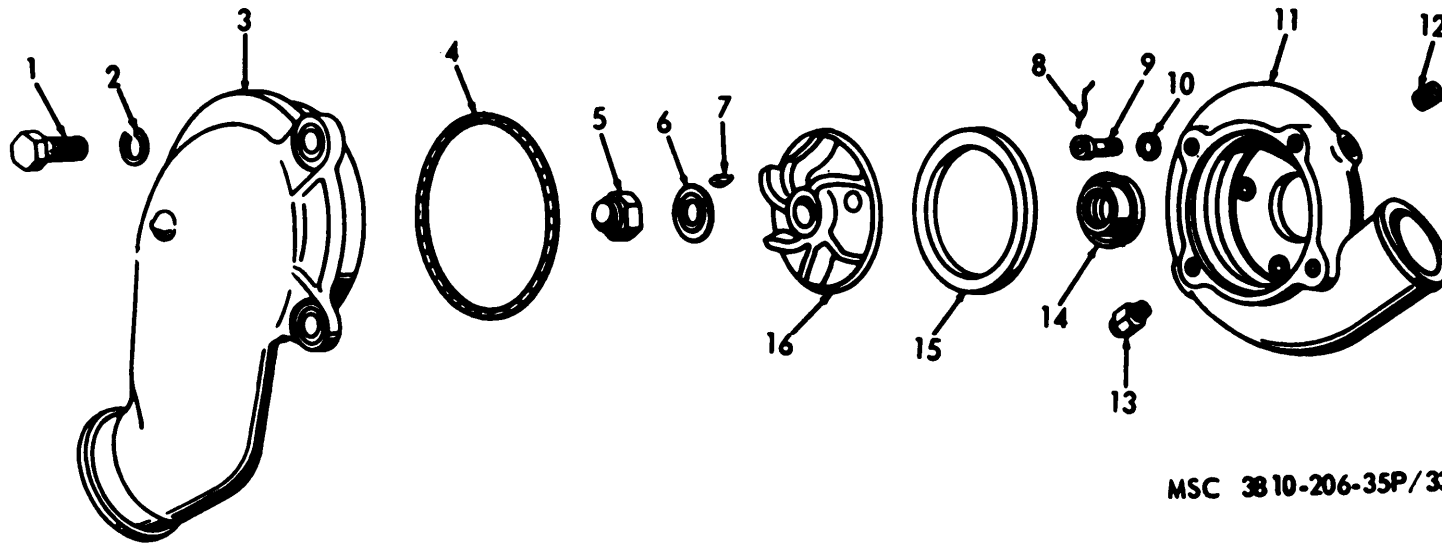
ITEM NO	FUNCT GROUP	APPL PARTS	ITEM NAME	ITEM NO	FUNCT GROUP	APPL PARTS	ITEM NAME	ITEM NO	FUNCT GROUP	APPL PARTS	ITEM NAME
1	0503	1	CLAMP	9	0501	1	BOLT	16	0502	1	SCREW
2	0503	1	HOSE AY	10	0501	1	CLIP	17	0502	1	SHROUD
3	0501	1	CAP	11	0501	1	SCREW	18	0505	1	GUARD
4	0501	1	GASKET	12	0501	1	NUT	19	0505	1	SCREW
5	0501	1	SPACER	13	0501	1	WASHER	20	0502	1	SCREW
6	0501	1	GUARD	14	0501	1	NUT	21	0502	1	CLIP
7	0501	1	WASHER	15	0501	1	BRACE	22	0503	1	COCK
8	0501	1	BOLT								



MSC 3810-206-35P/32

Figure No. 32. Radiator Hoses And Pipes  
LEGEND TO PARTS, FIGURE 32

ITEM NO	FUNCT GROUP	APPL PARTS	ITEM NAME	ITEM NO	FUNCT GROUP	APPL PARTS	ITEM NAME	ITEM NO	FUNCT GROUP	APPL PARTS	ITEM NAME
1	0503	1	PLUG	11	0503	1	BOLT	21	2202	1	HOSE CLAMP
2	0503	1	BOLT	12	0503	1	WASHER	22	2202	1	CLAMP
3	0503	1	WASHER	13	0503	1	WASHER	23	2202	1	FITTING
4	0503	1	WASHER	14	0503	1	GASKET	24	2202	1	COCK
5	0503	1	HOUSING	15	0503	1	ADAPTER	25	2202	1	NIPPLE
6	0503	1	GASKET	16	0503	1	TERMS	26	2202	1	ELBOW
7	0503	1	HOUSING	17	0503	1	GASKET	27	0503	1	HOSE AY
8	0503	1	GASKET	18	0503	1	CLAMP	28	0503	1	HOSE AY
9	0503	1	GASKET	19	0503	1	HOSE	29	0503	1	TUBE
10	0503	1	PIPE	20	0503	1	PIPE				



**MSC 3810-206-35P/33**

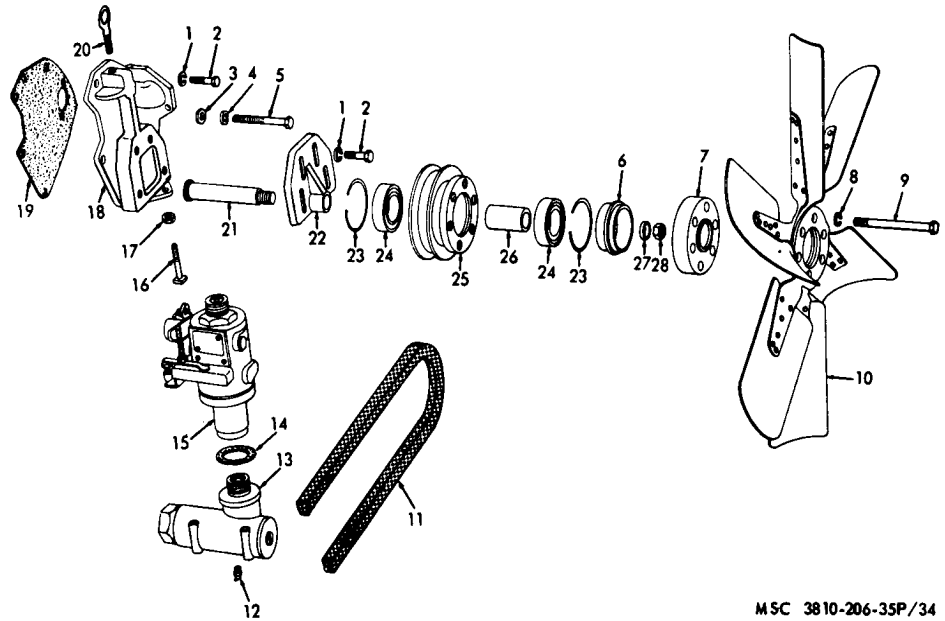
Figure No. 33. Water Pump

LEGEND TO PARTS, FIGURE 33

ITEM NO	FUNCT GROUP	APPL PARTS	ITEM NAME	ITEM NO	FUNCT GROUP	APPL PARTS	ITEM NAME	ITEM NO	FUNCT GROUP	APPL PARTS	ITEM NAME
1	0504	1	SCREW	7	0504	1	KEY	12	0504	1	PLUG
2	0504	1	WASHER	8	0504	1	WIRE	13	0504	1	COCK
3	0504	1	COVER	9	0504	1	SCREW	14	0504	1	SEAL
4	0504	1	PACKING	10	0504	1	WASHER	15	0504	1	SHIELD
5	0504	1	NUT	11	0504	1	BODY	16	0504	1	IMPELLER
6	0504	1	WASHER								

LEGEND TO PARTS, FIGURE 34

ITEM NO	FUNCTION GROUP	APPLICATION PARTS	ITEM NAME
1	0505	1	WASHER
2	0505	1	SCREW
3	0505	1	WASHER
4	0505	1	WASHER
5	0505	1	SCREW
6	0505	1	PILOT
7	0505	1	SPACER
8	0505	1	WASHER
9	0505	1	BOLT
10	0505	1	FAN
11	0505	1	BELT
12	4701	1	FITTING
13	4701	1	ADAPTER
14	0606	1	GASKET
15	0606	1	GOVERNOR
16	0505	1	SETSCREW
17	0505	1	NUT
18	0505	1	BRACKET
19	0505	1	GASKET
20	0505	1	BOLT
21	0505	1	SHAFT
22	0505	1	SUPPORT RING
23	0505	1	RING
24	0505	1	BEARING
25	0505	1	PULLEY
26	0505	1	SPACER
27	0505	1	WASHER
28	0505	1	NUT



MSC 3810-206-35P/34

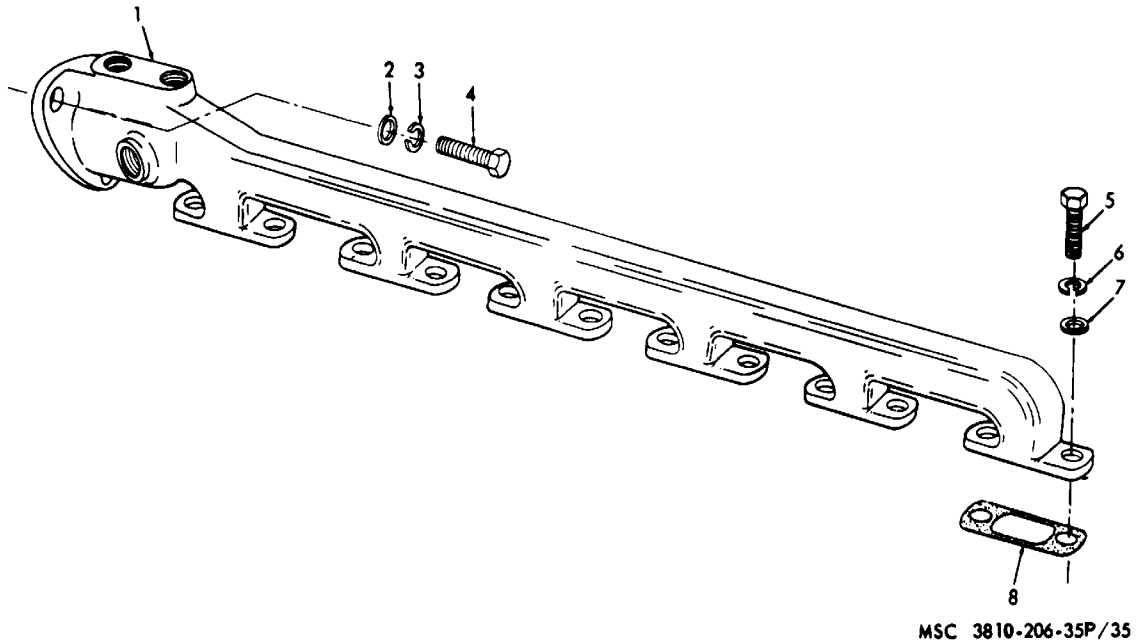
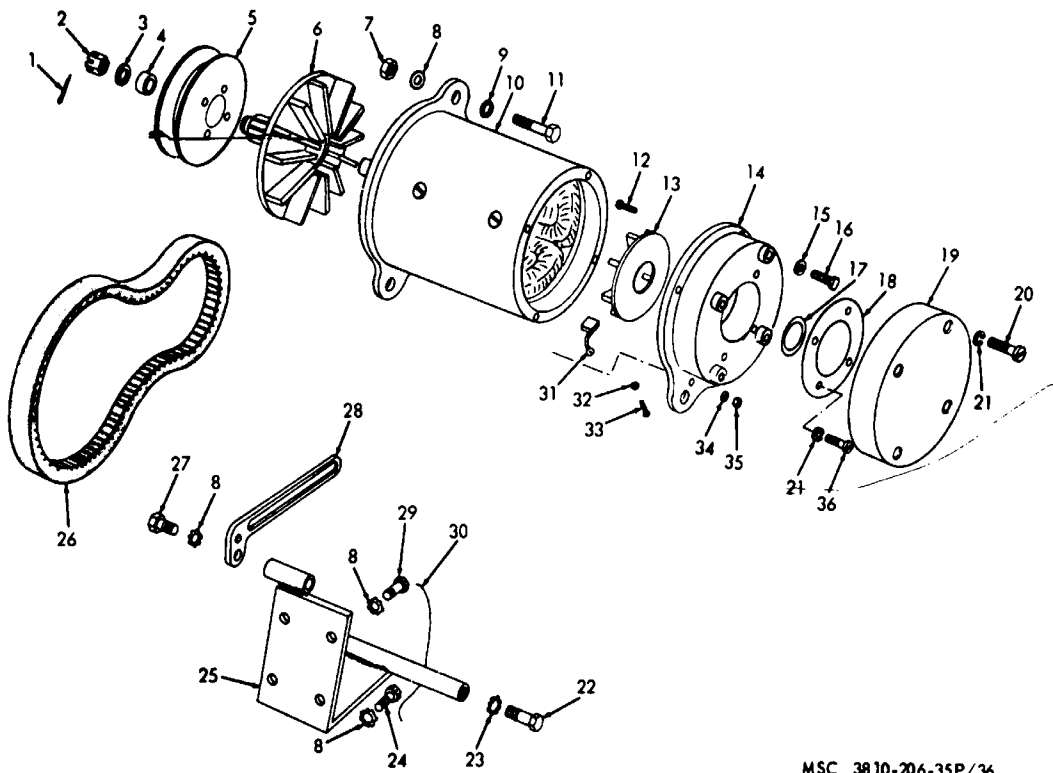


Figure No. 35 Water Manifold

**LEGEND TO PARTS, FIGURE 35**

ITEM NO	FUNCT GROUP	APPL PARTS	ITEM NAME
1	0503	1	MANFLD
2	0503	1	WASHER
3	0503	1	WASHER
4	0503	1	BOLT
5	0503	1	SCREW
6	0503	1	WASHER
7	0503	1	WASHER
8	0503	1	GASKET



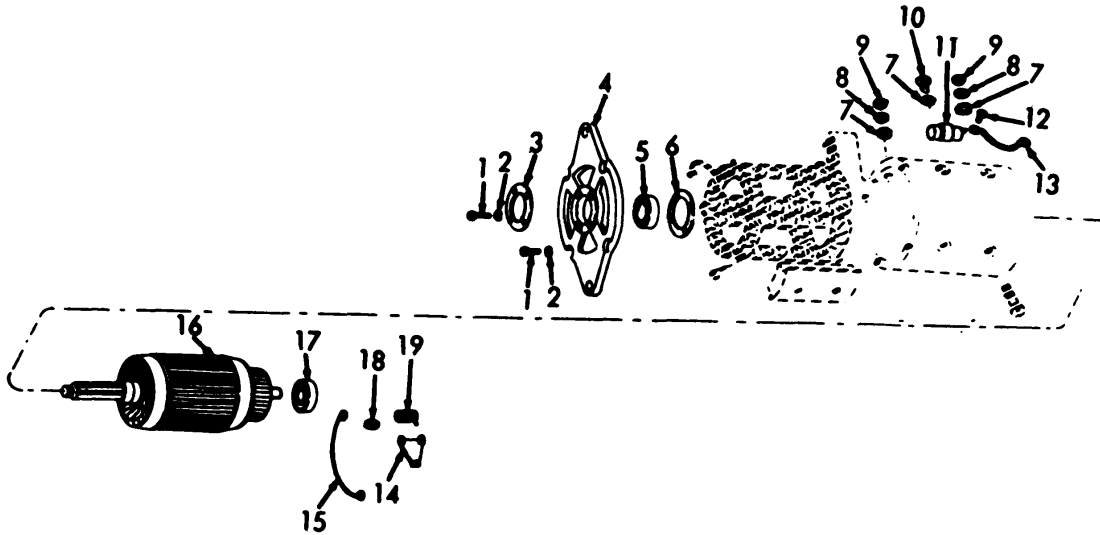
MSC 3810-206-35P/36

Figure No. 36 Generator

**LEGEND TO PARTS, FIGURE 36**

ITEM NO	FUNCT GROUP	APPL PARTS	ITEM NAME	ITEM NO	FUNCT GROUP	APPL PARTS	ITEM NAME	ITEM NO	FUNCT GROUP	APPL PARTS	ITEM NAME
1	0601	1	PIN	13	0601	1	PLATE	25	0601	1	BRACKET
2	0601	1	NUT	14	0601	1	END	26	0601	1	BELT
3	0601	1	GASKET	15	0601	1	WASHE R	27	0601	1	SCREW
4	0601	1	SPACER	16	0601	1	SCREW	28	0601	1	STRAP
5	0601	1	PULLEY	17	0601	1	SPACER	29	0601	1	SCREW
6	0601	1	FAN AY	18	0601	1	PLATE	30	0601	1	WIRE
7	0601	1	NUT	19	0601	1	COVER	31	0601	1	BRUSH
8	0601	1	WASHE R	20	0601	1	SCREW	32	0601	1	WASHE R
9	0601	1	WASHE R	21	0601	1	WASHE R	33	0601	1	SCREW
10	0601	1	GENRTR	22	0601	1	SCREW	34	0601	1	WASHE R
11	0601	1	SCREW	23	0601	1	WASHE R	35	0601	1	NUT
12	0601	1	BOLT	24	0601	1	SCREW	36	0601	1	SCREW



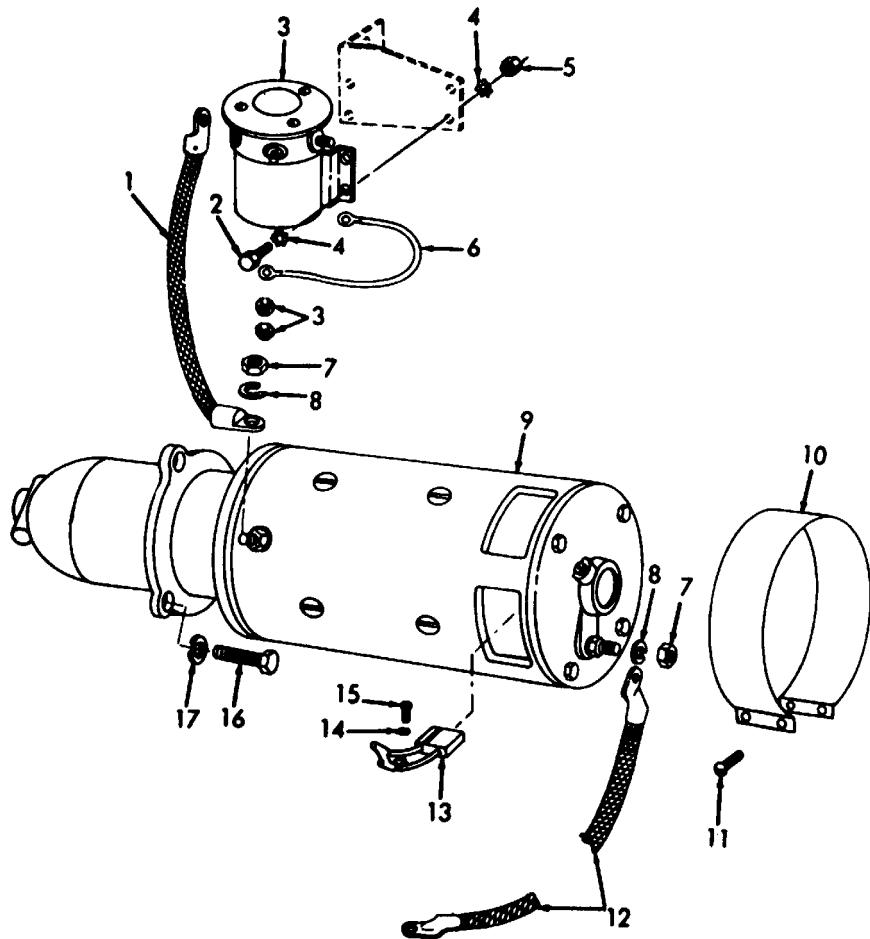


MSC 38 10-206-35P/37

Figure No. 37. Generator Components

LEGEND TO PARTS, FIGURE 37

ITEM NO	FUNCT GROUP	APPL PARTS	ITEM NAME	ITEM NO	FUNCT GROUP	APPL PARTS	ITEM NAME
1	0601	1	SCREW	11	0601	1	CAPACTR
2	0601	1	WASHER	12	0601	1	SCREW
3	0601	1	PLATE	13	0601	1	LEAD
4	0601	1	END	14	0601	1	ARM
5	0601	1	BEARING	15	0601	1	LEAD
6	0601	1	PLATE	16	0601	1	ARMATRE
7	0601	1	WASHER	17	0601	1	BEARING
8	0601	1	WASHER	18	0601	1	WASHER
9	0601	1	NUT	19	0601	1	SPRING
10	0601	1	SCREW				



MSC 3810-206-35P/38

Figure No. 38. Starter

LEGEND TO PARTS, FIGURE 38

ITEM NO	FUNCT GROUP	APPL PARTS	ITEM NAME	ITEM NO	FUNCT GROUP	APPL PARTS	ITEM NAME	ITEM NO	FUNCT GROUP	APPL PARTS	ITEM NAME
1	0603	1	CABLE	7	0603	1	NUT	13	0603	1	BRUSH
2	0603	1	SCREW	8	0603	1	WASHE R	14	0603	1	WASHE R
3	0603	1	RELAY	9	0603	1	STARTE R	15	0603	1	SCREW
4	0603	1	WASHE R	10	0603	1	BAND	16	0603	1	SCREW
5	0603	1	NUT	11	0603	1	SCREW	17	0603	1	SCREW
6	0603	1	WIRE AY	12	0603	1	CABLE				

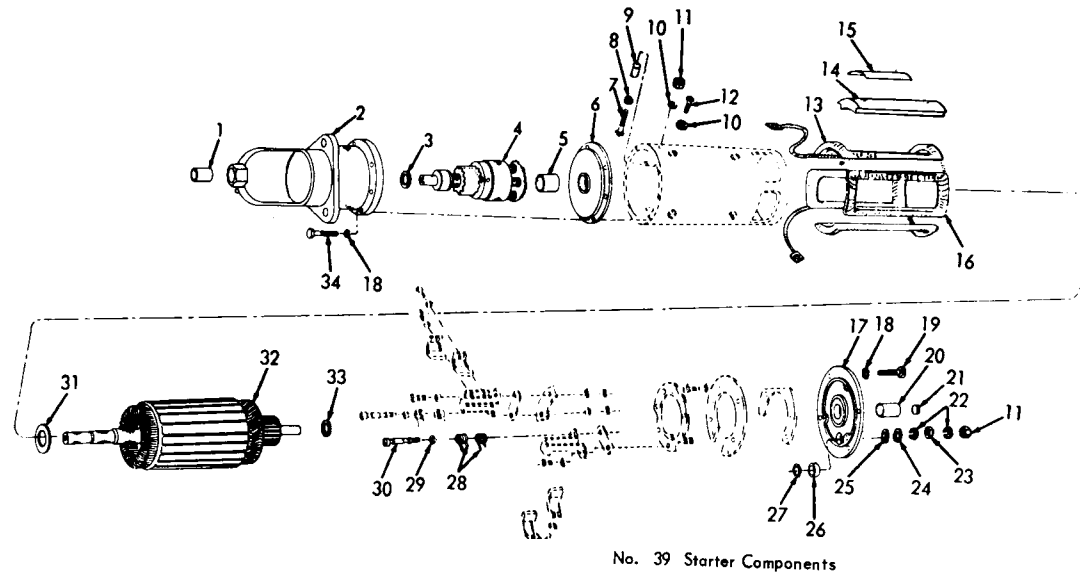
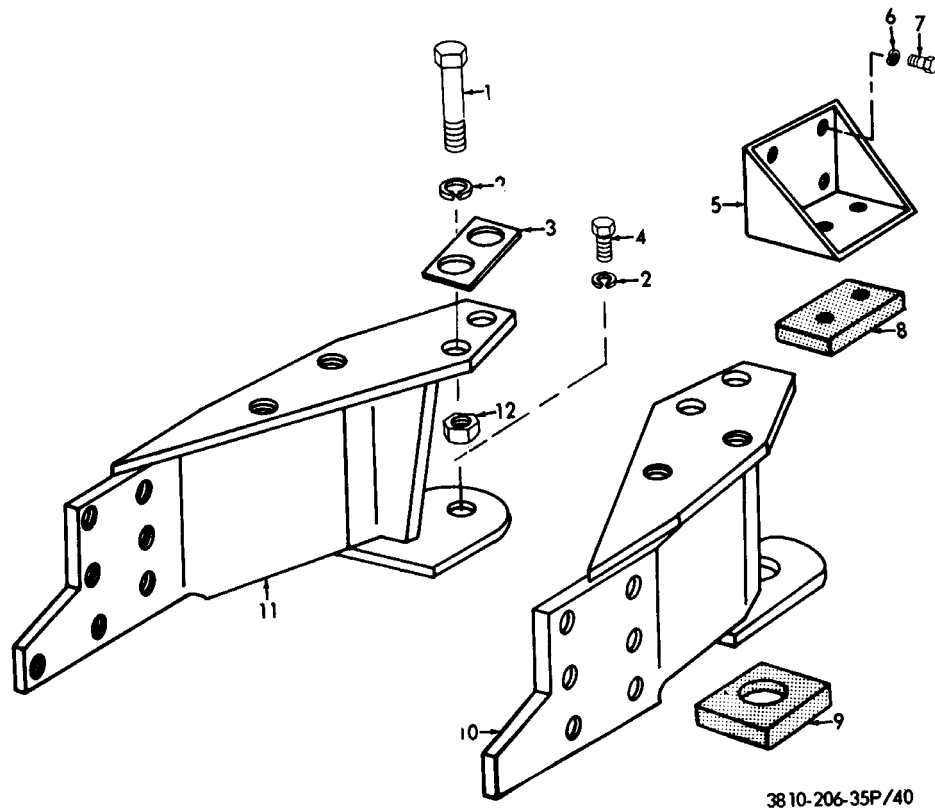


Figure No. 39. Starter Components

**LEGEND TO PARTS, FIGURE 39**

**MSC 3810-206-35P/39**

ITEM NO	FUNCT GROUP	APPL PARTS	ITEM NAME	ITEM NO	FUNCT GROUP	APPL PARTS	ITEM NAME	ITEM NO	FUNCT GROUP	APPL PARTS	ITEM NAME
1	0603	1	BUSHING	13	0603	1	WINDING	24	0603	1	WASHER
2	0603	1	HOUSING	14	0603	1	POLE Pi	25	0603	1	WASHER
3	0603	1	WASHER	15	0603	1	INSLTR	26	0603	1	WASHER
4	0603	1	DRIVE	16	0603	1	WINDING	27	0603	1	WASHER
5	0603	1	BEARING	17	0603	1	ENDBELL	28	0603	1	SPRING
6	0603	1	PLATE	18	0603	1	WASHER	29	0603	1	WASHER
7	0603	1	TERMNL	19	0603	1	BOLT	30	0603	1	SCREW
8	0603	1	INSLTR	20	0603	1	BEARING	31	0603	1	WASHER
9	0603	1	INSLTR	21	0603	1	PLUG	32	0603	1	ARMTRE
10	0603	1	WASHER	22	0603	1	WASHER	33	0603	1	WASHER
11	0603	1	NUT	23	0603	1	NUT	34	0603	1	BOLT
12	0603	1	SCREW								

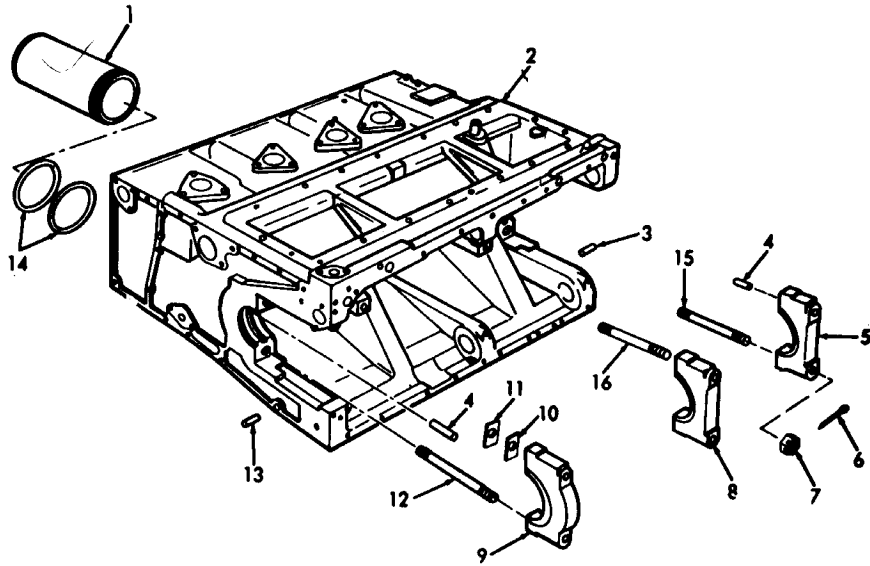


3810-206-35P/40

Figure No. 40. Engine Mounting Support

**LEGEND TO PARTS, FIGURE 40**

ITEM NO	FUNCT GROUP	APPL PARTS	ITEM NAME	ITEM NO	FUNCT GROUP	APPL PARTS	ITEM NAME
1	0100	2	BOLT	7	0100	2	SCREW
2	0100	2	WASHER	8	0100	2	BLOCK
3	0100	2	SHIM	9	0100	2	BLOCK
4	0200	2	SCREW	10	0100	2	SUPPORT
5	0100	2	SUPPORT	11	0100	2	SUPPORT
6	0100	2	WASHER	12	0100	2	NUT

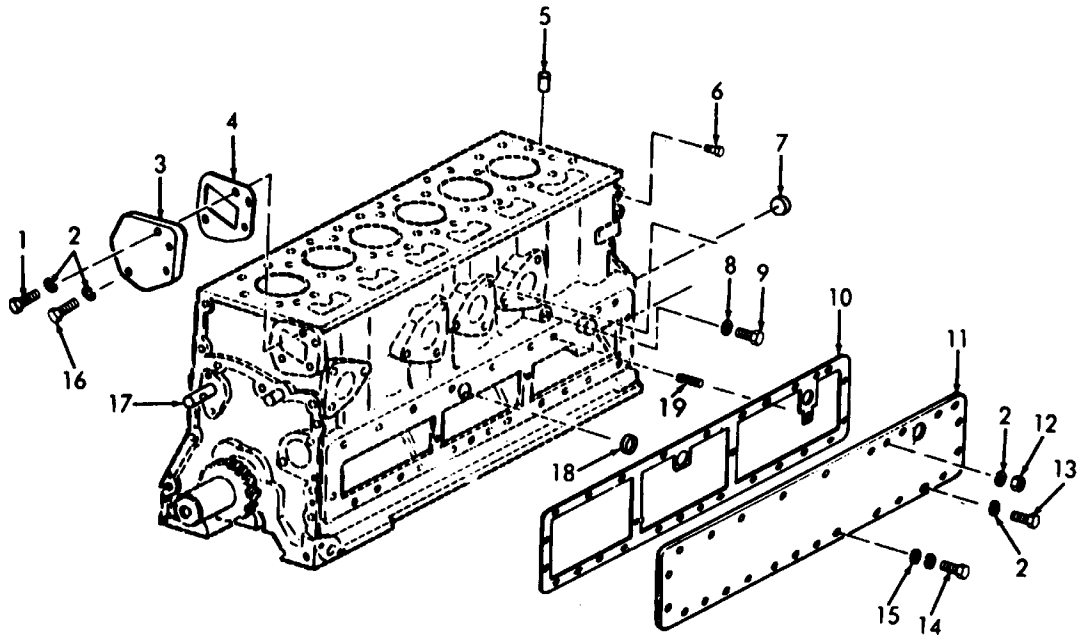


6115-428-35P/2 ①

Figure No. 41. Cylinder Block, Lines And Bearing Caps

**LEGEND TO PARTS, FIGURE 41**

ITEM NO	FUNCT GROUP	APPL PARTS	ITEM NAME	ITEM NO	FUNCT GROUP	APPL PARTS	ITEM NAME
1	0101	2	CYL SLV	9	0101	2	CAP
2	0101	2	BLOCK	10	0101	2	SHIM
3	0101	2	PIN	11	0101	2	SHIM
4	0101	2	PIN	12	0101	2	PIN
5	0101	2	CAP	13	0101	2	DOWEL
6	0101	2	PIN	14	0101	2	PACKING
7	0101	2	NUT	15	0101	2	PIN
8	0101	2	CAP	16	0101	2	STUD

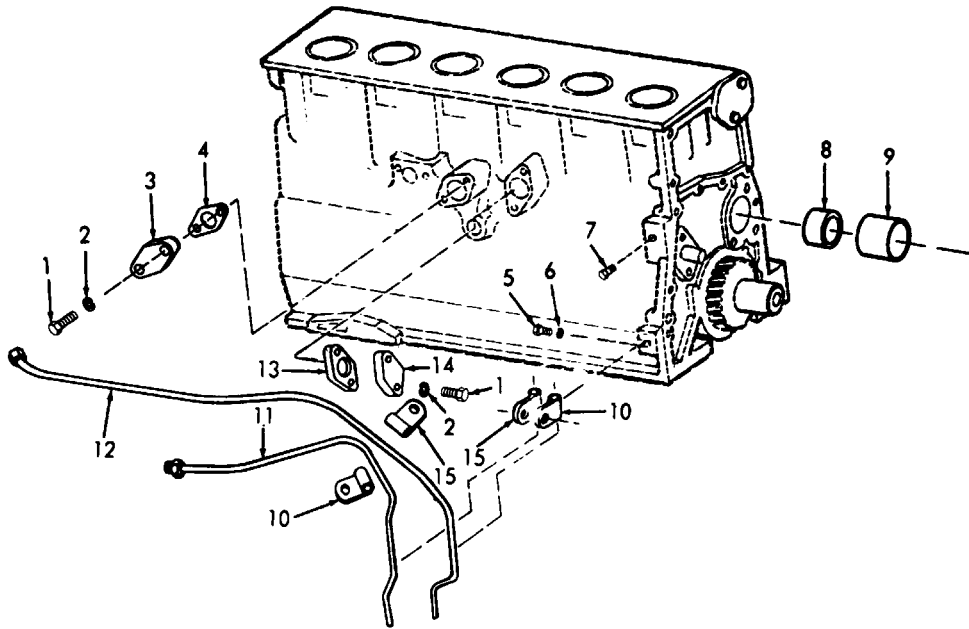


3810-206-35P/42

Figure No. 42 . Cylinder Block Covers

**LEGEND TO PARTS, FIGURE 42**

ITEM NO	FUNCT GROUP	APPL PARTS	ITEM NAME	ITEM NO	FUNCT GROUP	APPL PARTS	ITEM NAME	ITEM NO	FUNCT GROUP	APPL PARTS	ITEM NAME
1	0101	2	BOLT	8	0101	2	WASHER	14	0106	2	BOLT
2	0101	2	WASHER	9	0101	2	BOLT	15	0106	2	WASHER
3	0101	2	FLANGE	10	0101	2	GASKET	16	0101	2	BOLT
4	0101	2	GASKET	11	0101	2	COVER	17	0101	2	SHAFT
5	0101	2	DOWEL	12	0101	2	NUT	18	0101	2	PLUG
6	0101	2	PLUG	13	0101	2	BOLT	19	0101	2	STUD
7	0101	2	PLUG								

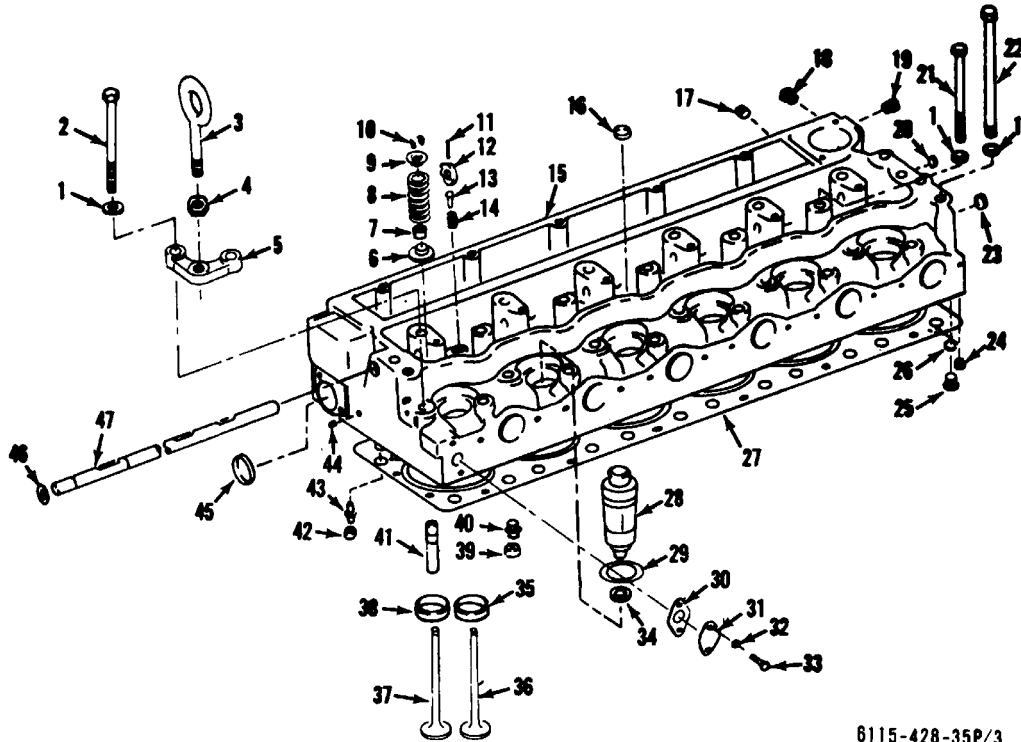


3810-206-35P/43

Figure No. 43. Cylinder Block Covers, Tubes And Clips

**LEGEND TO PARTS, FIGURE 43**

ITEM NO	FUNCT GROUP	APPL PARTS	ITEM NAME	ITEM NO	FUNCT GROUP	APPL PARTS	ITEM NAME
1	0101	2	SCREW	9	0101	2	BEARING
2	0101	2	WASHER	10	0306	2	CLIP
3	0101	2	COVER	11	0306	2	TUBE
4	0101	2	GASKET	12	0306	2	TUBE
5	0306	2	BOLT	13	0101	2	GASKET
6	0306	2	WASHER	14	0101	2	COVER
7	0101	2	PLUG	15	0306	2	STRAP
8	0101	2	BEARING				



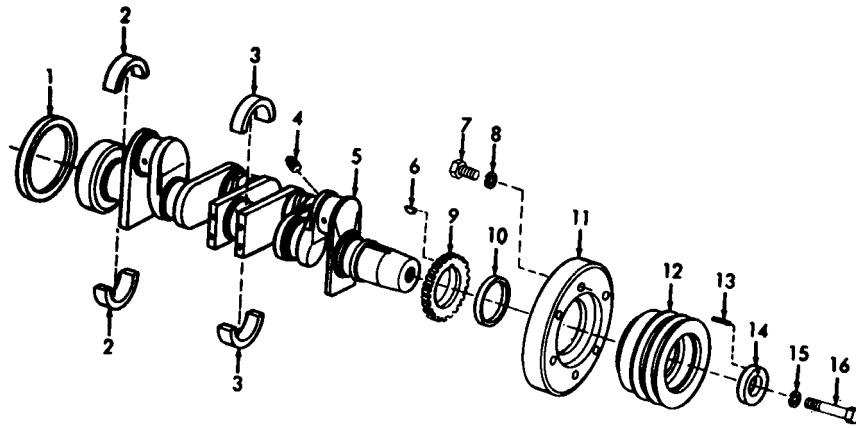
6115-428-35P/3

Figure No. 44. Cylinder Head

LEGEND TO PARTS, FIGURE 44

ITEM NO	FUNCT GROUP	APPL PARTS	ITEM NAME	ITEM NO	FUNCT GROUP	APPL PARTS	ITEM NAME	ITEM NO	FUNCT GROUP	APPL PARTS	ITEM NAME
1	0100	2	WASHER	17	0101	2	PLUG	33	0101	2	BOLT
2	0100	2	BOLT	18	0101	2	PLUG	34	0101	2	GASKET
3	0100	2	EYE	19	0101	2	PLUG	35	0105	2	SEAT
4	0100	2	NUT	20	0101	2	PLUG	36	0105	2	VALVE
5	0100	2	PLATE	21	0101	2	BOLT	37	0105	2	VALVE
6	0105	2	ROTOR	22	0101	2	BOLT	38	0105	2	SEAT
7	0105	2	SEAL	23	0101	2	PLUG	39	0101	2	PACKING
8	0105	2	SPRING	24	0101	2	PLUG	40	0101	2	FERRULE
9	0105	2	SEAT	25	0101	2	PLUG	41	0101	2	BUSHING
10	0105	2	LOCK	26	0101	2	SPACER	42	0101	2	PACKING
11	0110	2	PLUNGER	27	0101	2	GASKET	43	0101	2	FERRULE
12	0110	2	STOP	28	0101	2	CHAMBER	44	0101	2	PLUG
13	0110	2	PIN	29	0101	2	SEAL	45	0101	2	PLUG
14	0110	2	SPRING	30	0101	2	GASKET	46	0110	2	PACKING
15	0101	2	HEAD AY	31	0101	2	COVER	47	0110	2	SHAFT
16	0101	2	PLUG	32	0101	2	WASHER				



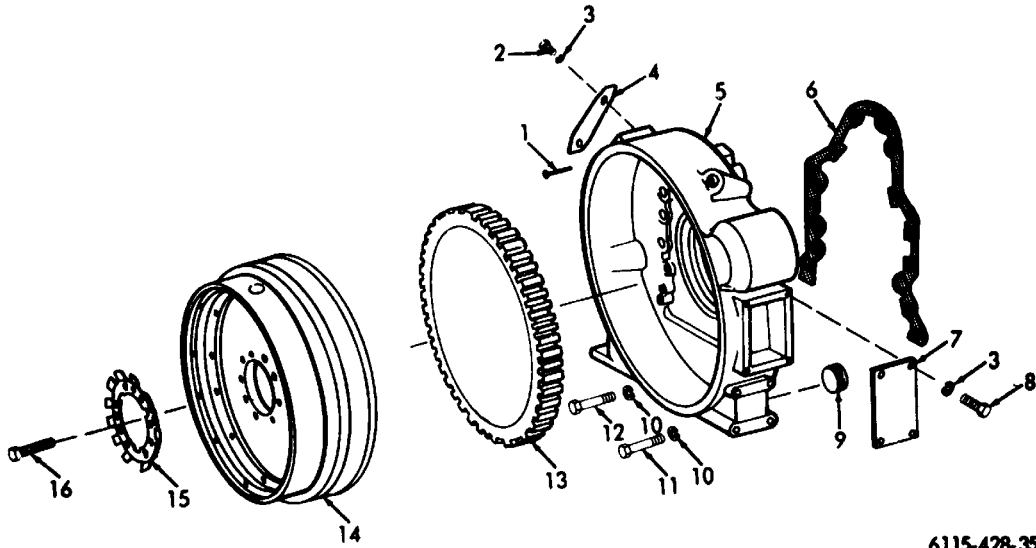


6115-428-35P/4

Figure No. 45. Crankshaft

**LEGEND TO PARTS, FIGURE 45**

ITEM NO	FUNCT GROUP	APPL PARTS	ITEM NAME	ITEM NO	FUNCT GROUP	APPL PARTS	ITEM NAME
1	0102	2	SEAL	9	0102	2	GEAR
2	0102	2	BEARING	10	0102	2	SEAL
3	0102	2	BEARING	11	0102	2	DAMPER
4	0102	2	PLUG	12	0102	2	PULLEY
5	0102	2	CRANKST	13	0102	2	PIN
6	0102	2	KEY	14	0102	2	WASHER
7	0102	2	BOLT	15	0102	2	WASHER
8	0102	2	WASHER	16	0102	2	BOLT



6115-428-35P/5

Figure No. 46. Flywheel And Flywheel Housing

**LEGEND TO PARTS, FIGURE 46**

ITEM NO	FUNCT GROUP	APPL PARTS	ITEM NAME	ITEM NO	FUNCT GROUP	APPL PARTS	ITEM NAME
1	0103	2	POINTER	9	0103	2	PLUG
2	0103	2	SCREW	10	0103	2	WASHER
3	0103	2	WASHER	11	0103	2	BOLT
4	0103	2	COVER	12	0103	2	BOLT
5	0103	2	HOUSING	13	0103	2	GEAR
6	0103	2	GASKET	14	0103	2	FLYWHL
7	0103	2	PLATE	15	0103	2	LOCK
8	0103	2	SCREW	16	0103	2	SCREW

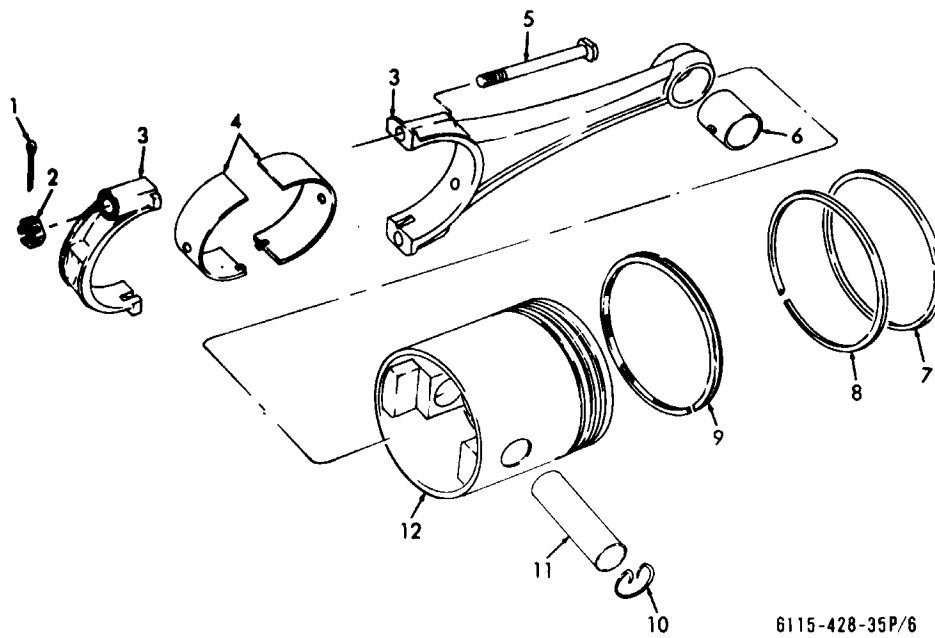
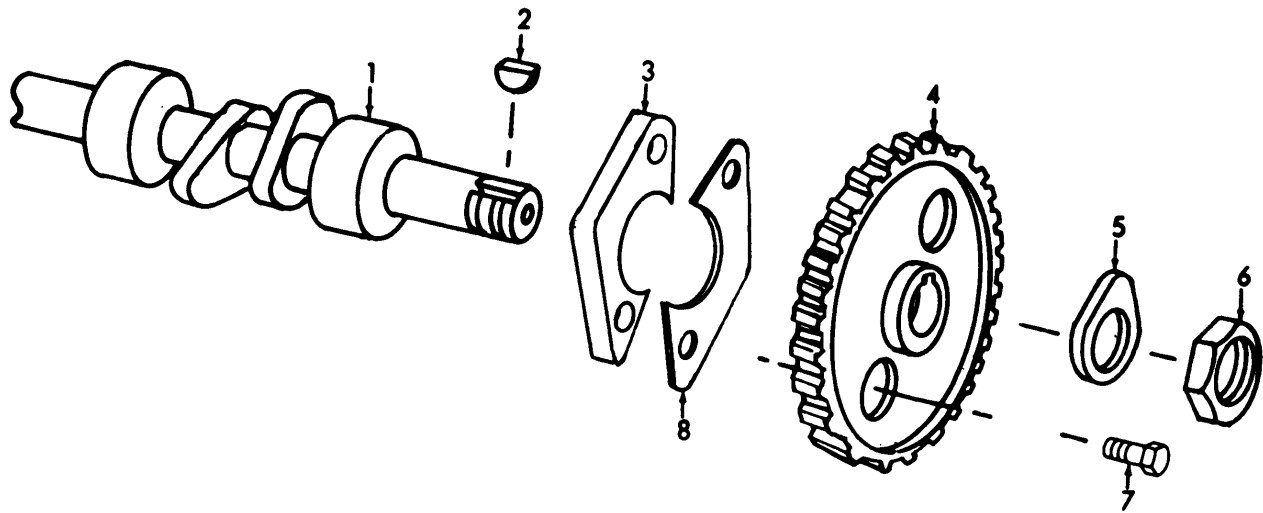


Figure No. 47. Piston And Connection Rod

**LEGEND TO PARTS, FIGURE 47**

ITEM NO	FUNCT GROUP	APPL PARTS	ITEM NAME	ITEM NO	FUNCT GROUP	APPL PARTS	ITEM NAME
1	0100	2	PIN	7	0104	2	RING
2	0102	2	NUT	8	0104	2	RING
3	0104	2	ROD AY	9	0104	2	RING
4	0104	2	BEARING	10	0104	2	RETAINR
5	0104	2	BOLT	11	0104	2	PIN
6	0104	2	BUSHING	12	0104	2	PISTON

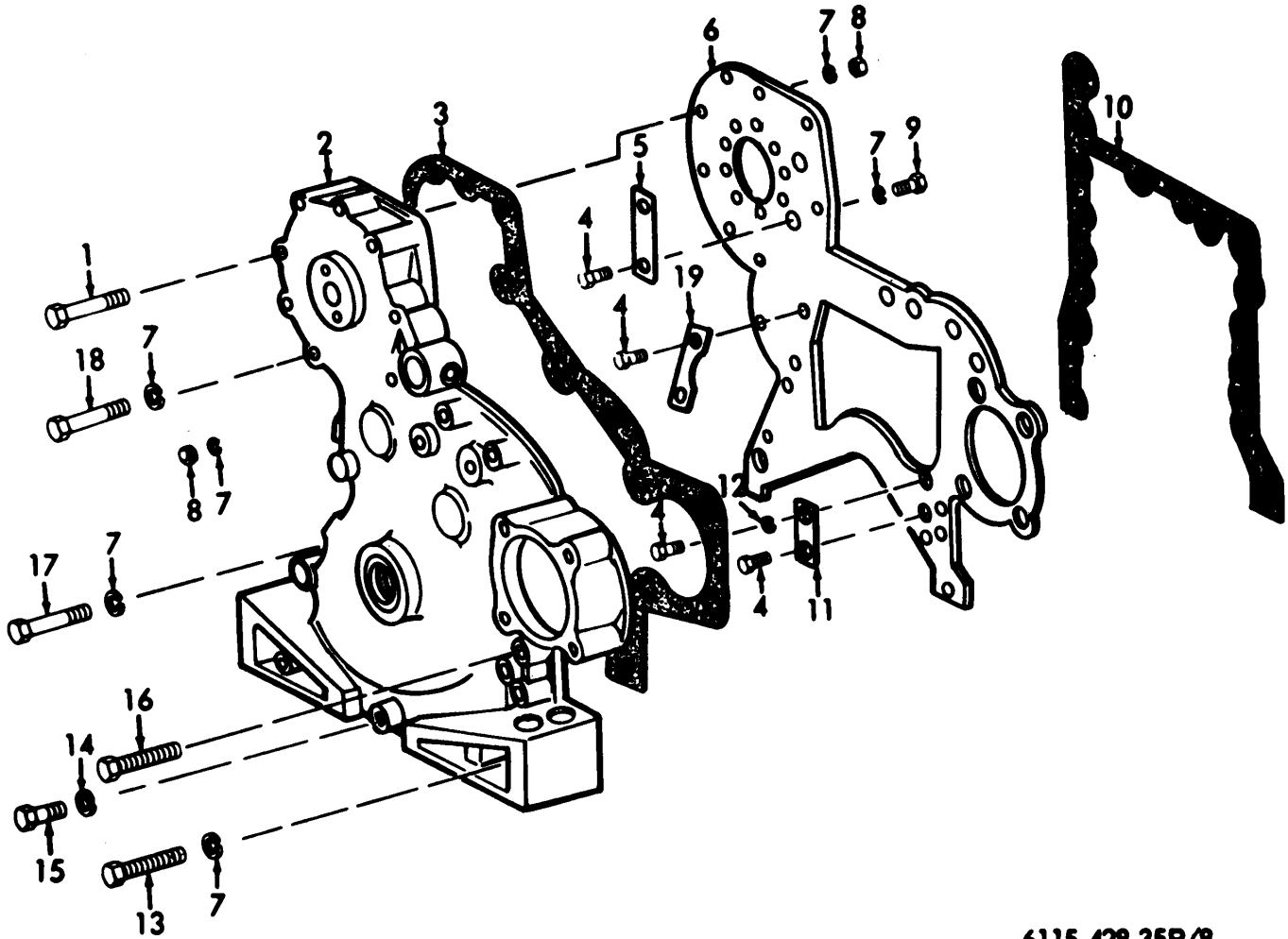


6115-428-35P/7

Figure No. 48. Camshaft

**LEGEND TO PARTS, FIGURE 48**

ITEM NO	FUNCT GROUP	APPL PARTS	ITEM NAME
1	0105	2	CAMSHAFT
2	0105	2	KEY
3	0105	2	WASHER
4	0105	2	GEAR
5	0105	2	RETAINER
6	0105	2	NUT
7	0105	2	BOLT
8	0105	2	LOCK

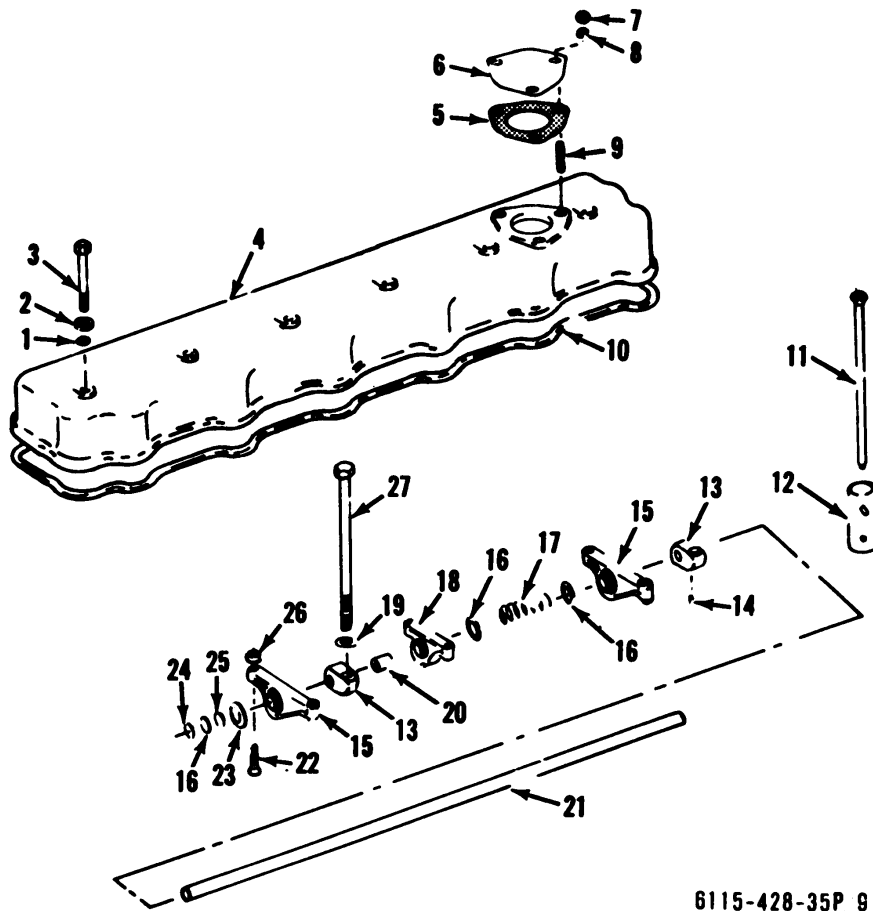


6115-428-35P/8

Figure No. 49. Timing Gear Housing

LEGEND TO PARTS, FIGURE 49

ITEM NO	FUNCT GROUP	APPL PARTS	ITEM NAME	ITEM NO	FUNCT GROUP	APPL PARTS	ITEM NAME
1	0105	2	BOLT	11	0105	2	LOCK
2	0105	2	HOUSING	12	0105	2	LOCK
3	0105	2	GASKET	13	0105	2	BOLT
4	0105	2	SCREW	14	0105	2	WASHER
5	0105	2	LOCK	15	0105	2	BOLT
6	0'05	2	PLATE	16	0105	2	BOLT
7	0105	2	WASHER	17	0105	2	SCREW
8	0105	2	NUT	18	0105	2	SCREW
9	0105	2	BOLT	19	0105	2	LOCK
10	0105	2	GASKET				

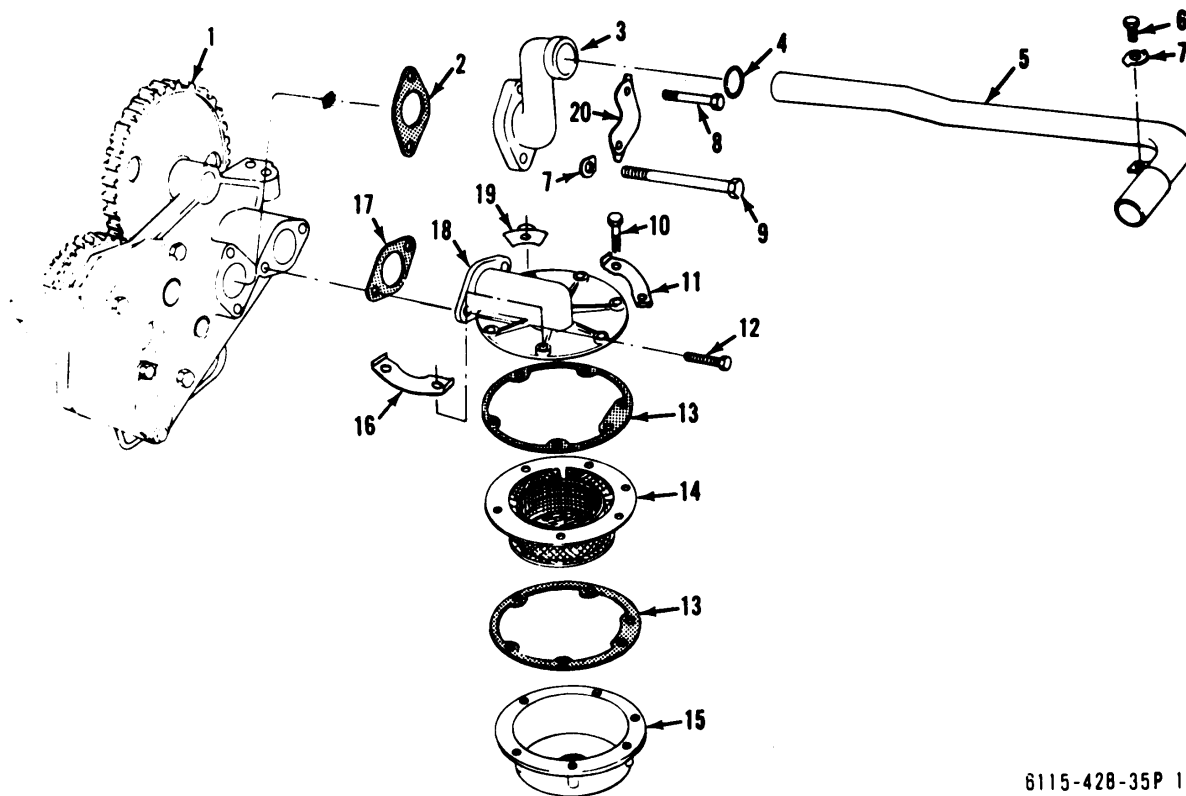


6115-428-35P 9

Figure No. 50. Rocker Arm, Shaft And Cover

LEGEND TO PARTS, FIGURE 50

ITEM NO	FUNCT GROUP	APPL PARTS	ITEM NAME	ITEM NO	FUNCT GROUP	APPL PARTS	ITEM NAME	ITEM NO	FUNCT GROUP	APPL PARTS	ITEM NAME
1	0105	2	PACKING	10	0105	2	SEAL	49	0105	2	WASHER
2	0105	2	WASHER	11	0105	2	PUSH RD	20	0105	2	BUSHING
3	0105	2	BOLT	12	0105	2	TAPPET	21	0105	2	SHAFT
X	0105	2	COVER	13	0105	2	BRACKET	22	0105	2	SCREW
5	0105	2	GASKET	14	0105	2	PIN	23	0105	2	SPRING
6	0105	2	COVER	15	0105	2	ARM AY	24	0105	2	RING
7	0105	2	NUT	16	0105	2	WASHER	25	0105	2	WASHER
8	0105	2	WASHER	17	0105	2	SPRING	26	0105	2	NUT
9	0105	2	STUD	18	0105	2	ARM AY	27	0105	2	aOL1



6115-428-35P 10

Figure No. 51. Oil Pump And Screen

LEGEND TO PARTS, FIGURE 51

ITEM NO	FUNCT GROUP	APPL PARTS	ITEM NAME	ITEM NO	FUNCT GROUP	APPL PARTS	ITEM NAME	ITEM NO	FUNCT GROUP	APPL PARTS	ITEM NAME
1	0106	2	PUMP AY	8	0106	2	BOLT	15	0106	2	COVER
2	0106	2	GASKET	9	0106	2	BOLT	16	0106	2	LK PLTE
3	0106	2	ELBOW	10	0106	2	SCREW	17	0106	2	GASKET
4	0106	2	PACKING	11	0106	2	LOCK	18	0106	2	VALVE
5	0106	2	TUBE	12	0106	2	SCREW	19	0106	2	RETAINER
6	0106	2	BOLT	13	0106	2	GASKET	20	0106	2	LOCK
7	0106	2	LOCK	14	0106	2	SCREEN				

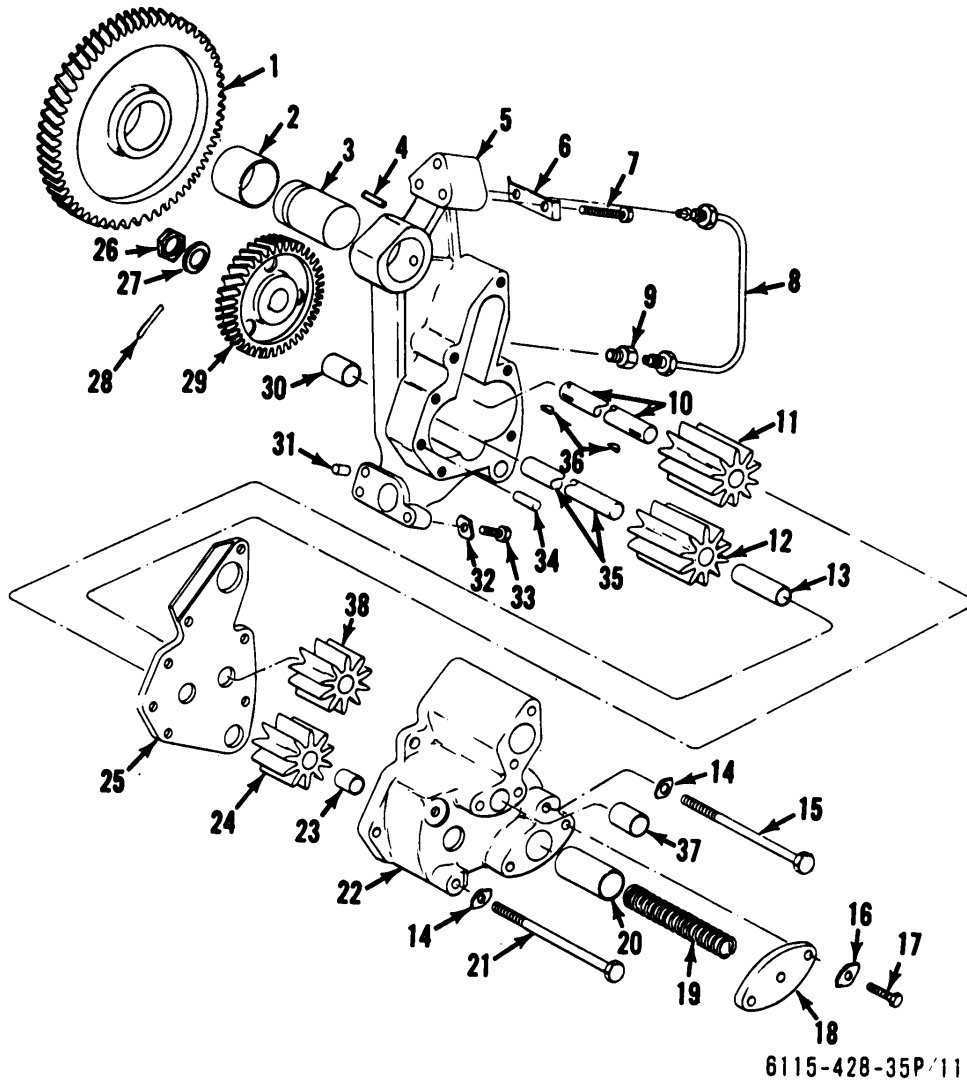
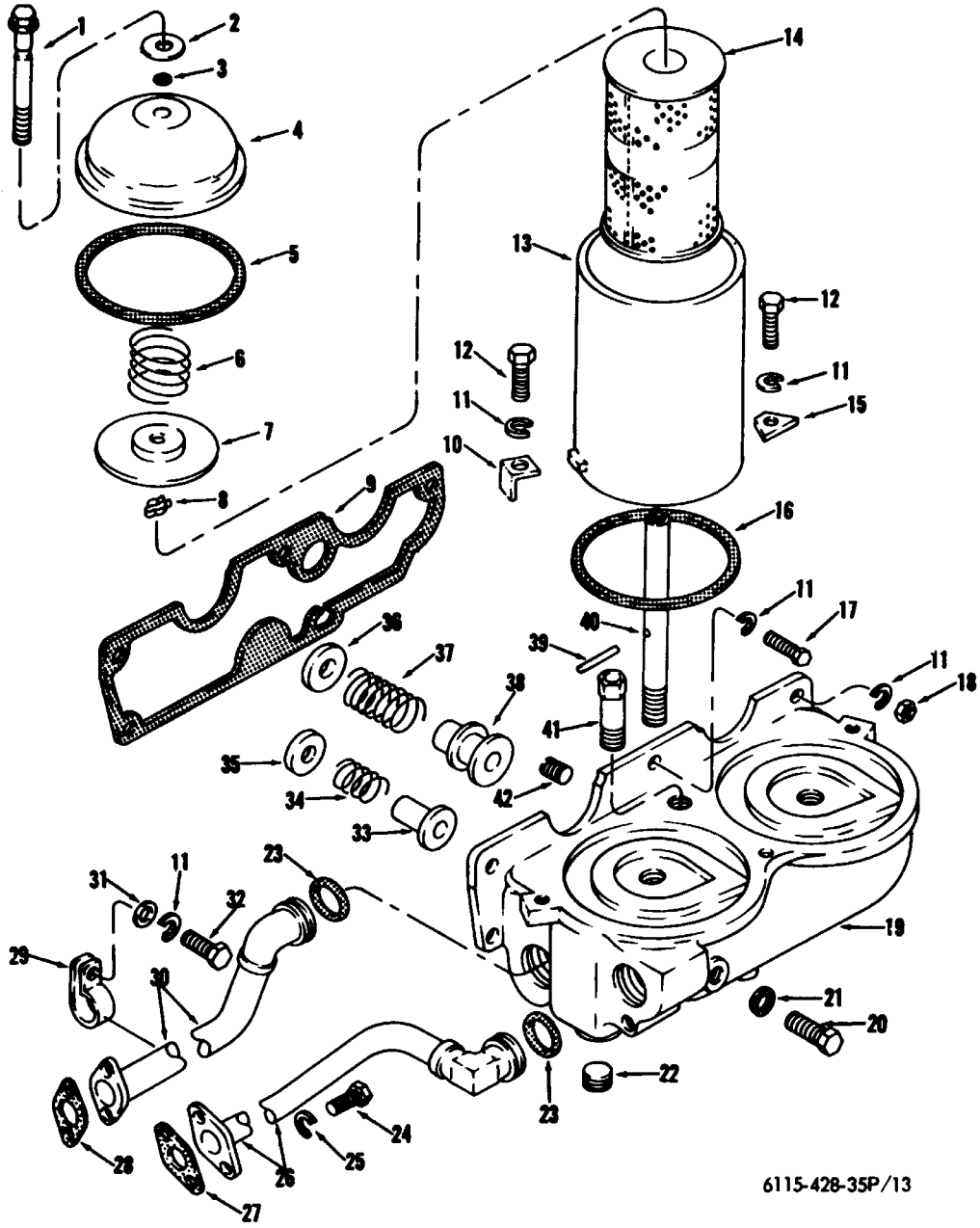


Figure No. 52. Oil Pump

LEGEND TO PARTS, FIGURE 52

ITEM NO	FUNCT GROUP	APPL PARTS	ITEM NAME	ITEM NO	FUNCT GROUP	APPL PARTS	ITEM NAME	ITEM NO	FUNCT GROUP	APPL PARTS	ITEM NAME
1	0106	2	GEAR AY	14	0106	2	LOCK	27	0106	2	WASHER
2	0106	2	BEARING	15	0106	2	BOLT	28	0106	2	PIN
3	0106	2	SHAFT	16	0106	2	LOCK	29	0106	2	GEAR
4	0106	2	DOWEL	17	0106	2	SCREW	30	0106	2	BEARING
5	0106	2	BODY AY	18	0106	2	COVER	31	0106	2	PIN
6	0106	2	LOCK	19	0106	2	SPRING	32	0106	2	RETAINER
7	0106	2	BOLT	20	0106	2	PLUNGER	33	0106	2	BOLT
8	0106	2	TUBE	21	0106	2	BOLT	34	0106	2	PIN
9	0106	2	ADAPTER	22	0106	2	BODY AY	35	0106	2	SHAFT
10	0106	2	SH-GEAR	23	0106	2	BEARING	36	0106	2	KEY
11	0106	2	GEAR AY	24	0106	2	GEAR	37	0106	2	BEARING
12	0106	2	GEAR	25	0106	2	SPACER	38	0106	2	GEAR AY
13	0106	2	BEARING	26	0106	2	NUT				



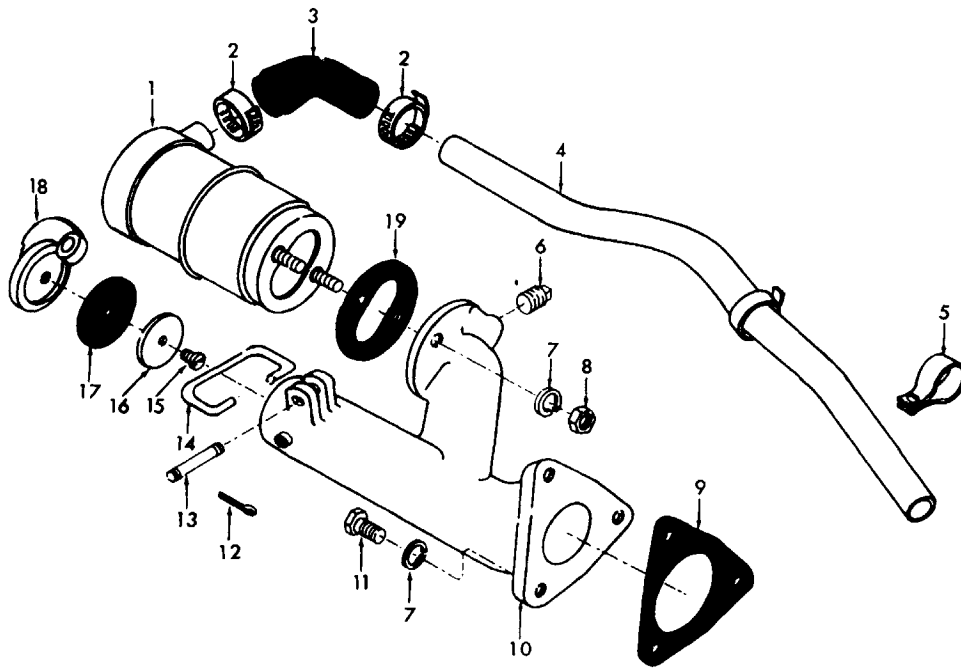


6115-428-35P/13

Figure No. 53. Oil Filter

**LEGEND TO PARTS, FIGURE 53**

<b>ITEM NO</b>	<b>FUNCT GROUP</b>	<b>APPL PARTS</b>	<b>ITEM NAME</b>	<b>ITEM NO</b>	<b>FUNCT GROUP</b>	<b>APPL PARTS</b>	<b>ITEM NAME</b>
1	0106	2	SCREW	22	0106	2	PLUG
2	0106	2	WASHER	23	0106	2	PACKING
3	0106	2	PACKING	24	0106	2	BOLT
4	0106	2	COVER	25	0106	2	WASHER
5	0106	2	GASKET	26	0106	2	TUBE
6	0106	2	SPRING	27	0106	2	GASKET
7	0106	2	PLATE	28	0106	2	GASKET
8	0106	2	CLIP	29	0106	2	CLIP
9	0106	2	GASKET	30	0106	2	TUBE
10	0106	2	CLAMP	31	0106	2	WASHER
11	0106	2	WASHER	32	0106	2	SCREW
12	0106	2	BOLT	33	0106	2	PLUNGER
13	0106	2	CASE	34	0106	2	SPRING
14	0106	2	ELEMENT	35	0106	2	PLUG
15	0106	2	CLAMP	36	0106	2	RETAINER
16	0106	2	GASKET	37	0106	2	SPRING
17	0106	2	SCREW	38	0106	2	PLUNGER
18	0106	2	NUT	39	0106	2	PIN
19	0106	2	BASE AY	40	0106	2	STUD AY
20	0106	2	PLUG	41	0106	2	FITTING
21	0106	2	WASHER 4	2	0106	2	DOWEL

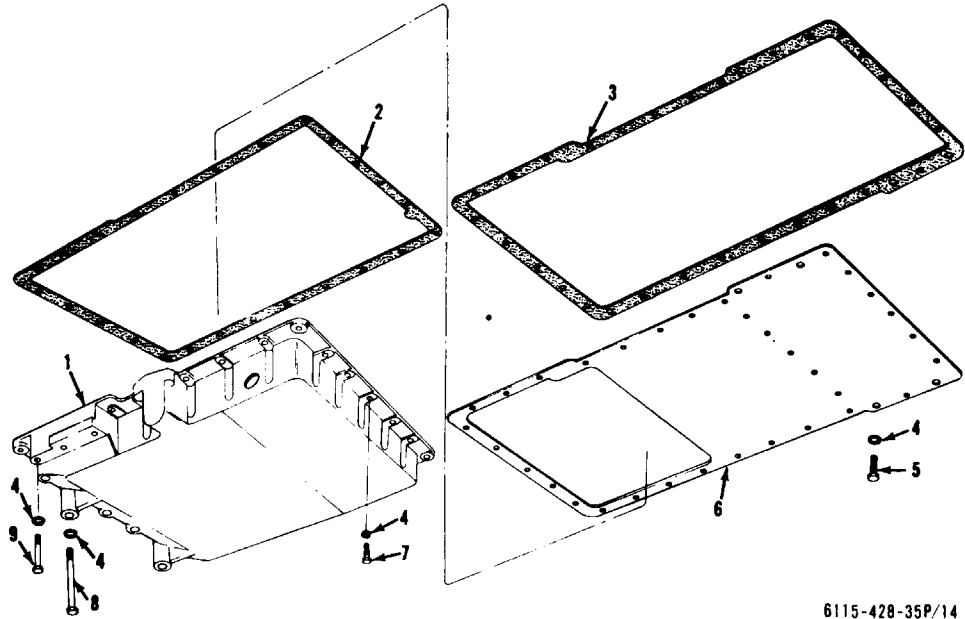


6115-428-35P 12

Figure No. 54. Oil Filler, Breather And Fume Disposal

**LEGEND TO PARTS, FIGURE 54**

ITEM NO	FUNCT GROUP	APPL PART	ITEM NAME	ITEM NO	FUNCT GROUP	APPL PARTS	ITEM NAME	ITEM NO	FUNCT GROUP	APPL PARTS	ITEM NAME
1	0106	2	BREATHER	8	0106	2	NUT	14	0106	2	CLAMP
2	0106	2	CLAMP	9	0106	2	GASKET	15	0106	2	SCREW
3	0106	2	HOSE	10	0106	2	BASE	16	0106	2	WASHER
4	0106	2	TUBE	11	0106	2	BOLT	17	0106	2	WASHER
5	0106	2	CLIP	12	0106	2	PIN	18	0106	2	COVER
6	0106	2	PLUG	13	0106	2	PIN	19	0106	2	GASKET
7	0106	2	WASHER								

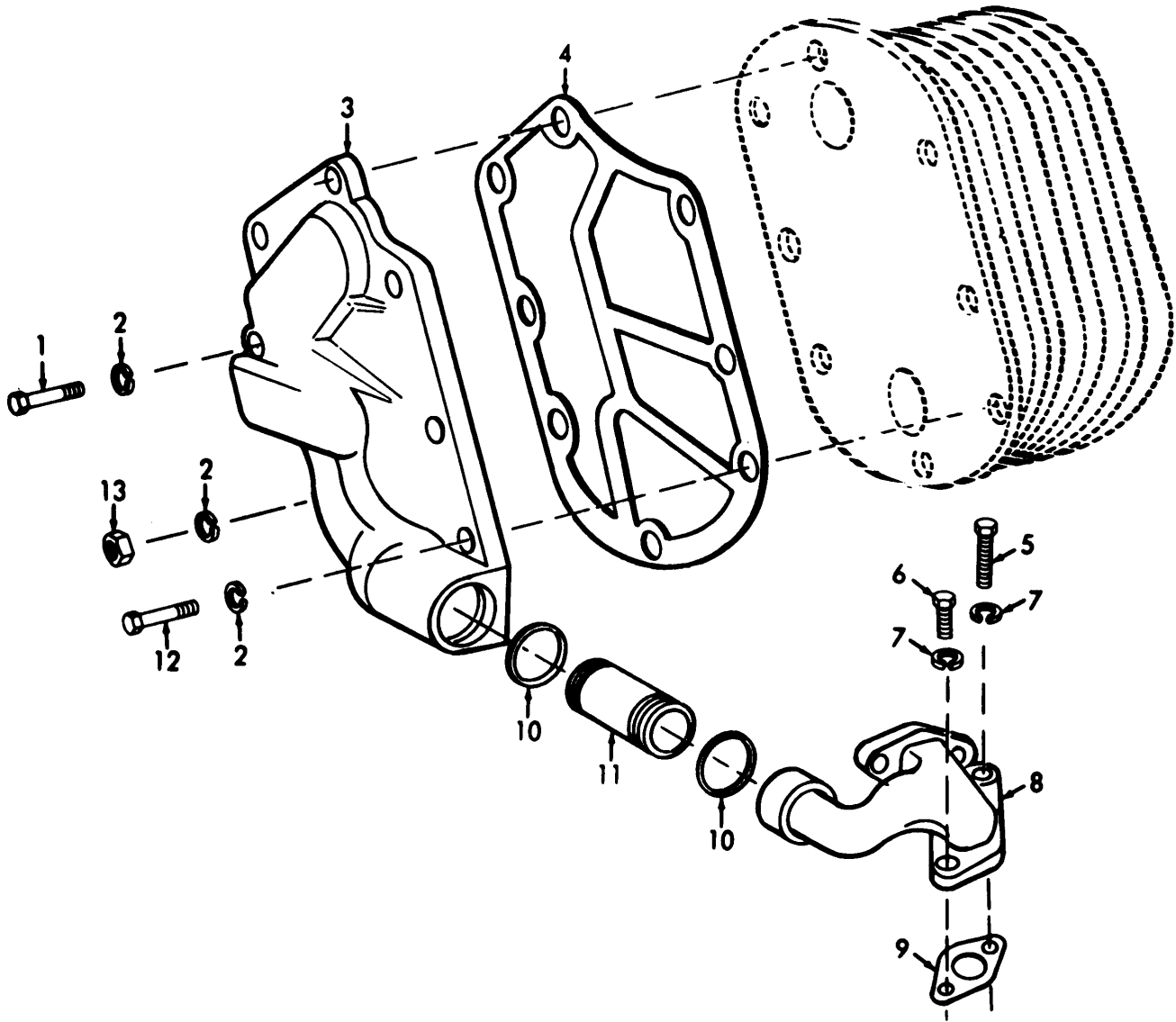


6115-428-35P/14

Figure No. 55. Oil Pan

**LEGEND TO PARTS, FIGURE 55**

ITEM NO.	FUNCT GROUP	APPL PARTS	ITEM NAME
1	0106	2	PAN
2	0106	2	GASKET
3	0106	2	GASKET
4	0106	2	WASHER
5	0106	2	SCREW
6	0106	2	PLATE
7	0106	2	BOLT
8	0106	2	SCREW
9	0106	2	BOLT



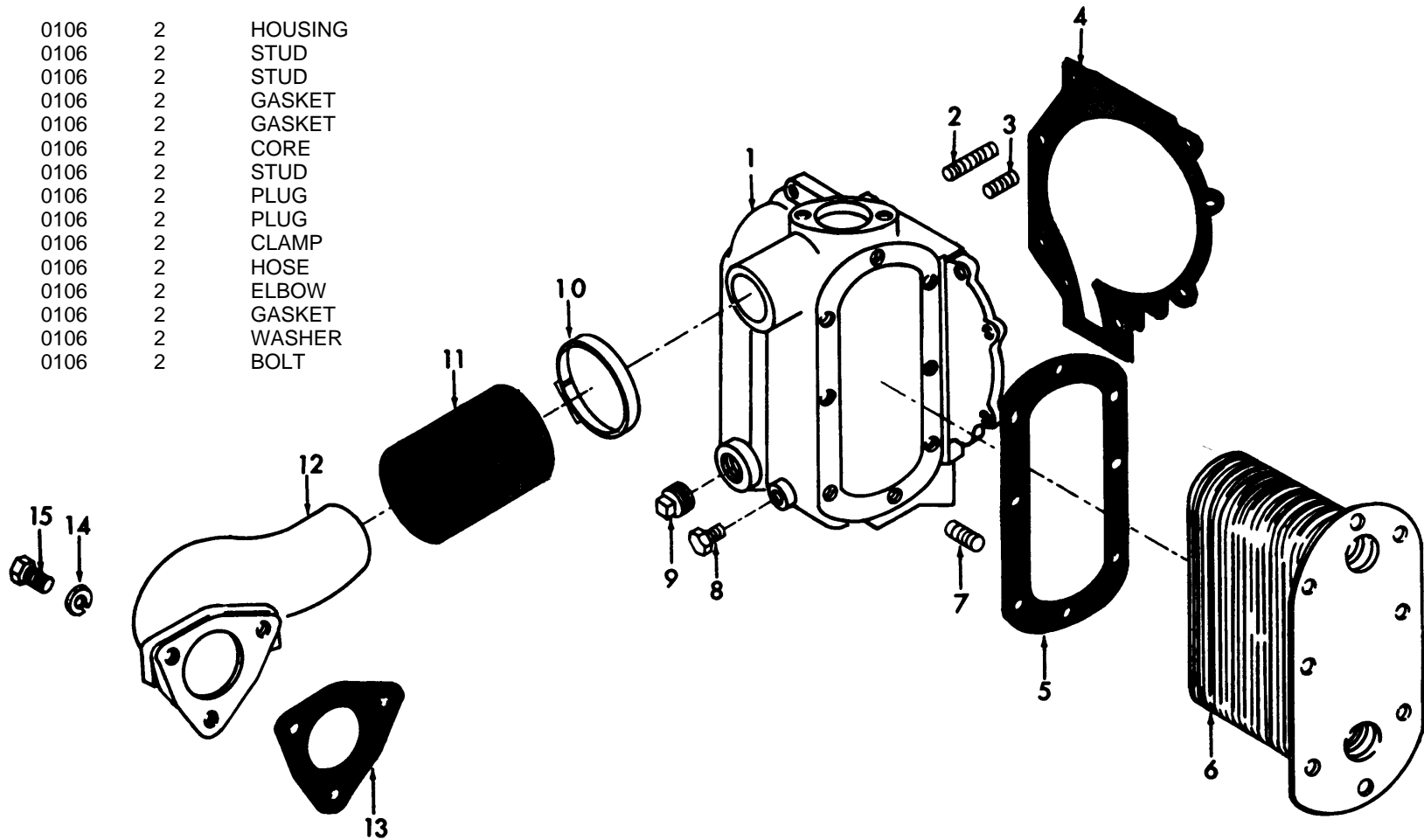
6115-428-35P/15

Figure No. 56. Oil Cooler Cover And El bow

LEGEND TO PARTS, FIGURE 56

ITEM NO	FUNCT GROUP	APPL PARTS	ITEM NAME	ITEM NO	FUNCT GROUP	APPL PARTS	ITEM NAME	ITEM NO	FUNCT GROUP	APPL PARTS	ITEM NAME
1	0106	2	BOLT	6	0106	2	BOLT	10	0106	2	SEAL
2	0106	2	WASHER	7	0106	2	WASHER	11	0106	2	SLEEVE
3	0106	2	COVER	8	0106	2	ELBOW	12	0106	2	BOLT
4	0106	2	GASKET	9	0106	2	GASKET	13	0106	2	NUT
5	0106	2	BOLT								

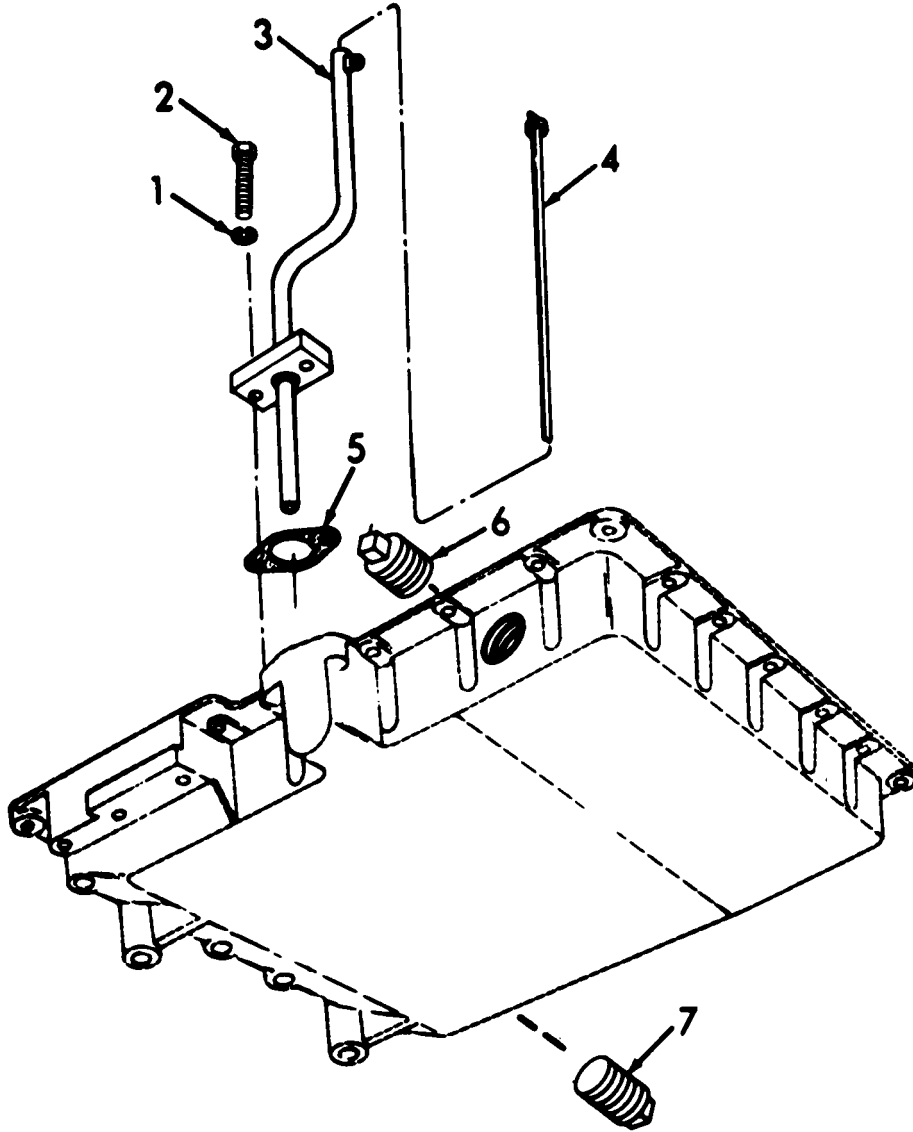
ITEM NO.	FUNCT GROUP	APPL PARTS	ITEM NAME
1	0106	2	HOUSING
2	0106	2	STUD
3	0106	2	STUD
4	0106	2	GASKET
5	0106	2	GASKET
6	0106	2	CORE
7	0106	2	STUD
8	0106	2	PLUG
9	0106	2	PLUG
10	0106	2	CLAMP
11	0106	2	HOSE
12	0106	2	ELBOW
13	0106	2	GASKET
14	0106	2	WASHER
15	0106	2	BOLT



6115-428-35P/16

**LEGEND TO PARTS, FIGURE 57'**

Figure No. 57. Oil Cooler Core And Housing  
495

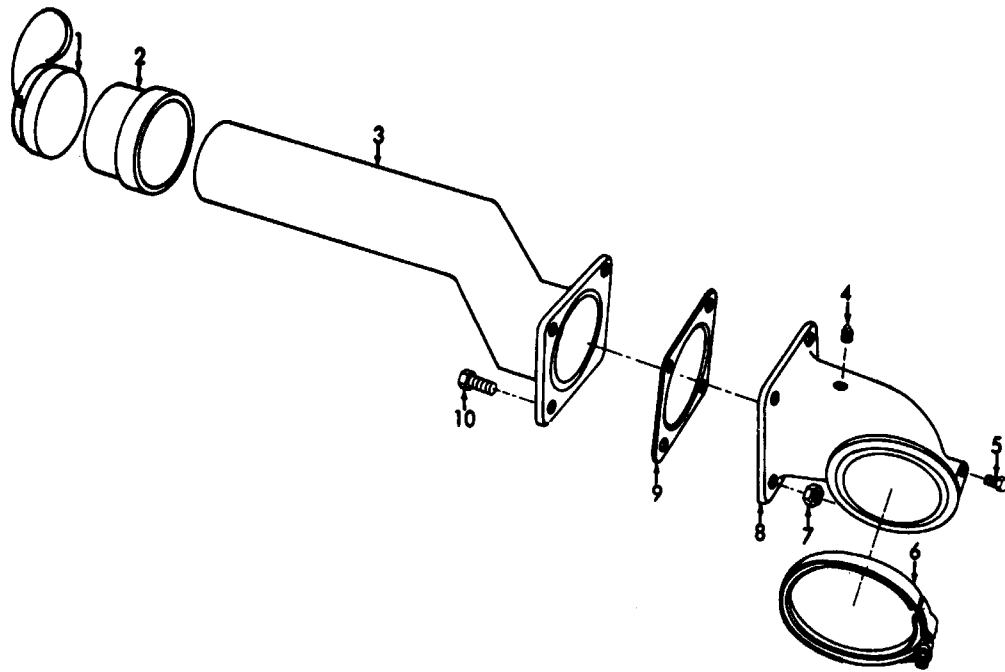


6115-428-20P/17

Figure No. 58. Oil Level Gage, Guide And Oil Pan Drain

LEGEND TO PARTS, FIGURE 58

ITEM NO	FUNCT GROUP	APPL PARTS	ITEM NAME
1	0106	2	WASHER
2	0106	2	SCREW
3	0106	2	GUIDE
4	0106	2	GAGE
5	0106	2	GASKET
6	0106	2	PLUG
7	0106	2	PLUG



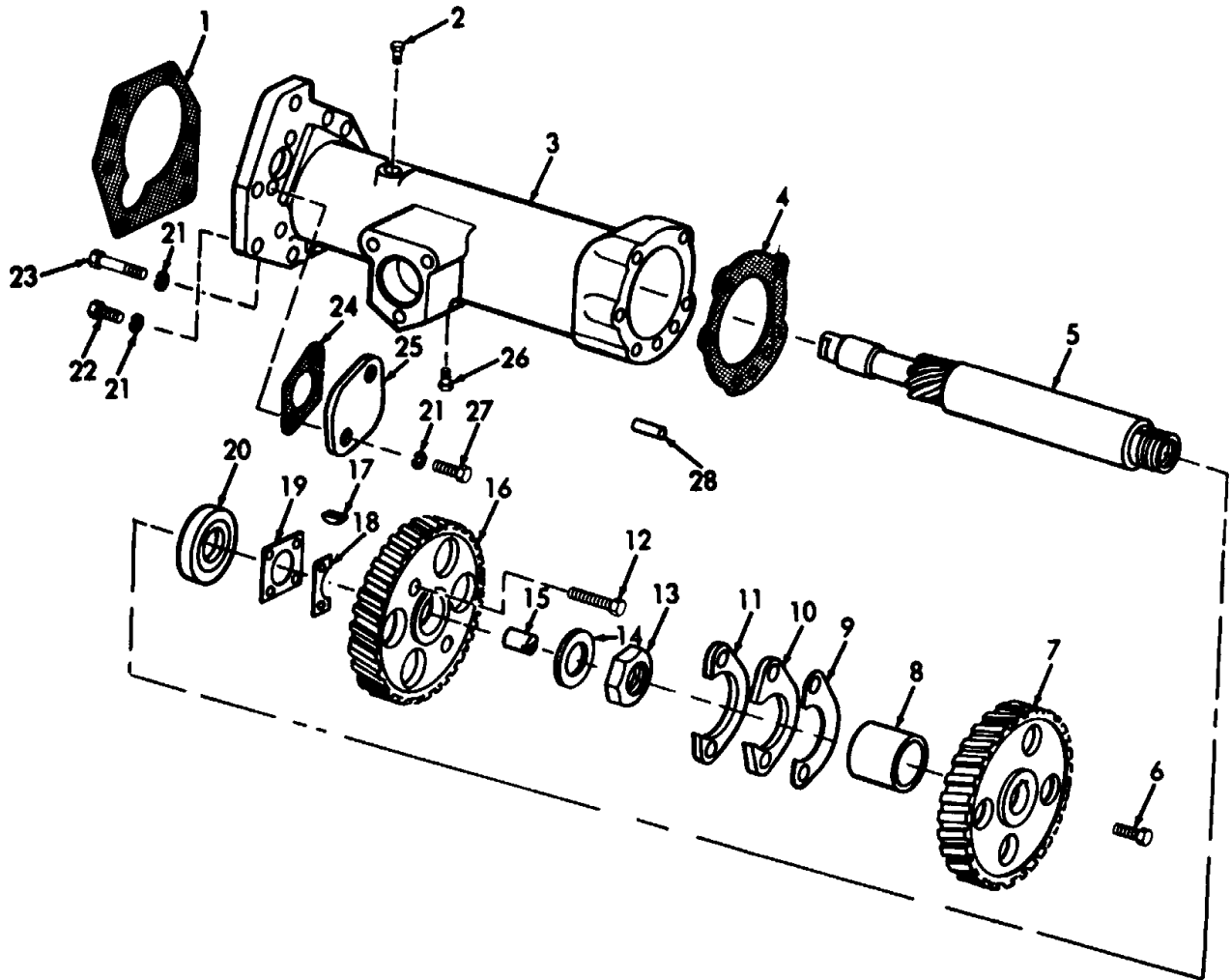
3810-206-35P/59

Figure No. 59. Exhaust Elbow And Pipe

LEGEND TO PARTS, FIGURE 59

ITEM NO	FUNCT GROUP	APPL PARTS	ITEM NAME	ITEM NO	FUNCT GROUP	APPL PARTS	ITEM NAME
1	0401	2	CAP	6	0108	2	CLAMP
2	0001	2	HOOD	7	0401	2	NUT
8	0401	2	PIPE	8	0108	2	ELBOW
4	0108	2	PLUG	9	0108	2	GASKET
5	0108	2	PLUG	10	0401	2	SCREW



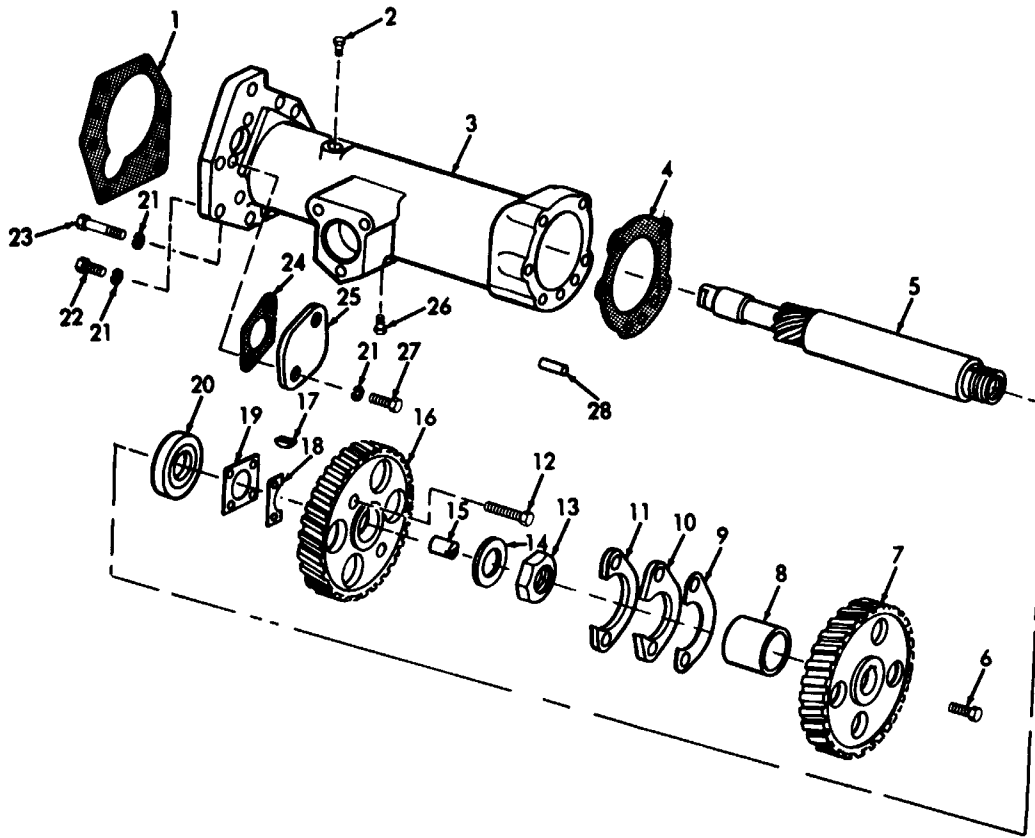


6115-428-35P/19

Figure No. 60. Exhaust Manifold

LEGEND TO PARTS, FIGURE 60

ITEM NO	FUNCT GROUP	APPL PARTS	ITEM NAME	ITEM NO	FUNCT GROUP	APPL PARTS	ITEM NAME
1	0108	2	PLUG	9	0108	2	WASHER
2	0101	2	STUD	10	0108	2	BOLT
3	0108	2	GASKET	11	0108	2	SPACER
4	0101	2	STUD	12	0108	2	WASHER
5	0108	2	SHIELD	13	01105	2	BOLT
6	0108	2	SHIELD	14	0108	2	MANFLD
7	0108	2	NUT	15	0108	2	GASKET
7	0305	2	NUT	16	0305	2	WASHER
8	0108	2	SHIELD	17	0108	2	STUD

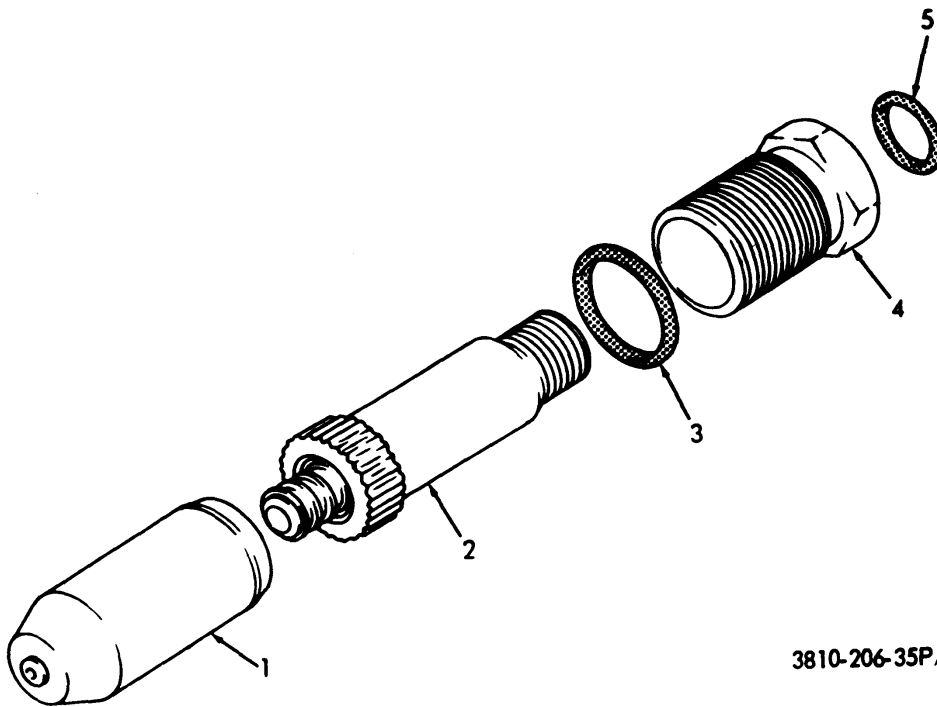


6115-428-35P/19

Figure No. 61. Accessory Drive

LEGEND TO PARTS, FIGURE 61

ITEM NO	FUNCT GROUP	APPL PARTS	ITEM NAME	ITEM NO	FUNCT GROUP	APPL PARTS	ITEM NAME	ITEM NO	FUNCT GROUP	APPL PARTS	ITEM NAME
1	0109	2	GASKET	11	0109	2	SPACER	20	0109	2	BEARING
2	0109	2	PLUG	12	0109	2	SCREW	21	0109	2	WASHER
3	0109	2	HOUSING	13	0109	2	NUT	22	0109	2	BOLT
4	0109	2	GASKET	14	0109	2	RETAINER	23	0109	2	BOLT
5	0109	2	SHAFT	15	0109	2	DOWEL	24	0109	2	GASKET
6	0109	2	BOLT	16	0109	2	GEAR	25	0109	2	COVER
7	0109	2	GEAR AY	17	0109	2	KEY	26	0109	2	PLUG
8	0109	2	BEARING	18	0109	2	LOCK	27	0109	2	BOLT
9	0109	2	LOCK	19	0109	2	SPR PLT	28	0109	2	PIN
10	0109	2	WASHER								

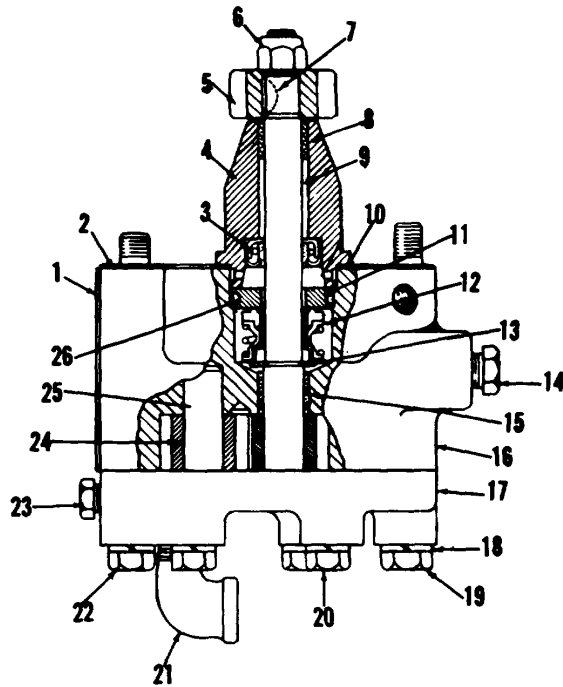


3810-206-35P/62

Figure No. 62. Fuel Injector

**LEGEND TO PARTS, FIGURE 62**

ITEM NO	FUNCT GROUP	APPL PARTS	ITEM NAME
1	0301	2	VALVE
2	0301	2	BODY
3	0301	2	PACKING
4	0301	2	PKG UNT
5	0301	2	SEAL



3810-206-35P/63

Figure No. 63. Fuel Transfer Pump

LEGEND TO PARTS, FIGURE 63

ITEM NO	FUNCT GROUP	APPL PARTS	ITEM NAME	ITEM NO	FUNCT GROUP	APPL PARTS	ITEM NAME	ITEM NO	FUNCT GROUP	APPL PARTS	ITEM NAME
1	0302	2	GASKET	10	0302	2	GASKET	19	0302	2	SCREW
2	0302	2	GASKET	11	0302	2	RETAINR	20	0302	2	BOLT
3	0302	2	SEAL	12	0302	2	SEAL	21	0302	2	ELBOW
4	0302	2	GAGE AY	13	0302	2	WASHER	22	0302	2	BOLT
5	0302	2	GEAR	14	0302	2	PLUG	23	0302	2	PLUG
6	0302	2	NUT	15	0302	2	BEARING	24	0302	2	GEAR
7	0302	2	KEY	16	0302	2	BODY AY	25	0302	2	SHAFT
8	0302	2	BEARING	17	0302	2	COVER	26	0302	2	PACKING
9	0302	2	SH-GEAR	18	0302	2	WASHER				

LEGEND TO PARTS, FIGURE 64

ITEM NO.	FUNCT GROUP	APPL PARTS	ITEM NAME
1	0302	2	BONNET
2	0302	2	SPACER
3	0302	2	PIN
4	0302	2	PIN
5	0302	2	WASHER
6	0302	2	RING
7	0302	2	FELT
8	0302	2	SPRING
9	0302	2	CHECK VALVE
10	0302	2	PLATE
11	0302	2	WASHER
12	0302	2	WASHER
13	0302	2	BEARING
14	0302	2	PIN
15	0302	2	BEARING
16	0302	2	CAMSHAFT
17	0302	2	SPACER
18	0302	2	HOUSING
19	0302	2	GEAR
20	0302	2	SPRING
21	0302	2	DOWEL
22	0302	2	BOLT
23	0302	2	PLUG
24	0302	2	WASHER
25	0302	2	PLATE
26	0302	2	PIN
27	0302	2	BEARING
28	0302	2	RACK
29	0302	2	BEARING
30	0302	2	LIFTER
31	0302	2	SPRING
32	0302	2	SPRING

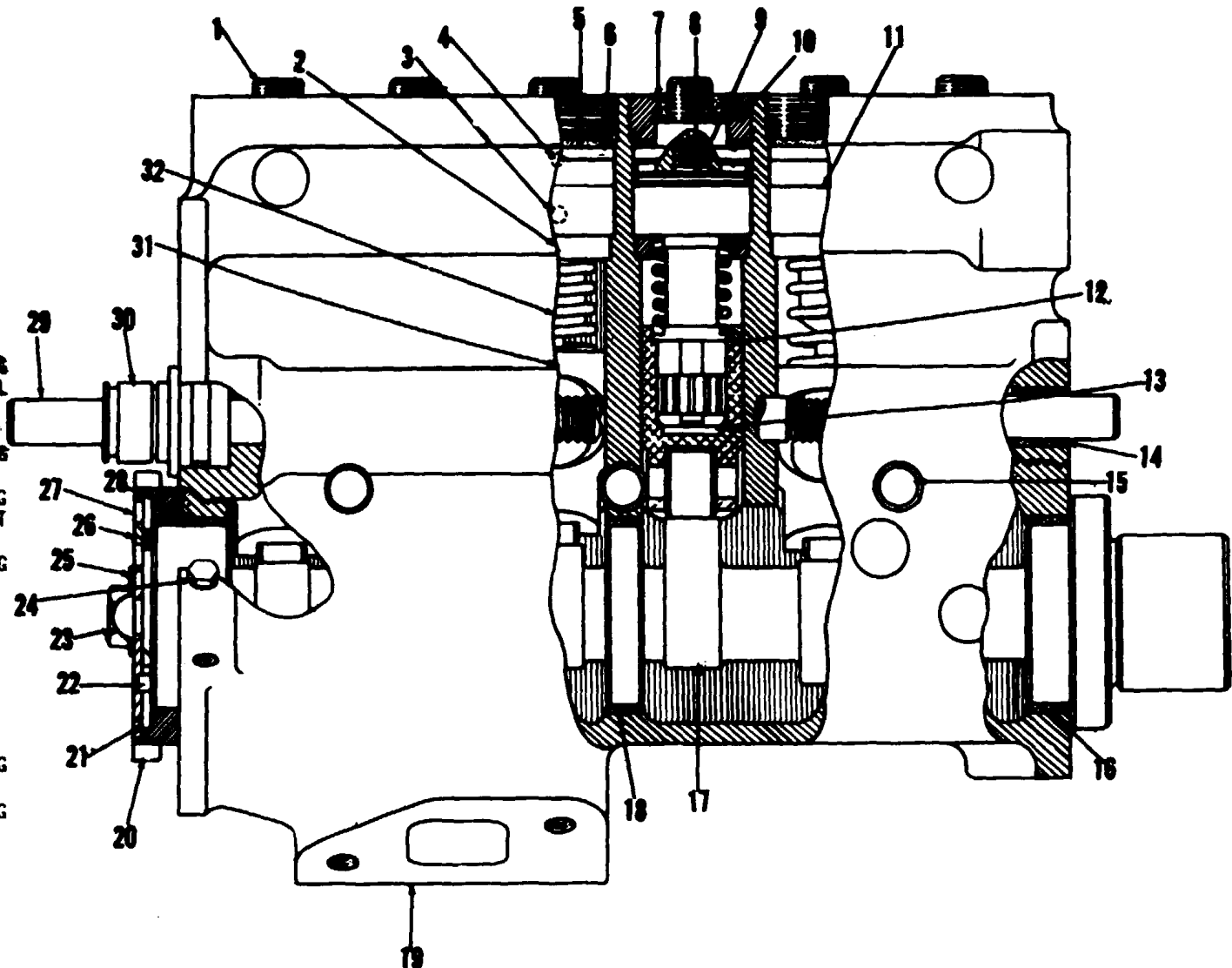


Figure No. 64. Fuel Injection Pump

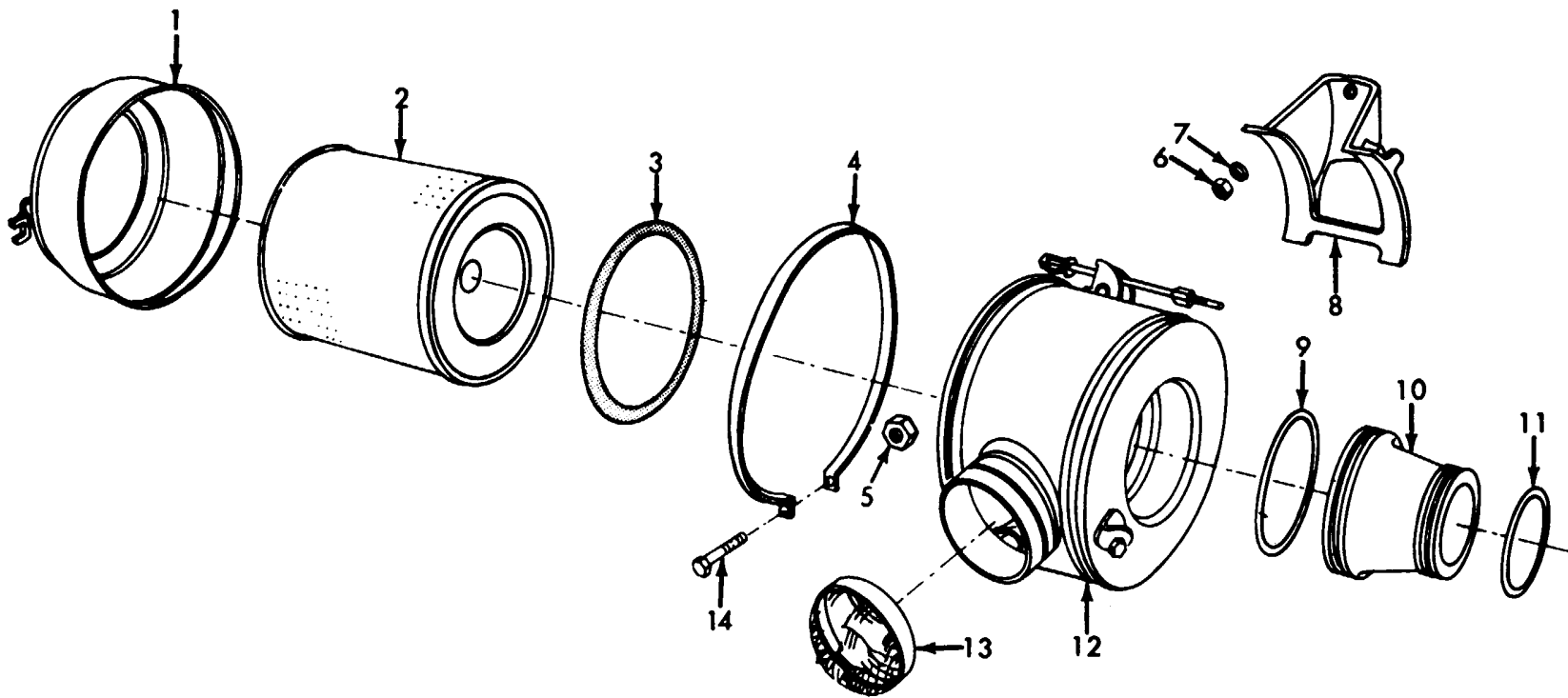
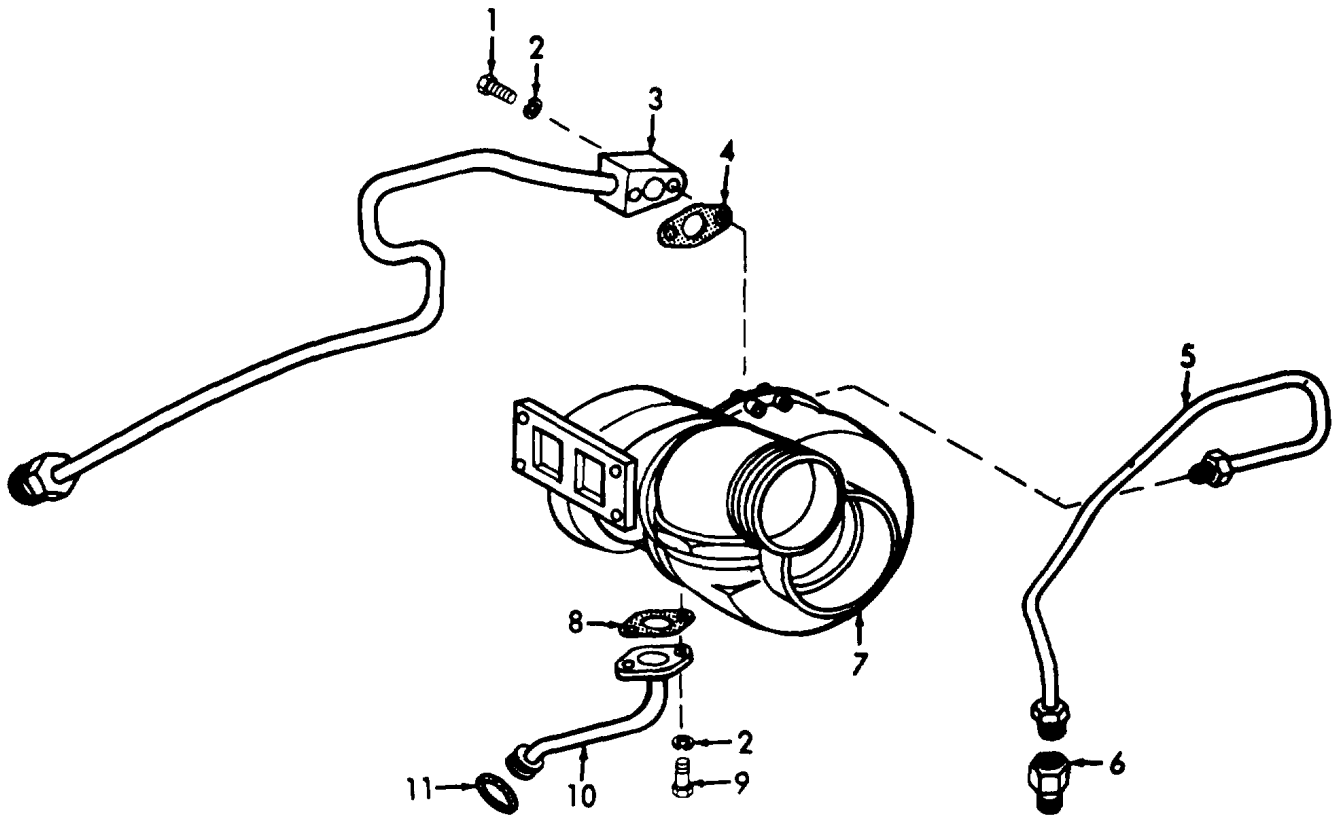


Figure No. 65. Air Cleaner

LEGEND TO PARTS, FIGURE 65

ITEM NO	FUNCT GROUP	APPL PARTS	ITEM NAME	ITEM NO	FUNCT GROUP	APPL PARTS	ITEM NAME	ITEM NO	FUNCT GROUP	APPL PARTS	ITEM NAME
1	0304	2	COVER	6	0304	2	NUT	11	0304	2	PACKING
2	0304	2	ELEMENT	7	0304	2	WASHER	12	0304	2	BODY AY 8115-428-35P/22
3	0304	2	GASKET	8	0304	2	SUPPORT	13	0304	2	SCREEN
4	0305	2	BAND	9	0304	2	PACKING	14	0304	2	BOLT
5	0304	2	NUT	10	0304	2	COUPLNG				

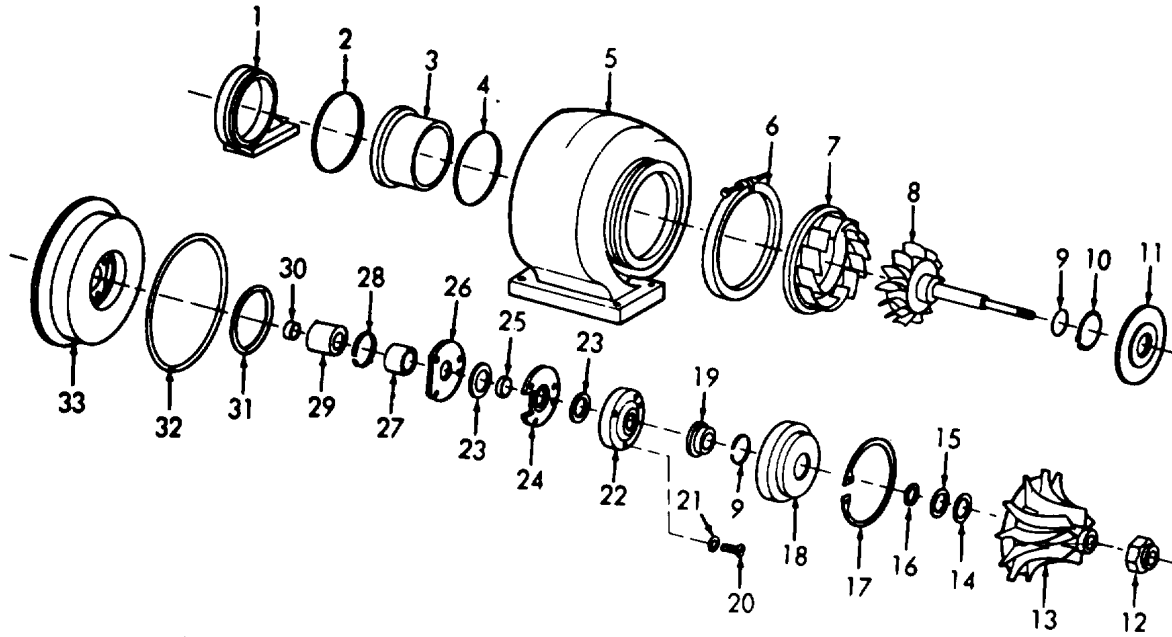


6115-428-35P/25

Figure No. 66. Turbocharger And Oil Tubes

LEGEND TO PARTS, FIGURE 66

ITEM NO	FUNCT GROUP	APPL PARTS	ITEM NAME	ITEM NO	FUNCT GROUP	APPL PARTS	ITEM NAME
1	0305	2	SCREW	7	0305	2	TURBCHR
2	0305	2	WASHER	8	0305	2	GASKET
3	0305	2	TUBE	9	0305	2	BOLT
4	0305	2	GASKET	10	0305	2	TUBE
5	0305	2	TUBE	11	0305	2	PACKING
6	0305	2	FITTING				



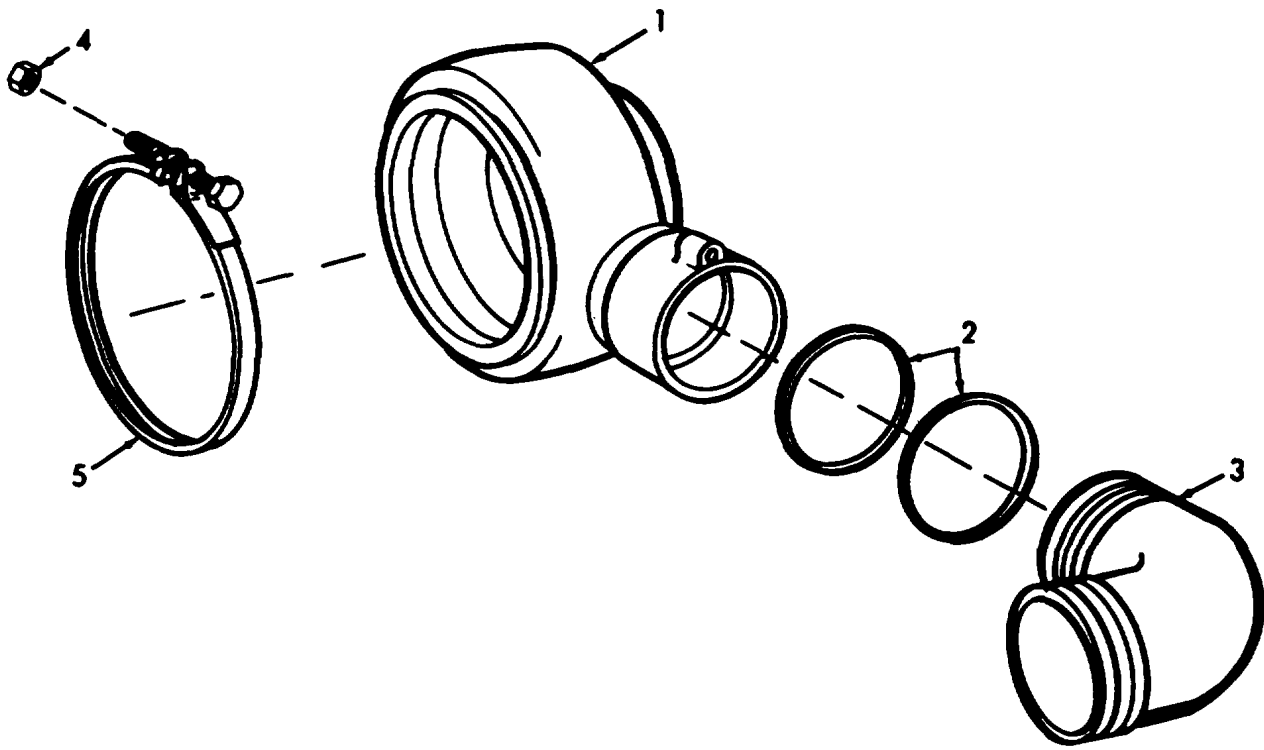
6115-428-35P/23

Figure No. 67. Turbocharger View

**LEGEND TO PARTS, FIGURE 67**

ITEM NO	FUNCT GROUP	APPL PARTS	ITEM NAME	ITEM NO	FUNCT GROUP	APPL PARTS	ITEM NAME	ITEM NO	FUNCT GROUP	APPL PARTS	ITEM NAME
1	0305	2	SUPPORT	12	0305	2	NUT	23	0305	2	SEAL RG
2	0305	2	RING	13	0305	2	WHEEL	24	0305	2	WASHER
3	0305	2	COUPLNG	14	0305	2	SHIM	25	0305	2	WASHER
4	0305	2	SEAL RG	15	0305	2	SHIM	26	0305	2	SPACER
5	0305	2	HOUSING	16	0305	2	SHIM	27	0305	2	BEARING
6	0305	2	CLAMP	17	0305	2	RING	28	0305	2	RING
7	0305	2	NOZZLE	18	0305	2	INSERT	29	0305	2	BEARING
8	0305	2	WH-SHFT	19	0305	2	SLEEVE	30	0305	2	SPACER
9	0305	2	WASHER	20	0305	2	BOLT	31	0305	2	PACKING
10	0305	2	RING	21	0305	?	PLATE	32	0305	2	PACKING
11	0305	2	PLATE	22	0305	2	DEFLTR	33	0305	2	HOUSING



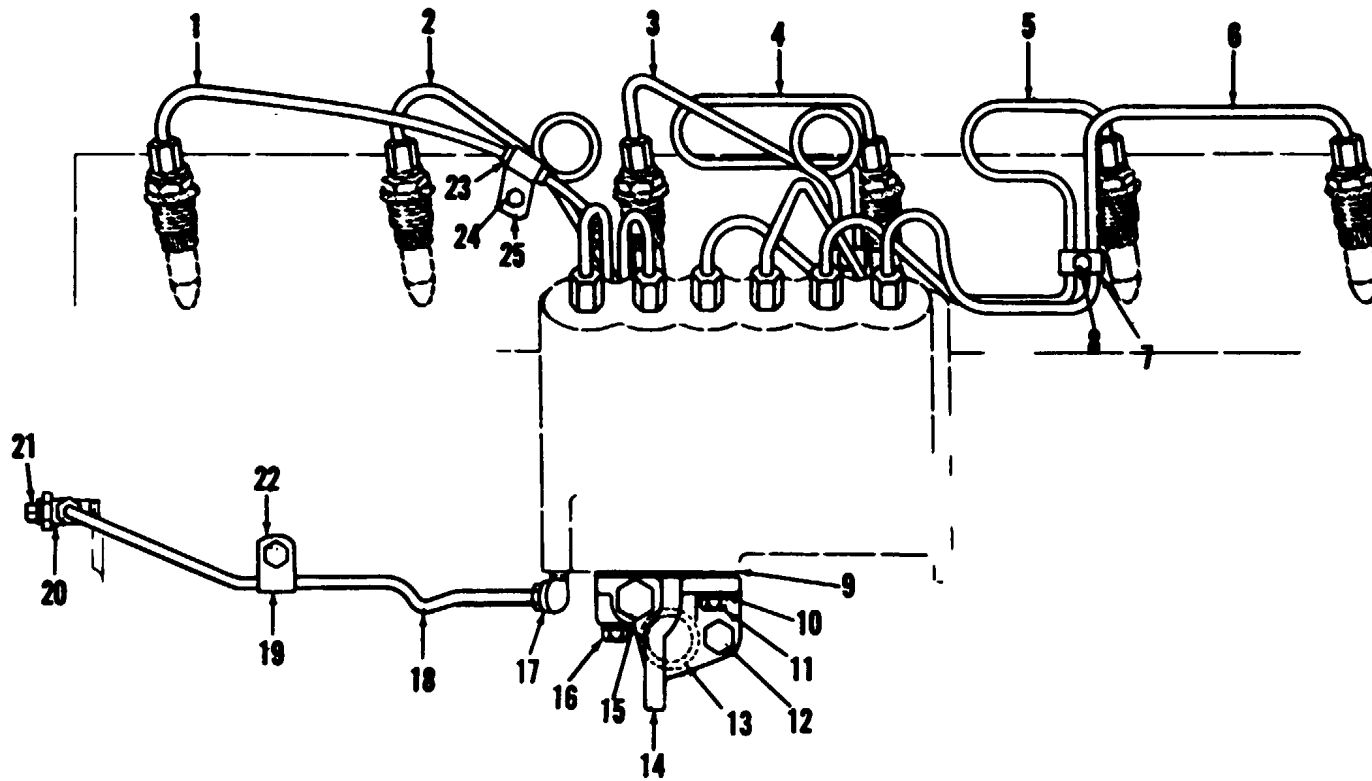


6115-428-35P/24

Figure No. 68. Compressor Cover And Pipes

LEGEND TO PARTS, FIGURE 68

ITEM NO	FUNCT GROUP	APPL PARTS	ITEM NAME
1	0305	2	COVER
2	0305	2	PACKING
3	0305	2	PIPE
4	0305	2	NUT
5	0305	2	CLAMP



3810-206-35P/69

Figure No. 69. Fuel Injector Lines

LEGEND TO PARTS, FIGURE 69

ITEM NO	FUNCT GROUP	APPL PARTS	ITEM NAME	ITEM NO	FUNCT GROUP	APPL PARTS	ITEM NAME	ITEM NO	FUNCT GROUP	APPL PARTS	ITEM NAME
1	0306	2	LINE	10	0302	2	WASHER	18	0306	2	TUBE
2	0306	2	LINE	11	0302	2	BOLT	19	0306	2	CLIP
3	0306	2	LINE	12	0302	2	SCREW	20	0306	2	FITTING
4	0306	2	LINE	13	0302	2	PACKING	21	0306	2	PLUG
5	0306	2	LINE	14	0302	2	BRACKET	22	0306	2	SCREW
6	0306	2	LINE	15	0302	2	BOLT	23	0306	2	GROMMET
7	0306	2	CLAMP	16	0302	2	SCREW	24	0306	2	CLAMP
8	0306	2	BOLT	17	0306	2	ELBOW	25	0306	2	BOLT
9	0302	2	PACKING								

LEGEND TO PARTS, FIGURE 70

ITEM NO	FUNCT GROUP	APPL PARTS	ITEM NAME
1	0308	2	BOLT
2	0308	2	WASHER
3	0308	2	COVER
4	0308	2	BOLT
5	0308	2	LKG PLT
6	0308	2	SPACER
7	0308	2	GASKET
8	0308	2	LEVER
9	0308	2	GASKET
10	0308	2	SCREW
11	0308	2	BOLT
12	0308	2	WASHER
13	0208	2	COVER
14	0308	2	SEAL
15	0308	2	PIN
16	0308	2	SPRING
17	0308	2	PIN
18	0308	2	BUSHING
19	0308	2	PLUG
20	0308	2	SHAFT
21	0308	2	LOCK
22	0308	2	BOLT
23	0308	2	SPRING
24	0308	2	WEIGHT
25	0308	2	DOWEL
26	0908	2	WEIGHT
27	0308	2	BEARING
28	0308	2	RING
29	0308	2	PIN
30	0308	2	RING
31	0308	2	WASH BR
32	0308	2	ADAPTER
33	0308	2	SPRING
34	0308	2	SEAT
35	0308	2	SEAT
36	0308	2	SCREW
37	0308	2	BUSHING
38	0208	2	SHAFT
39	0308	2	HOUSING
40	0308	2	BOLT
41	0308	2	PLUG
42	0308	2	GASKET
43	3080	2	WASHER
H4	0308	2	PLATE
45	0308	2	STOP
46	0308	2	PIN
47	0308	2	BOLT
48	0308	2	BOLT
49	0308	2	BEARING
50	0308	2	NUT
51	0308	2	SPRING

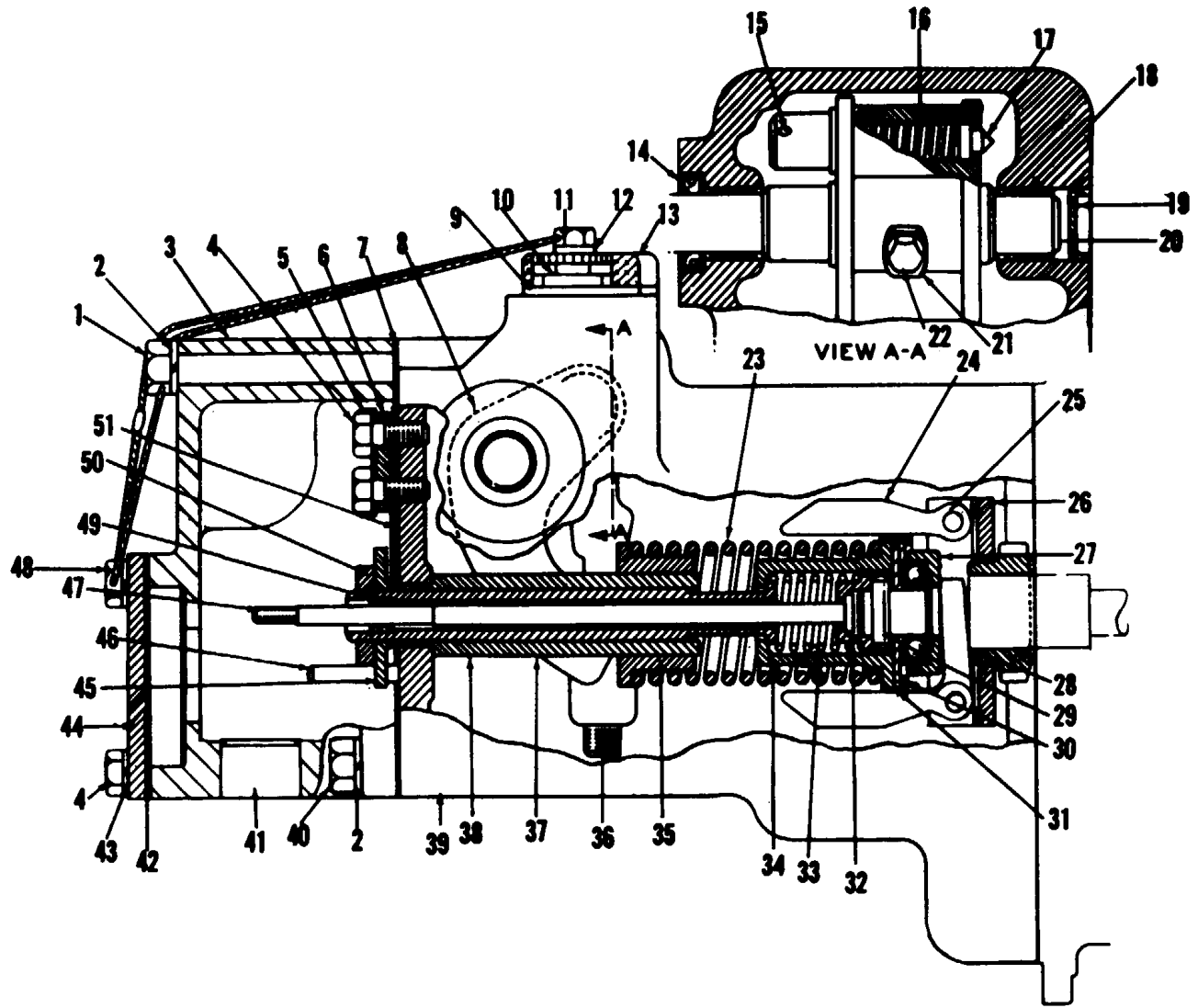
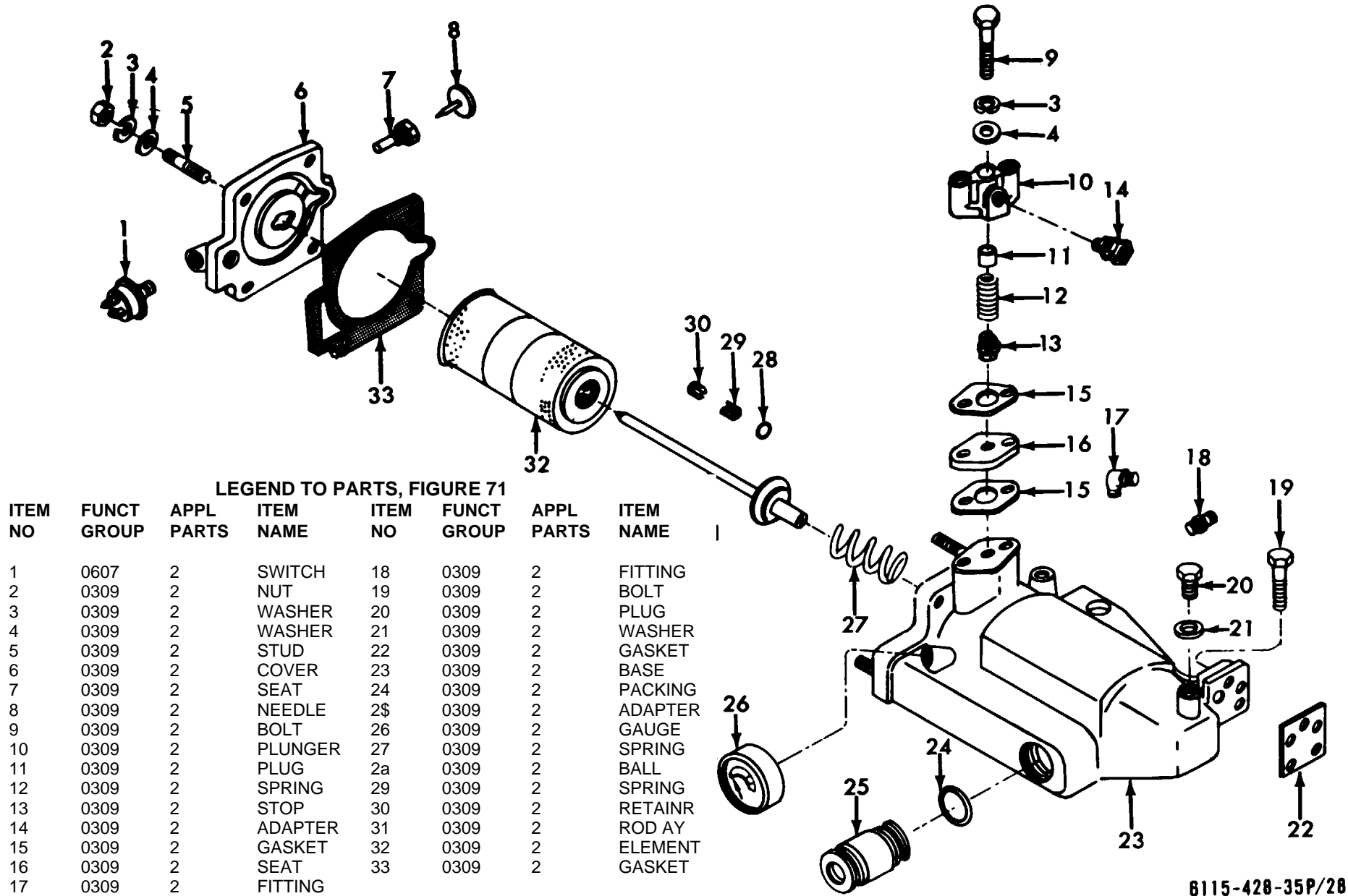
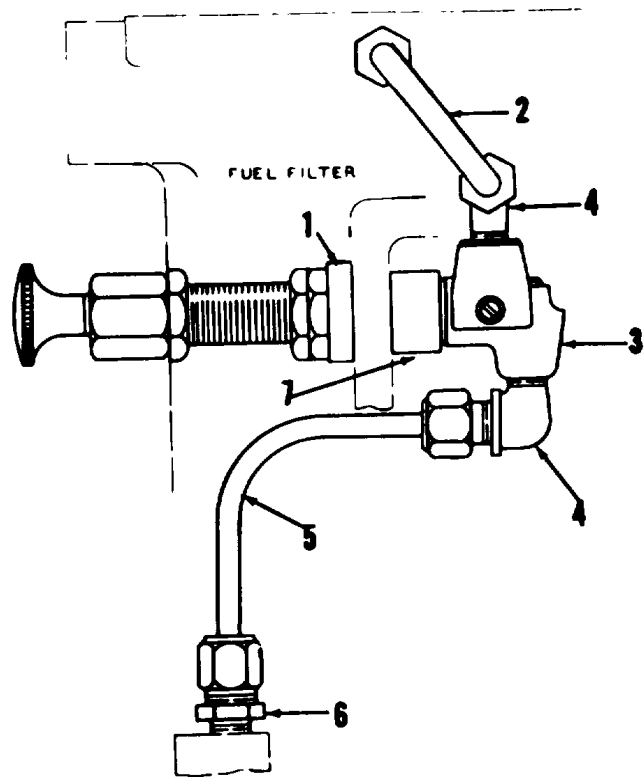


Figure No. 70. Governor



6115-428-35P/28

Figure No. 71. Fuel Filter

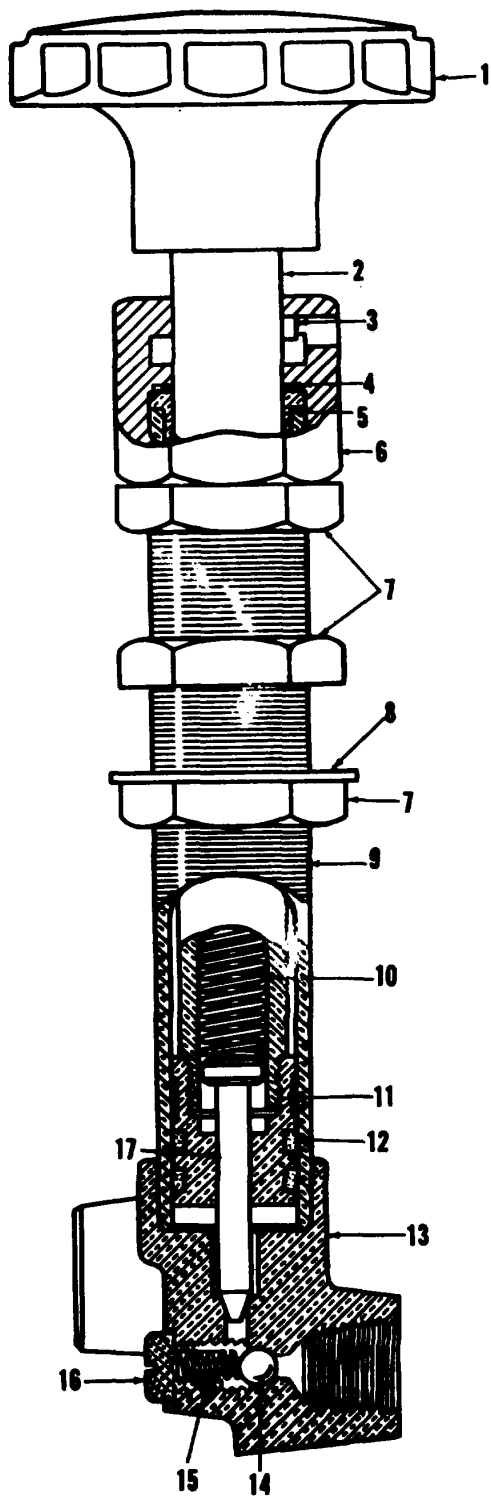


3810-206-35P/72

Figure No. 72. Primer And Lines

LEGEND TO PARTS, FIGURE 72

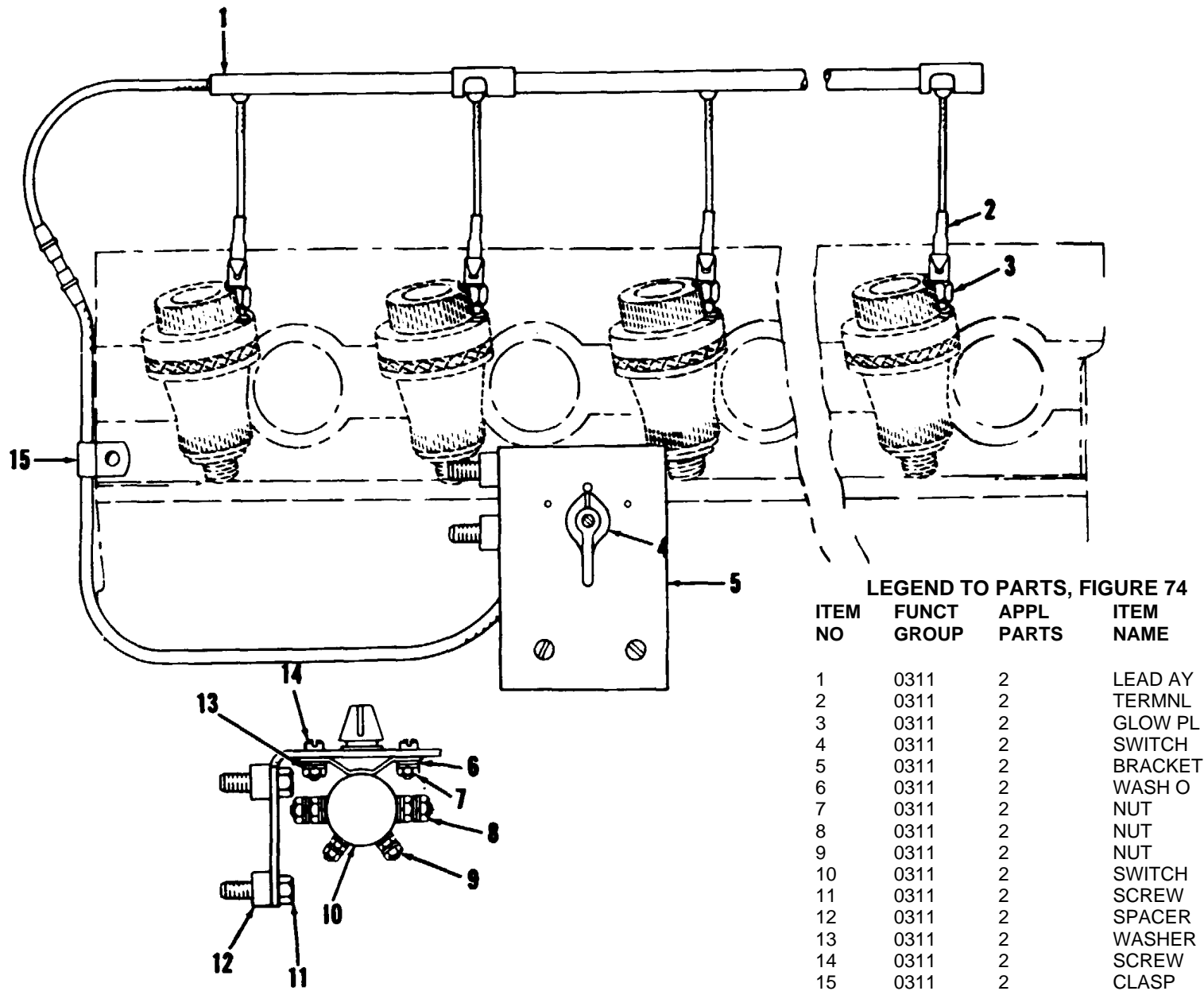
ITEM NO	FUNCT GROUP	APPL PARTS	ITEM NAME
1	0311	2	WASH R
2	0311	2	TUBE
3	0311	2	PUMP AY
4	0311	2	ELBOW
5	0311	2	TUBE
6	0311	2	FITTING
7	0311	2	SPACER



LEGEND TO PARTS, FIGURE 73

ITEM NO	FUNCT GROUP	APPL PARTS	ITEM NAME
1	0311	2	KNOB
2	0311	2	ROD
3	0311	2	PIN
4	0311	2	GASKET
5	0311	2	GUIDE
6	0311	2	NUT
7	0311	2	NUT
8	0311	2	WASHER
9	0311	2	BARREL
10	0311	2	SPRING
11	0311	2	NUT
12	0311	2	RING
13	0311	2	BODY
14	0311	2	BALL
15	0311	2	SPRING
16	0311	2	RETAI NR
17	0311	2	PIN

Figure No. 73. Primer View



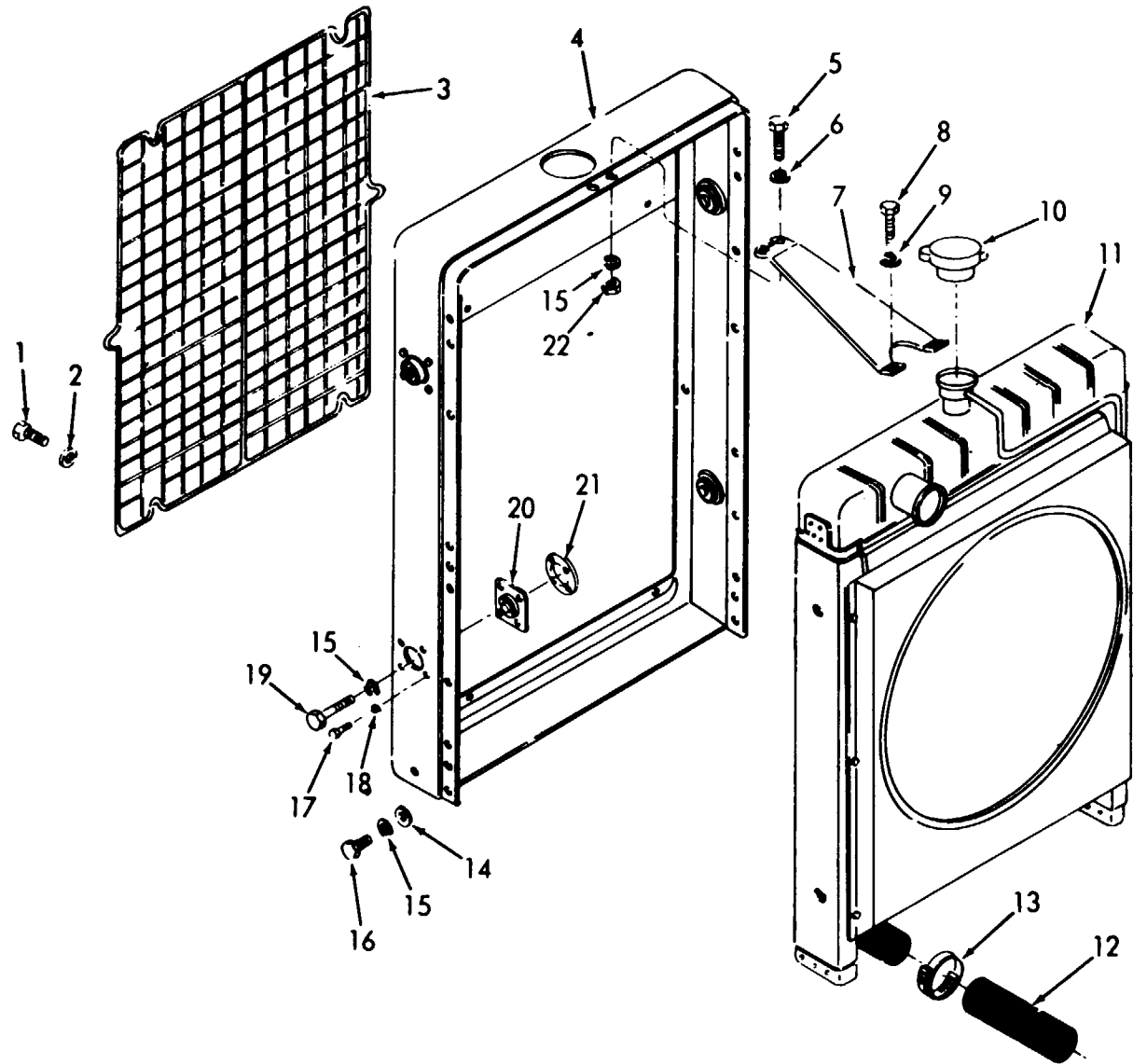
**LEGEND TO PARTS, FIGURE 74**

ITEM NO	FUNCT GROUP	APPL PARTS	ITEM NAME
1	0311	2	LEAD AY
2	0311	2	TERMNL
3	0311	2	GLOW PL
4	0311	2	SWITCH
5	0311	2	BRACKET
6	0311	2	WASH O
7	0311	2	NUT
8	0311	2	NUT
9	0311	2	NUT
10	0311	2	SWITCH
11	0311	2	SCREW
12	0311	2	SPACER
13	0311	2	WASHER
14	0311	2	SCREW
15	0311	2	CLASP

Figure No. 74. Glow Plug

LEGEND TO PARTS, FIGURE 75

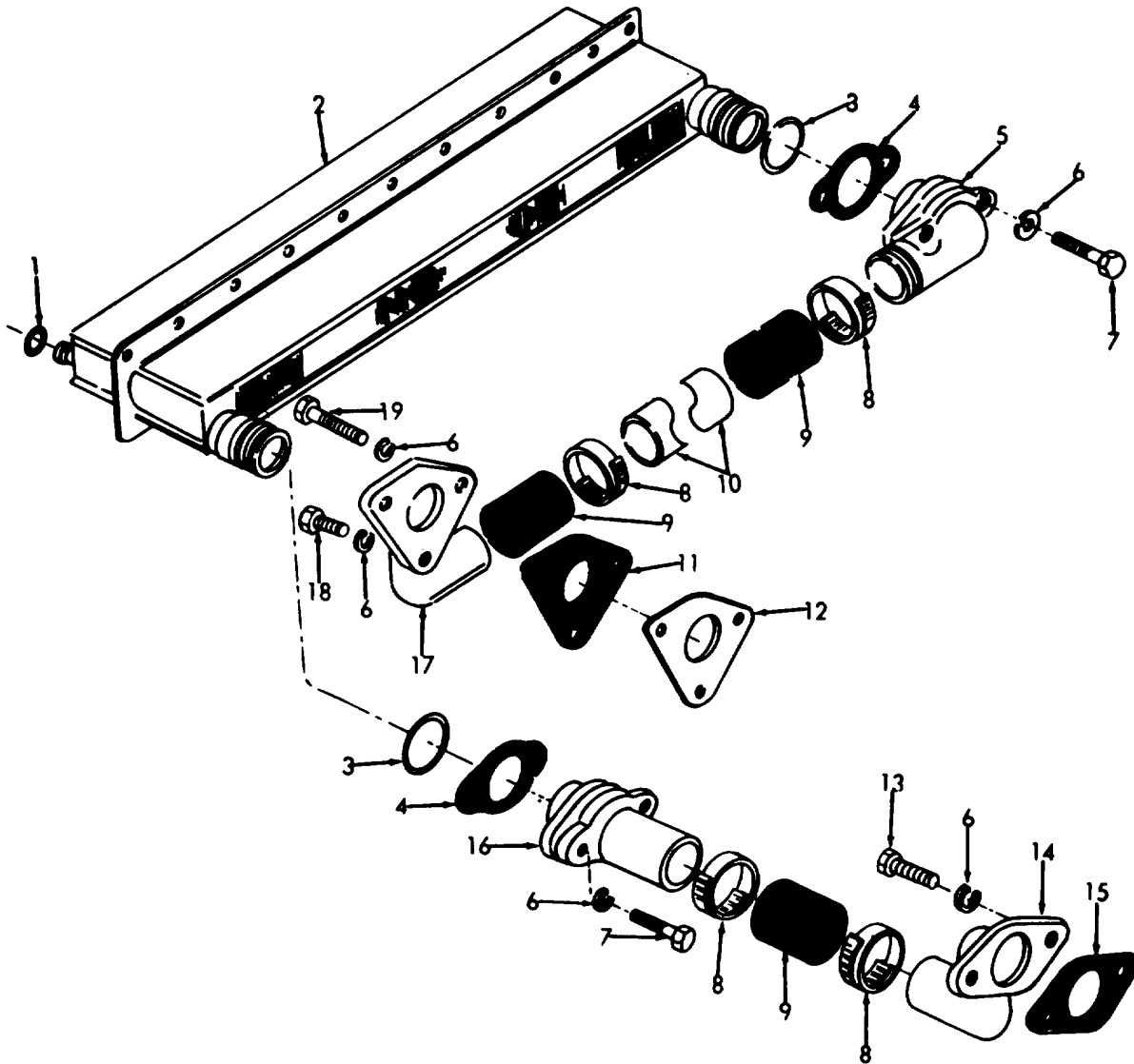
ITEM NO	FUNCT GROUP	APPL PARTS	ITEM NAME
1	0501	2	SCREW
2	0501	2	WASHER
3	0501	2	GUARD
4	0501	2	SHELL
5	0501	2	BOLT
6	0501	2	WASHER
7	0501	2	BRACE
8	0501	2	BOLT
9	0501	2	WASHER
10	0501	2	CAP
11	0501	2	RADITR
12	0503	2	HOSE
13	0503	2	CLAMP
14	0501	2	WASHER
15	0501	2	WASHER
16	0501	2	SCREW
17	0501	2	SCREW
18	0501	2	WASH R
19	0501	2	BOLT
20	0501	2	MOUNT
21	0501	2	PLATE
22	0501	2	NUT



6115-428-35P 32

Figure No. 75. Radiator, Guard And Sell



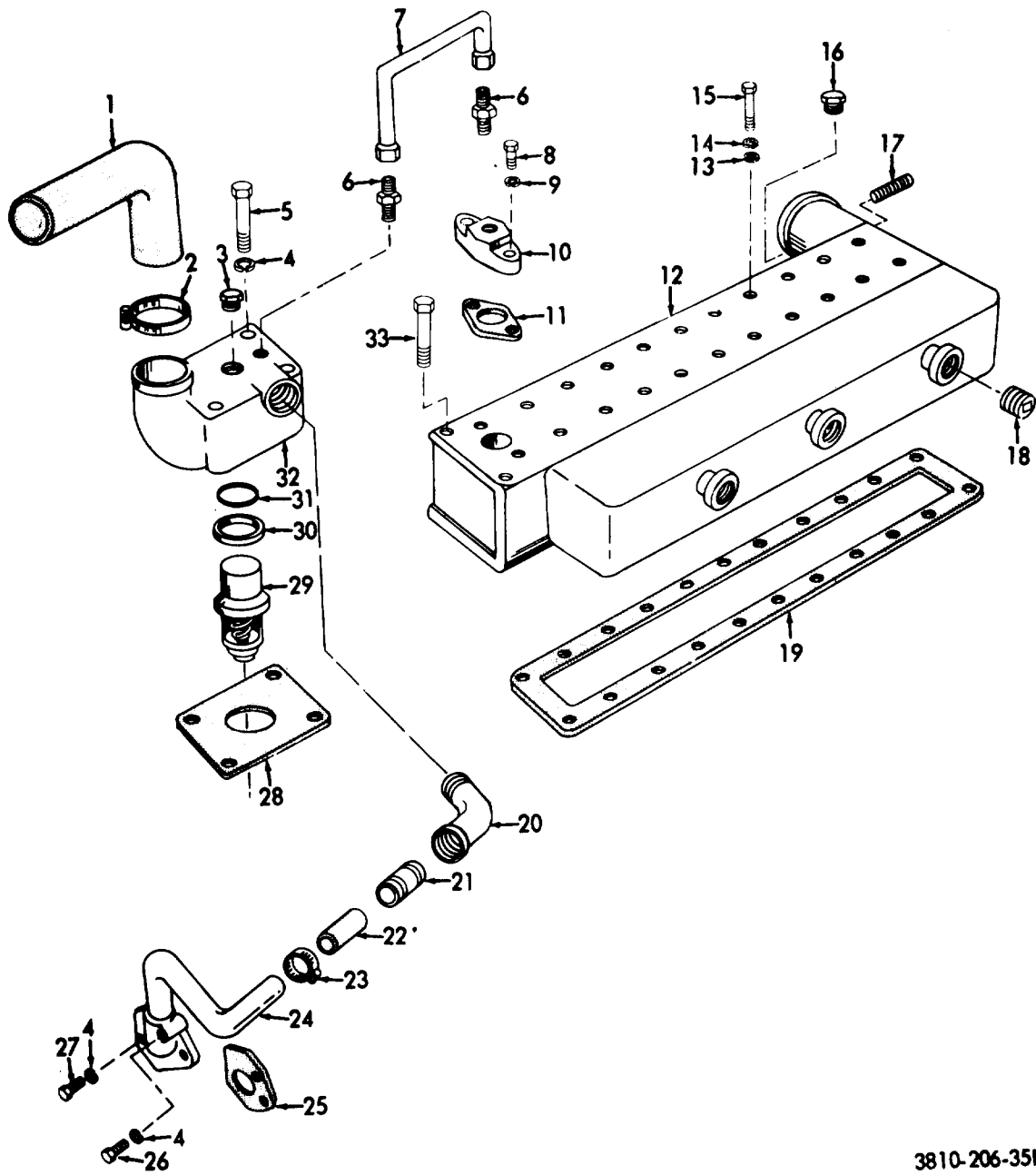


6115-428-35P/33

Figure No. 76. After Cooler Core And Related Ports

LEGEND TO PARTS, FIGURE 76

ITEM FUNC	APPL GROUP	ITEM PARTS	ITEM NAME	FUNCT NO	APPL GROUP	ITEM PARTS	ITEM NAME	FUNCT NO	APPL GROUP	ITEM PARTS	ITEM NAME
T											
1	0501	2	PACKING	8	0503	2	CLAMP	11	0501	2	ELBOW
2	0501	2	CORE AY	9	0503	2	HOSE	15	0501	2	GASKET
3	0501	2	PACKING	10	0501	2	TUBE	16	0501	2	FLANGE
4	0501	2	GASKET	11	0501	2	GASKET	17	0501	2	ELBOW
5	0501	2	ELBOW	12	0501	2	PLATE	18	0501	2	BOLT
6	0501	2	WASHER	13	0501	2	BOLT	19	0501	2	BOLT
7	0501	2	BOLT								

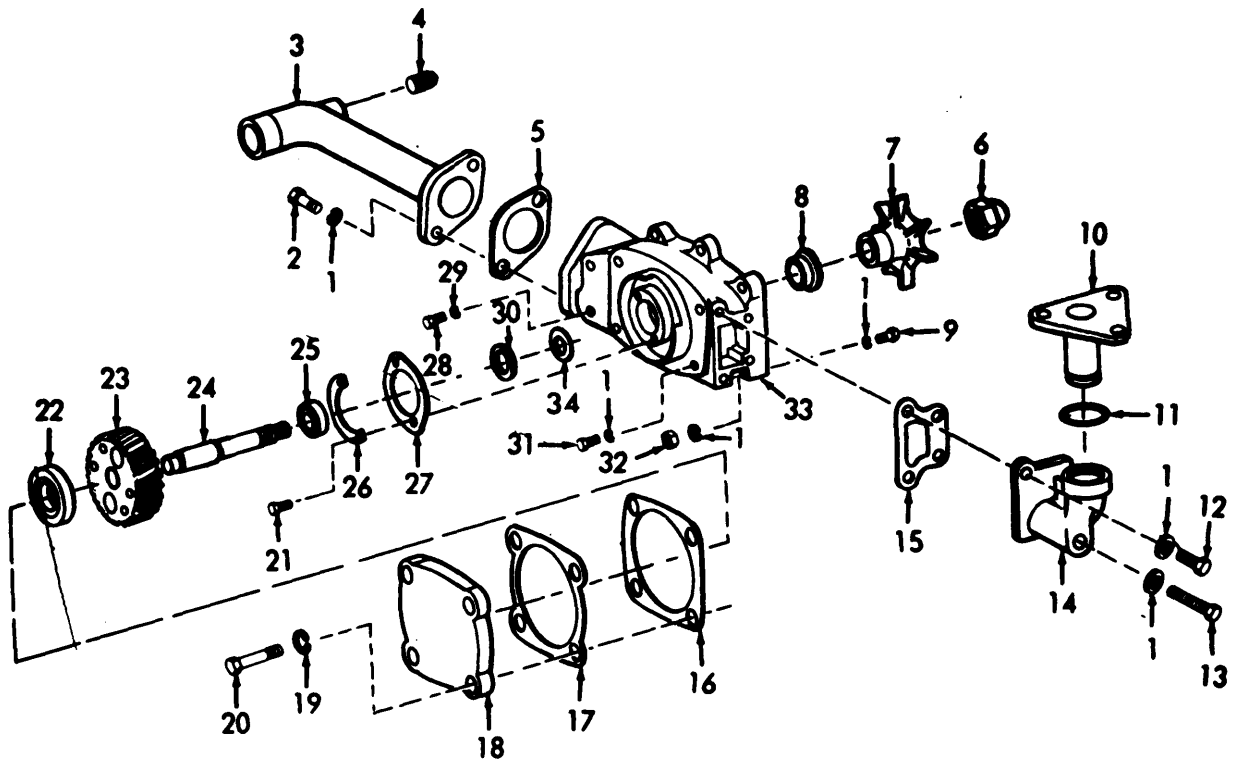


3810-206-35P/77

Figure No. 77. After Cooler Cover, Thermostat Housing And Components

**LEGEND TO PARTS, FIGURE 77**

<b>ITEM NO</b>	<b>FUNCT GROUP</b>	<b>APPL PARTS</b>	<b>ITEM NAME</b>	<b>ITEM NO</b>	<b>FUNCT GROUP</b>	<b>APPL PARTS</b>	<b>ITEM NAME</b>
1	0503	2	HOSE	18	0501	2	PLUG
2	0503	2	CLAMP	19	0501	2	GASKET
3	0503	2	PLUG	20	0503	2	ELBOW
4	0503	2	WASHER	21	0503	2	PIPE
5	0503	2	BOLT	22	0503	2	HOSE
6	0501	2	ADAPTER	23	0503	2	CLAMP
7	0501	2	TUBE	24	0503	2	TUBE AY
8	0501	2	BOLT	25	0503	2	GASKET
9	0501	2	WASHER	26	0503	2	BOLT
10	0501	2	FLANGE	27	0503	2	BOLT
11	0501	2	GASKET	28	0503	2	GASKET
12	0501	2	COVER	29	0503	2	THERMST
13	0501	2	WASHER	30	0503	2	WASHER
14	0501	2	WASHER	31	0503	2	SEAL
15	0501	2	SCREW	32	0503	2	HOUSING
16	0501	2	PLUG	33	0501	2	BOLT
17	0501	2	STUD				

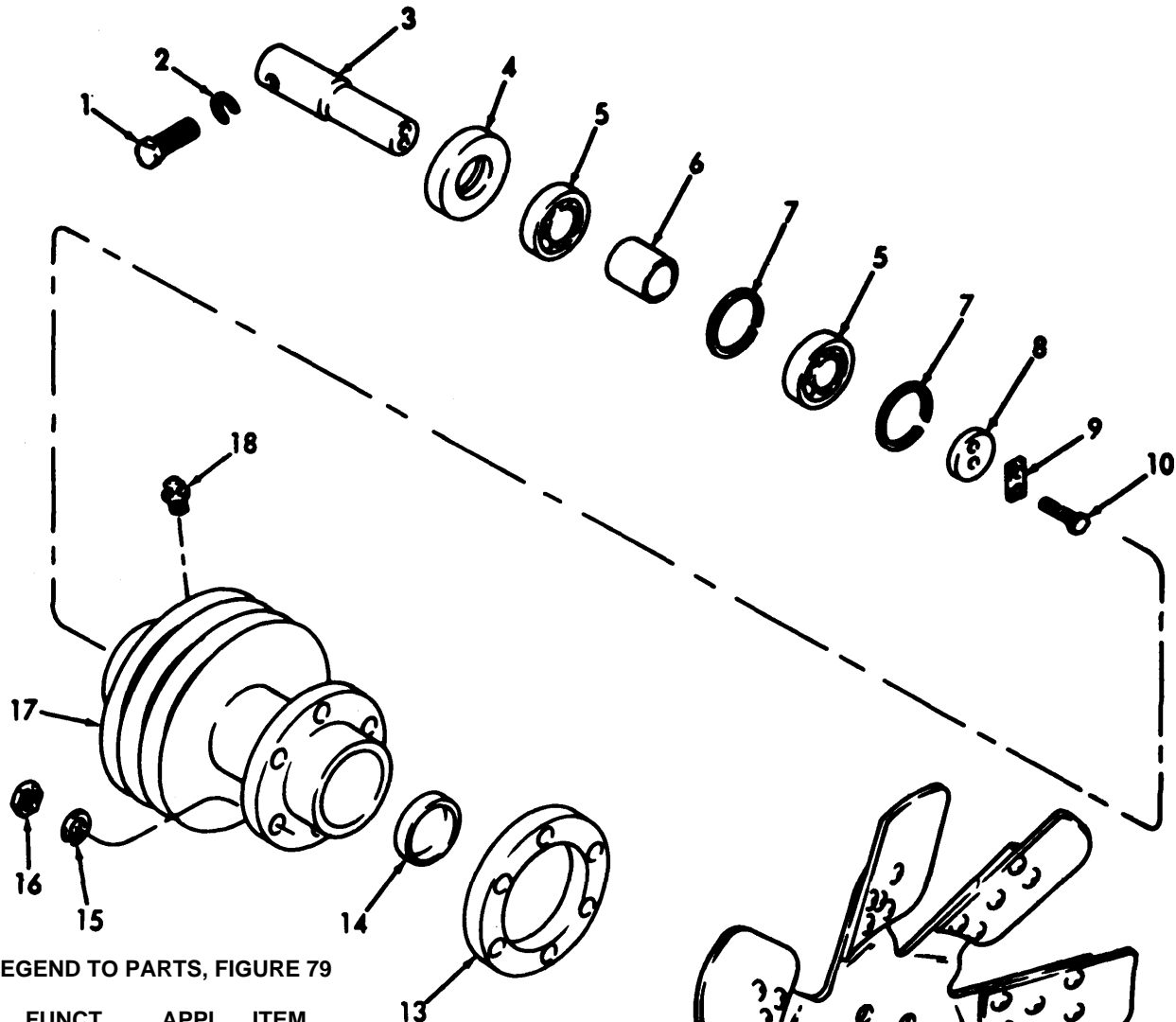


6115-428-35P/35

Figure No. 78. Water Pump.


LEGEND TO PARTS, FIGURE 78

ITEM NO	FUNCT GROUP	APPL PARTS	ITEM NAME	ITEM NO	FUNCT GROUP	APPL PARTS	ITEM NAME	ITEM NO	FUNCT GROUP	APPL PARTS	ITEM NAME
1	0503	2	WASHER	12	0503	2	SCREW	24	0504	2	SHAFT
1	0504	2	WASH	13	0503	2	BOLT	25	0504	2	BEARING
2	0503	2	SCREW	14	0503	2	ELBOW	26	0504	2	LOCK
3	0503	2	ELBOW	15	0503	2	GASKET	27	0504	2	RETAINR
4	0501	2	PLUG	16	0504	2	GASKET	28	0504	2	SCREW
5	0503	2	GASKET	17	0504	2	GASKET	29	0504	2	WASHER
6	0504	2	NUT	18	0504	2	COVER	30	0504	2	SEAL
7	0504	2	IMPELLR	19	0504	2	WASHER	31	0504	2	BOLT
8	0504	2	SEAL	20	0504	2	BOLT	32	0504	2	NUT
9	0504	2	BOLT	21	0504	2	BOLT	33	0504	2	HOUSING
10	0503	2	ELBOW	22	0504	2	BEARING	34	0504	2	SLINGER
11	0503	2	SEAL	23	050'	2	GEAR				



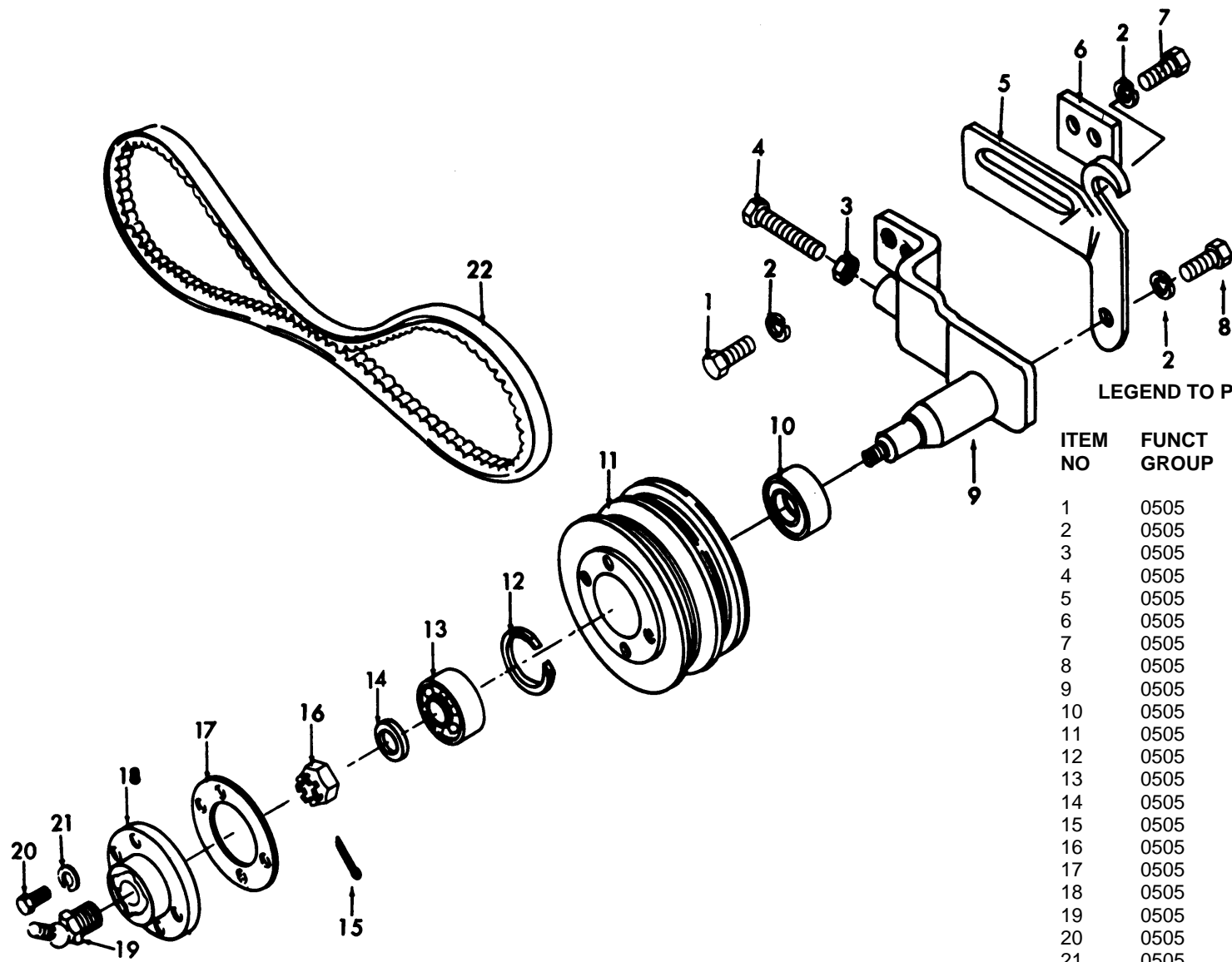
LEGEND TO PARTS, FIGURE 79

ITEM NO.	FUNCT GROUP	APPL PARTS	ITEM NAME
1	0505	2	BOLT
2	0505	2	WASHER
3	0505	2	SHAFT
4	0505	2	SEAL
5	0505	2	BEARING
6	0505	2	SPACER
7	0505	2	RING
8	0505	2	WASHER
9	0505	2	LOCK
10	0505	2	BOLT
11	0505	2	BOLT
12	0505	2	BLOWER
13	0505	2	SPACER
14	0505	2	PLUG
15	0505	2	WASHER
16	0505	2	NUT
17	0505	2	PULLEY
18	0505	2	FITTING



6115-428-35P/36

Figure No. 79. Blower, Engine Cooling.

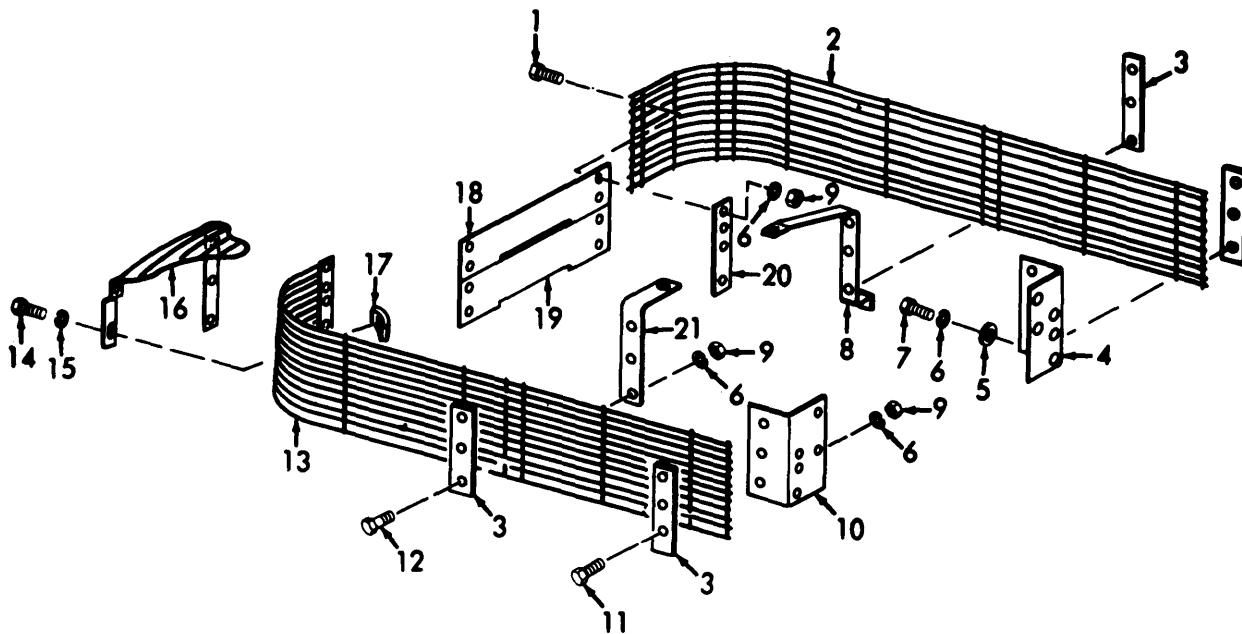


LEGEND TO PARTS, FIGURE 80

ITEM NO	FUNCT GROUP	APPL PARTS	ITEM NAME
1	0505	2	SCREW
2	0505	2	WASHER
3	0505	2	NUT
4	0505	2	BOLT
5	0505	2	BRACKET
6	0505	2	PLATE
7	0505	2	BOLT
8	0505	2	BOLT
9	0505	2	BRACKET
10	0505	2	SEAL
11	0505	2	PULLEY
12	0505	2	RING
13	0505	2	BEARING
14	0505	2	WASHER
15	0505	2	PIN
16	0505	2	NUT
17	0505	2	GASKET
18	0505	2	COVER
19	0505	2	FITTING
20	0505	2	BOLT
21	0505	2	WASHER
22	0505	2	BELT ST

6115-42835P/37

Figure No. 80. Fan Belt Tightener.



6115-428-35P/3

Figure No. 81. Fan Guard

LEGEND TO PARTS, FIGURE 81

ITEM NO	FUNCT GROUP	APPL PARTS	ITEM NAME	ITEM NO	FUNCT GROUP	APPL PARTS	ITEM NAME
1	0505	2	SCREW	12	0505	2	SCREW
2	0505	2	GUARD	13	0505	2	GUARD
3	0505	2	STRAP	14	0505	2	BOLT
4	0505	2	ANGLE	15	0505	2	WASHER
5	0505	2	WASH ER	16	0505	2	GUARD
6	0505	2	WASHER	17	0505	2	STRAP
7	0505	2	SCREW	18	0505	2	PLAT E
8	0505	2	STRP	19	0505	2	PLATE
9	0505	2	NUT	20	0505	2	STRAP
10	0505	2	ANGLE	21	0505	2	STRAP
11	0505	2	BOLT				

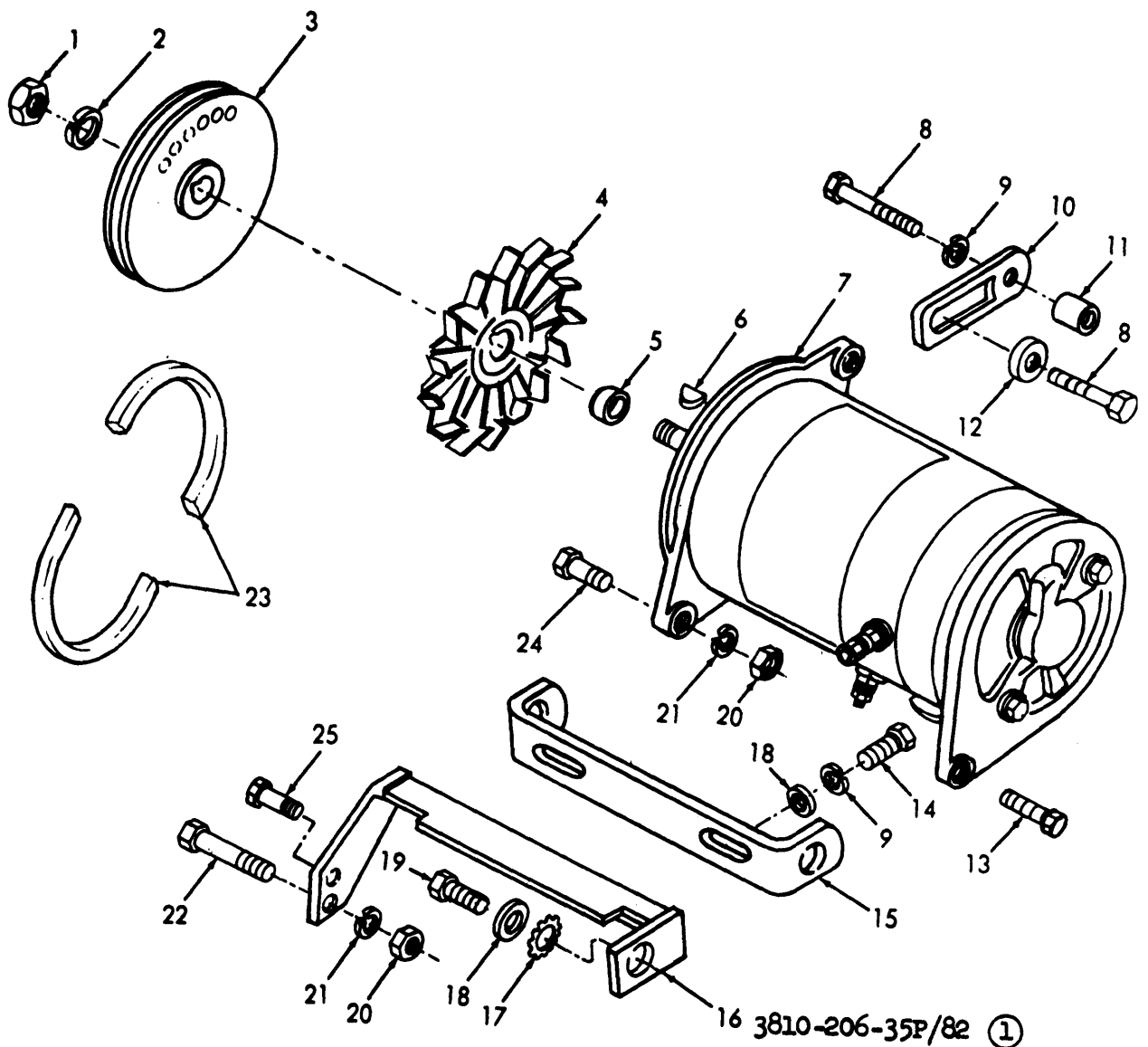
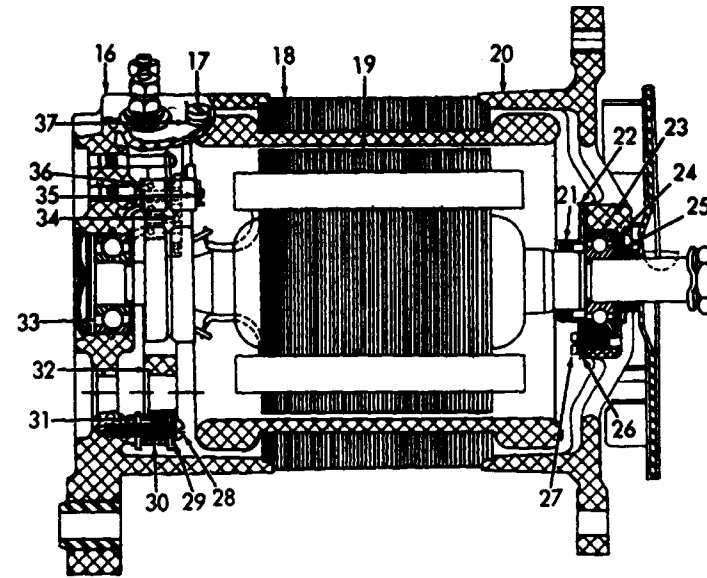
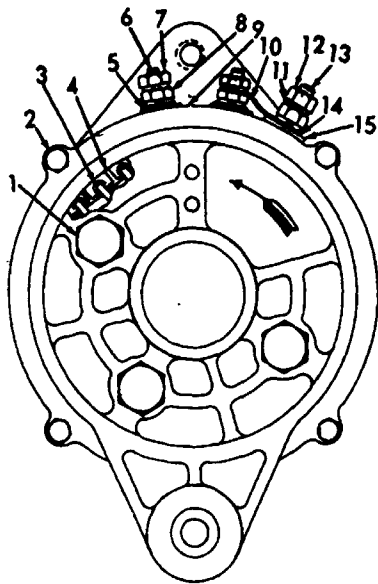


Figure No. 82 (1). Alternator And Mounting Components.

LEGEND TO PARTS, FIGURE 82 (1)

ITEM NO	FUNCT GROUP	APPL PARTS	ITEM NAME	ITEM NO	FUNCT GROUP	APPL PARTS	ITEM NAME	ITEM NO	FUNCT GROUP	APPL PARTS	ITEM NAME
1	0601	2	NUT	10	0601	2	STRAP	18	0601	2	WASHER
2	0601	2	WASHER	11	0601	2	SPACER	19	0601	2	BOLT
3	0601	2	PULLEY	12	0601	2	WASHER	20	0601	2	NUT
4	0501	2	FAN AY	13	0601	2	SCREW	21	0601	2	WASHER
5	0601	2	COLLAR	14	0601	2	SCREW	22	0601	2	SCREW
6	0601	2	KEY	15	0601	2	BAR	23	0601	2	BELT
7	0601	2	ALTNTR	16	0601	2	BRACKET	24	0601	2	SCREW
8	0601	2	BOLT	17	0601	2	WASHER	25	0601	2	BOLT
9	0601	2	WASHER								



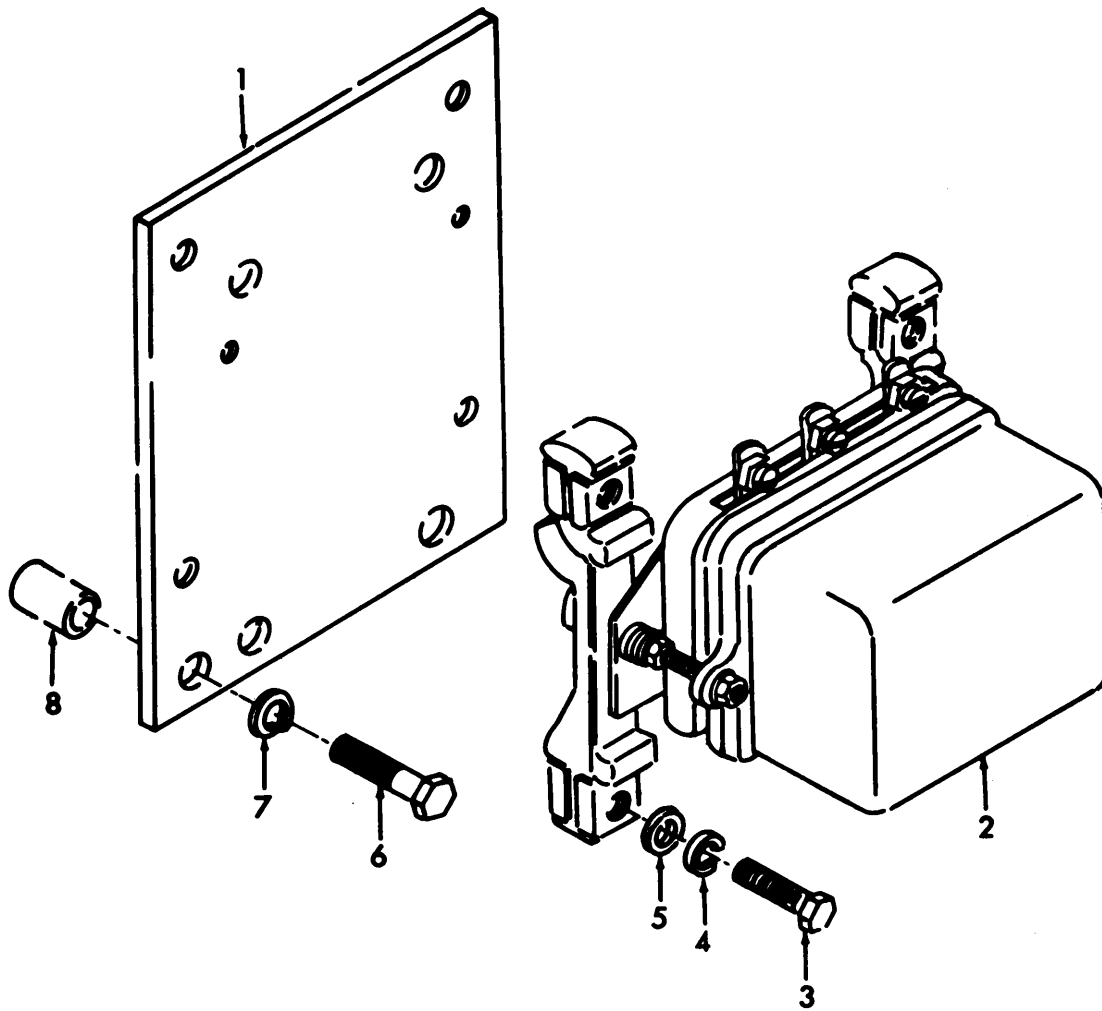


3810-206-35P/82 (2)

Figure No. 82 (2). Alternator View.

LEGEND TO PARTS, FIGURE 82 (2)

ITEM NO	FUNCT GROUP	APPL PARTS	ITEM NAME	ITEM NO	FUNCT GROUP	APPL PARTS	ITEM NAME	ITEM NO	FUNCT GROUP	APPL PARTS	ITEM NAME
1	0602	2	REC KIT	14	0602	2	WASHER	26	0602	2	WASHER
2	0602	2	BOLT	15	0602	2	BUSHING	27	0602	2	SCREW
3	0602	2	WIRE AY	16	0602	2	FRAME	28	0602	2	SCRE
4	0602	2	CONNCTR	17	0602	2	SCREW	29	0602	2	WASHER
5	0602	2	WASHER	18	0602	2	STATOR	30	0602	2	BUSHING
6	0602	2	STUD AY	19	0602	2	ROTOR	31	0602	2	WASHER
7	0602	2	NUT	20	0602	2	FRAME	32	0602	2	BRACKET
8	0602	2	WASHER	21	0602	2	RETAINR	33	0602	2	BEARING
9	0602	2	WASHER	22	0602	2	GASKET	34	0602	2	BRH KIT
10	0602	2	CONNCTR	23	0602	2	BEARING	35	0602	2	SPRING
11	0602	2	WASHER	24	0602	2	RETAINR	36	0602	2	WASHER
12	0602	2	NUT	25	0602	2	WASHER	37	0602	2	WASHER
13	0602	2	STUD								

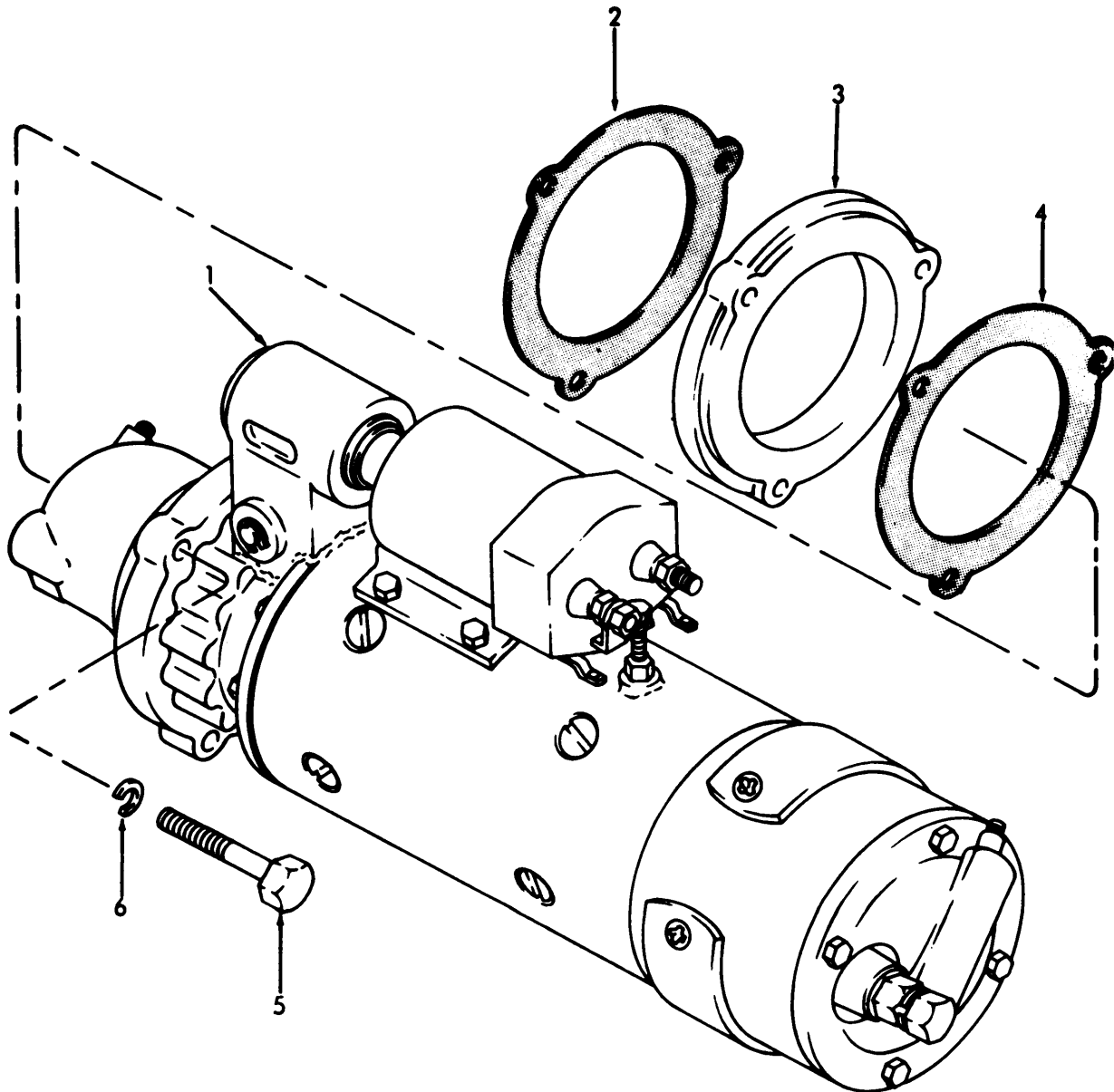


6115-428-35P/41

Figure No. 83. Voltage Regulator.

LEGEND TO PARTS, FIGURE 83

ITEM NO	FUNCT GROUP	APPL PARTS	ITEM NAME	ITEM NO	FUNCT GROUP	APPL PARTS	ITEM NAME
1	0602	2	PLATE	5	0602	2	WASHER
2	0602	2	REGLTR	6	0602	2	SCREW
3	0602	2	BOLT	7	0602	2	WASHER
4	0602	2	WASHER	8	0602	2	SPACER

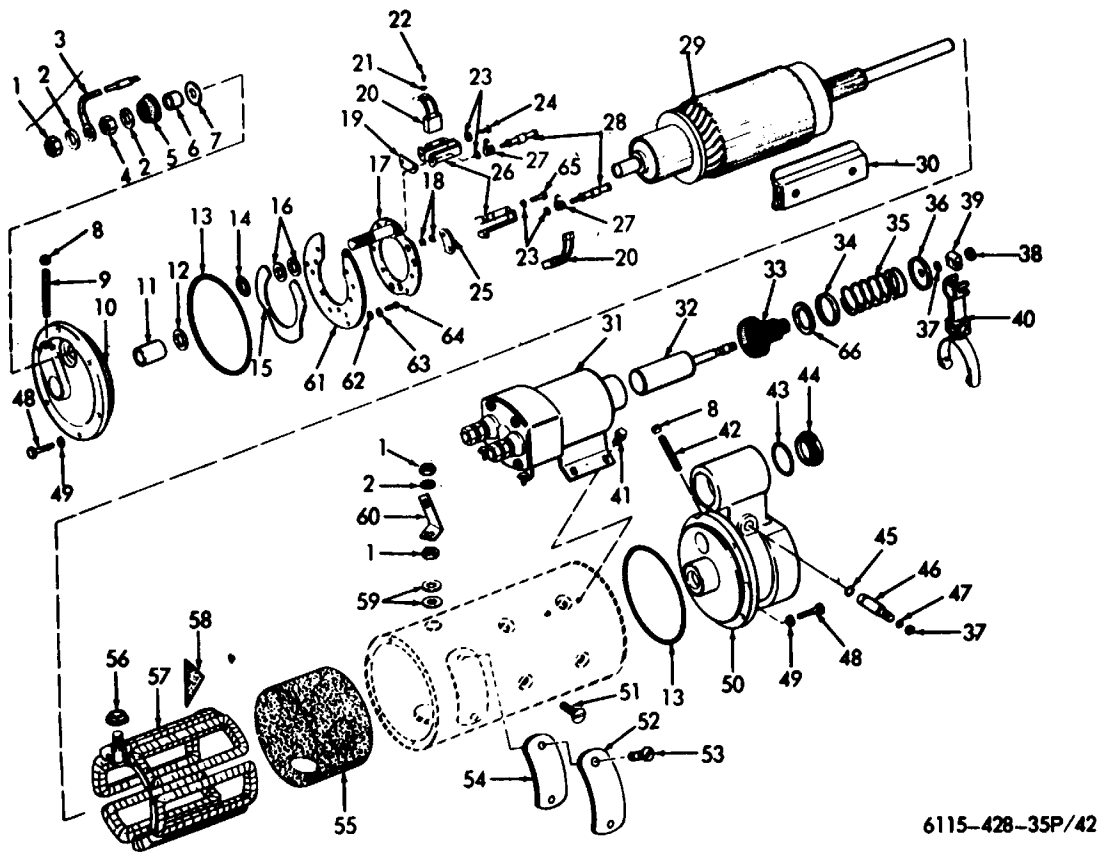


6115-428-35P/44

Figure No. 84. Starter.

LEGEND TO PARTS, FIGURE 84

ITEM NO	FUNCT GROUP	APPL PARTS	ITEM NAME	ITEM NO	FUNCT GROUP	APPL PARTS	ITEM NAME
1	0603	2	STARTER	4	0603	2	GASKET
2	0603	2	GASKET	5	0603	2	BOLT
3	0603	2	ADAPTER	6	0603	2	WASHER

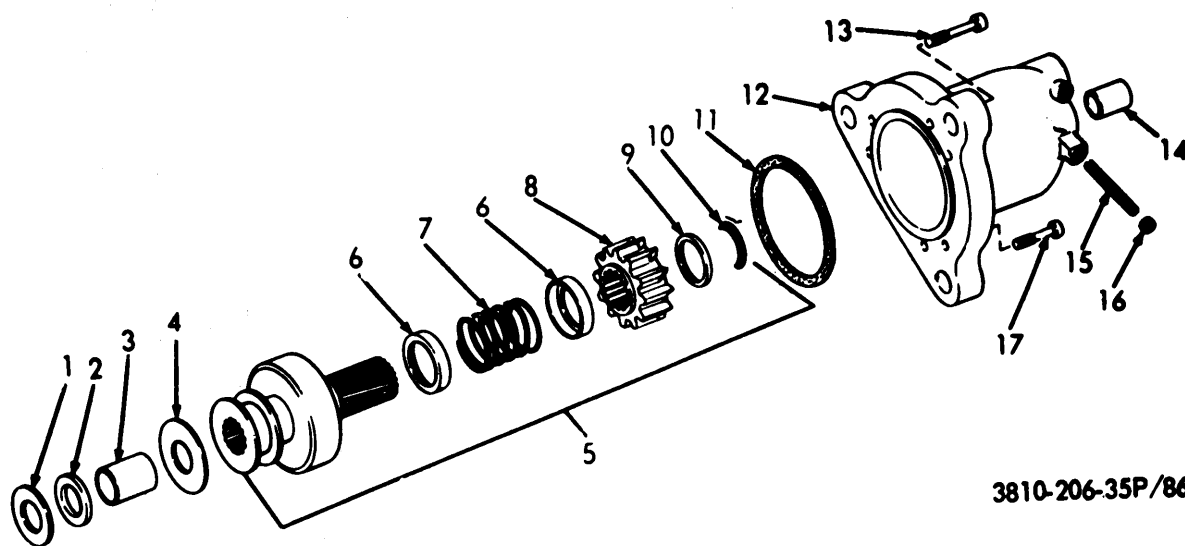


6115-428-35P/42

Figure No. 85 Starter View.

LEGEND TO PARTS, FIGURE 85

ITEM NO	FUNCT GROUP	APPL PARTS	ITEM NAME	ITEM NO	FUNCT GROUP	APPL PARTS	ITEM NAME	ITEM NO	FUNCT GROUP	APPL PARTS	ITEM NAME
1	0603	2	NUT	23	0603	2	WASHER	45	0603	2	GASKET
2	0603	2	WASHER	24	0603	2	SCREW	46	0603	2	SHAFT
3	0603	2	LEAD AY	25	0603	2	PLATE	47	0603	2	RING
4	0603	2	NUT	26	0603	2	HOLDER	48	0603	2	BOLT
5	0603	2	INSLTR	27	0603	2	SPRING	49	0603	2	WASHER
6	0603	2	BUSHING	28	0603	2	SCREW	50	0603	2	HOUSING
7	0603	2	WASHER	29	0603	2	ARMATRE	51	0603	2	SCREW
8	0603	2	PLUG	30	0603	2	SHOE	52	0603	2	PLATE
9	0603	2	WICK	31	0603	2	SWITCH	53	0603	2	SCREW
10	0603	2	FRAME	32	0603	2	PLUNGER	54	0603	2	GASKET
11	0603	2	BUSHING	33	0603	2	BOOT	55	0603	2	INSLTR
12	0603	2	WASHER	34	0603	2	RETAINR	56	0603	2	BUSHING
13	0603	2	PACKING	35	0603	2	SPRING	57	0603	2	WINDING
14	0603	2	PACKING	36	0603	2	RETAINR	58	0603	2	STRIP
15	0603	2	INSLTR	37	0603	2	RING	59	0603	2	WASHER
16	0603	2	WASHER	38	0603	2	NUT	60	0603	2	CONNCTR
17	0603	2	PLATE	39	0603	2	GUIDE	61	0603	2	PLATE
18	0603	2	WASHER	40	0603	2	LEVER	62	0603	2	WASHER
19	0603	2	PLATE	41	0603	2	BOLT	63	0603	2	WASHER
20	0603	2	BRUSH	42	0603	2	WICK	64	0603	2	SCREW
21	0603	2	WASHER	43	0603	2	SHIM	65	0603	2	SCREW
22	0603	2	SCREW	44	0603	2	PLUG	66	0603	2	WASHER

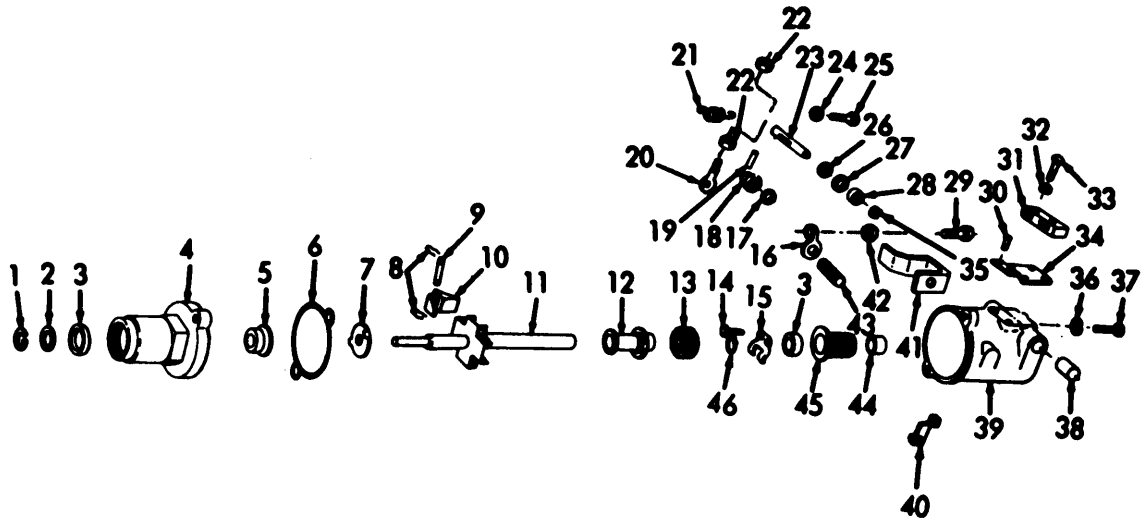


3810-206-35P/86

Figure No. 86. Starter Clutch.

**LEGEND TO PARTS, FIGURE 86**

ITEM NO	FUNCT GROUP	APPL PARTS	ITEM NAME	ITEM NO	FUNCT GROUP	APPL PARTS	ITEM NAME
1	0603	2	SPACER	10	0603	2	WASHER
2	0603	2	SEAL	11	0603	2	GASKET
3	0603	2	BEARING	12	0603	2	HOUSING
4	0603	2	WASHER	12	0603	2	SCREW
5	0603	2	DRIVE	14	0603	2	BUSHING
6	0603	2	PTS KIT	15	0603	2	WICK
7	0603	2	SPRING	16	0603	2	PLUG
8	0603	2	GEAR	17	0603	2	SCREW
9	0603	2	CUP				

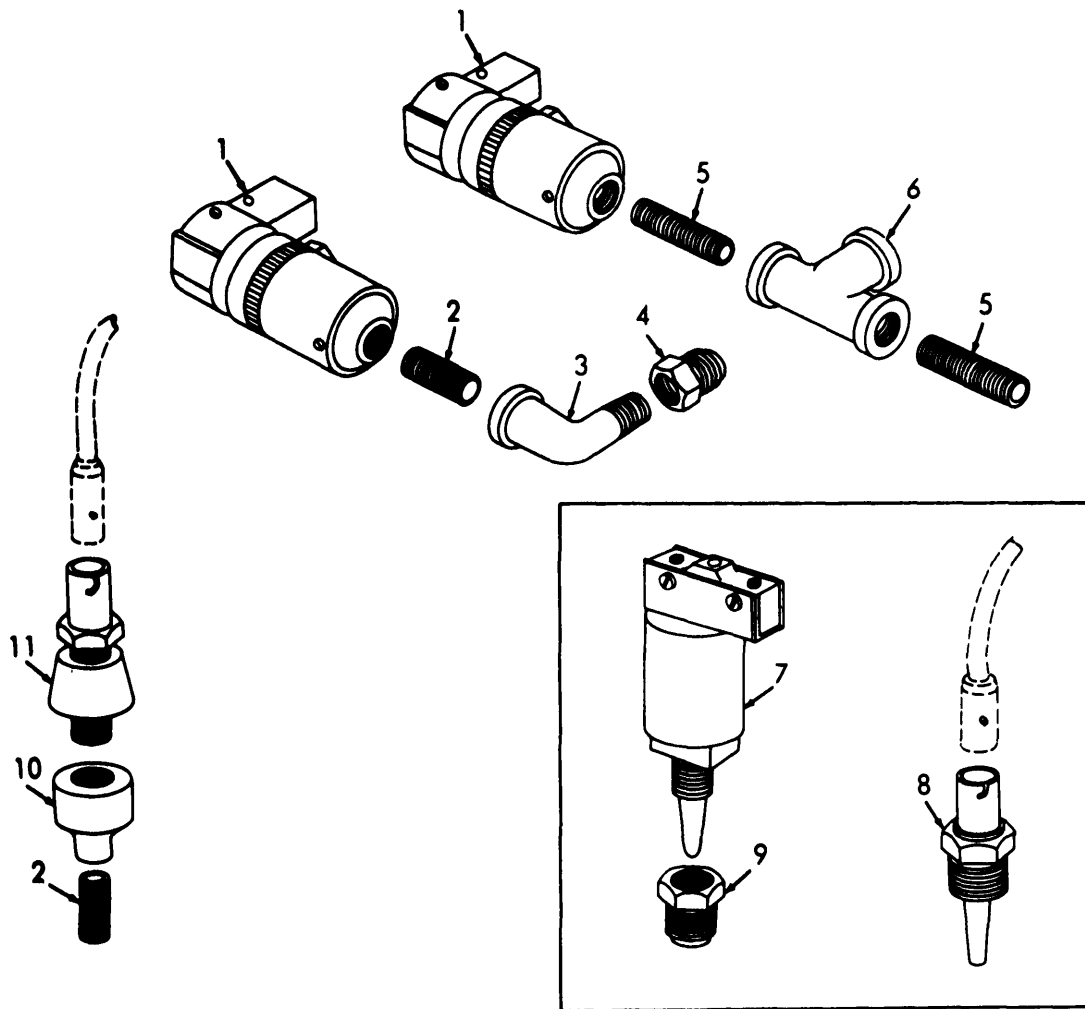


MSC 3810-206-35P/40

Figure No. 87. Engine Speed Governor.

LEGEND TO PARTS, FIGURE 87

ITEM NO	FUNCT GROUP	APPL PARTS	ITEM NAME	ITEM NO	FUNCT GROUP	APPL PARTS	ITEM NAME
1	0606	3	RING	24	0606	3	NUT
2	0606	3	WASHER	25	0606	3	SCREW
3	0606	3	SEAL	26	0606	3	WASHER
4	0606	S	BASE	27	0606	3	PACKING
5	0606	3	BEARING	28	0606	3	BEARING
6	0606	3	GASKET	29	0606	3	SCREW
7	0606	3	WASHER	30	0606	3	SCREW
8	0606	3	CLIP	31	0606	3	SWITCH
9	0606	3	WGT PIN	32	0606	3	WASHER
10	0606	3	WEIGHT	33	0606	3	SCREW
11	0606	3	SPD SHT	34	0606	3	BRACKET
12	0606	3	BEARING	35	0606	3	RING
13	0606	3	BEARING	36	0606	3	WASHER
14	0606	3	SCREW	37	0606	3	SCREW
15	0606	3	YOKE	38	0606	3	BUSHING
16	0606	3	LEVER	39	0606	3	BODY AY
17	0606	3	WASHER	40	06'	3	LEVER
18	0606	3	NUT	41	0606	3	BRACKET
19	0606	3	PIN	42	0606	3	NUT
20	0606	3	BOLT	43	0606	3	STUD
21	0606	3	SPRING	44	0606	3	BEARING
22	0606	3	NUT	45	0606	3	CONNCTR
23	0606	3	SHAFT	46	0606	3	RING

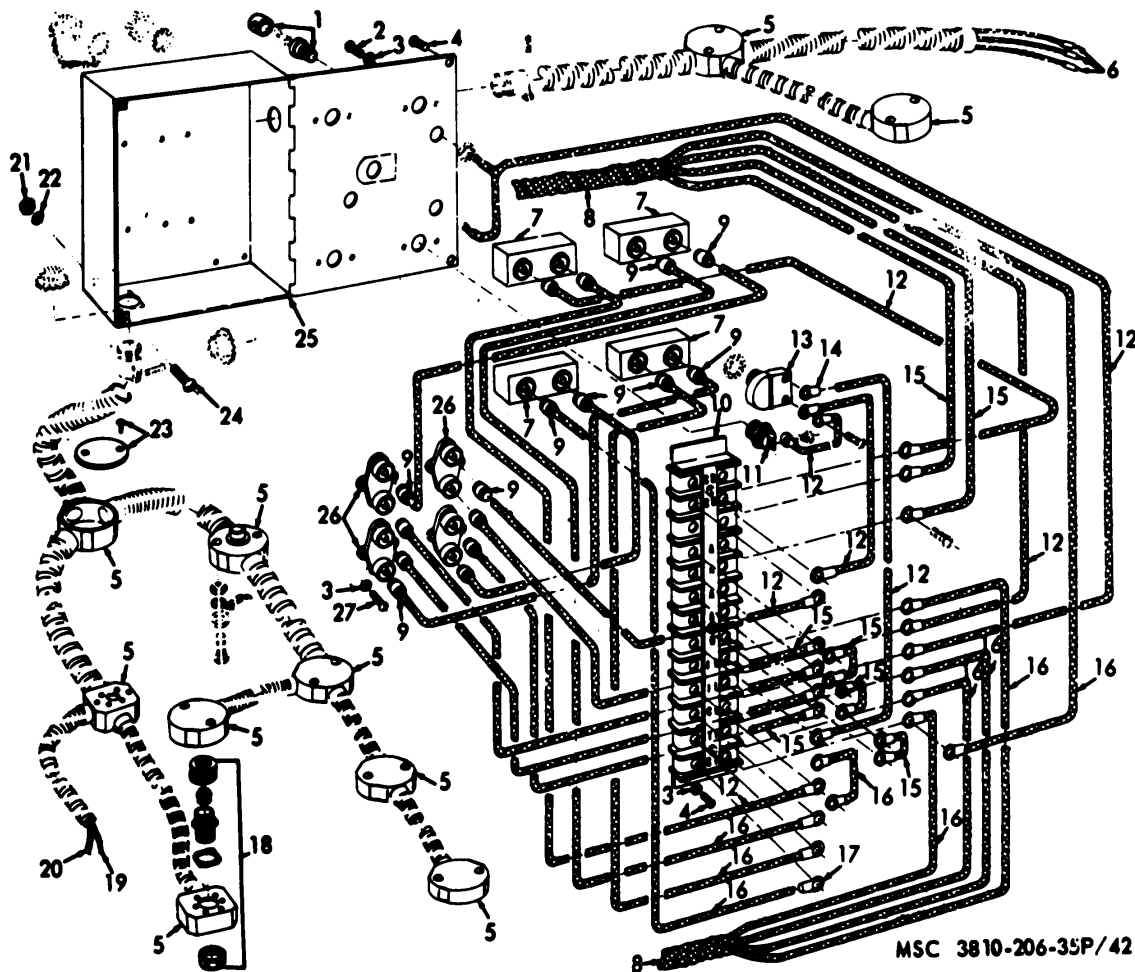


EMC 5-3810-206-20P/20

Figure No. 88. Switches And Transmitters

LEGEND TO PARTS, FIGURE 88

ITEM NO	FUNCT GROUP	APPL PARTS	ITEM NAME	ITEM NO	FUNCT GROUP	APPL PARTS	ITEM NAME
1	0606	8	SWITCH	7	0606	a	SWITCH
2	0607	8	CONNCTR	8	0607	8	TRNSMTR
a	0606	8	ELBOW	9	0606	8	BUSHING
4	0606	8	BUSHING	10	0607	8	REDUCER
5	0606	8	NIPPLE	11	0607	8	TRNSMTR
6	0606	8	TEE				



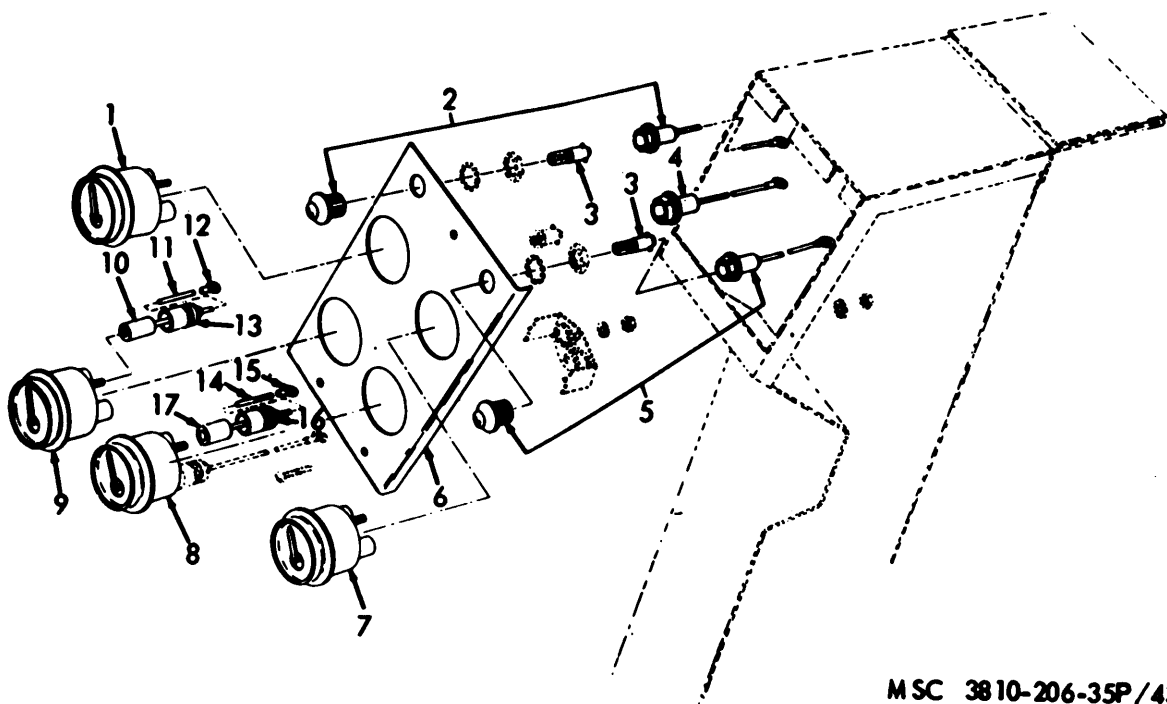
MSC 3810-206-35P/42

Figure No. 89. Light Enclosure Wiring Harness, And Junction Box.

LEGEND TO PARTS, FIGURE 89

ITEM NO	FUNCT GROUP	APPL PARTS	ITEM NAME	ITEM NO	FUNCT GROUP	APPL PARTS	ITEM NAME	ITEM NO	FUNCT GROUP	APPL PARTS	ITEM NAME
1	0060	8	LIGHT	11	0608	3	CONNCTR	19	0613	3	WIRE
2	0607	8	SCREW	12	0607	3	WIRE	20	0613	3	WIRE
8	0607	9	WASHER	12	0613	3	WIRE	21	0608	8	NUT
4	0607	8	SCREW	13	0607	3	SWITCH	22	0608	3	WASHER
5	0608	8	JUN BOX	14	0607	3	TERMNL	23	0608	3	COVER
6	0618	a	WIR HAR	15	0607	3	WIRE	21	0608	8	SCREW
7	0607	8	SWITCH	16	0607	3	WIRE	25	0608	3	ENCLSRE
8	0618	a	INSLTN	17	0607	3	TERMNL	26	0607	3	CRCTBKR
9	0607	8	PLUG	18	0608	3	GRIP	27	0607	3	SCREW



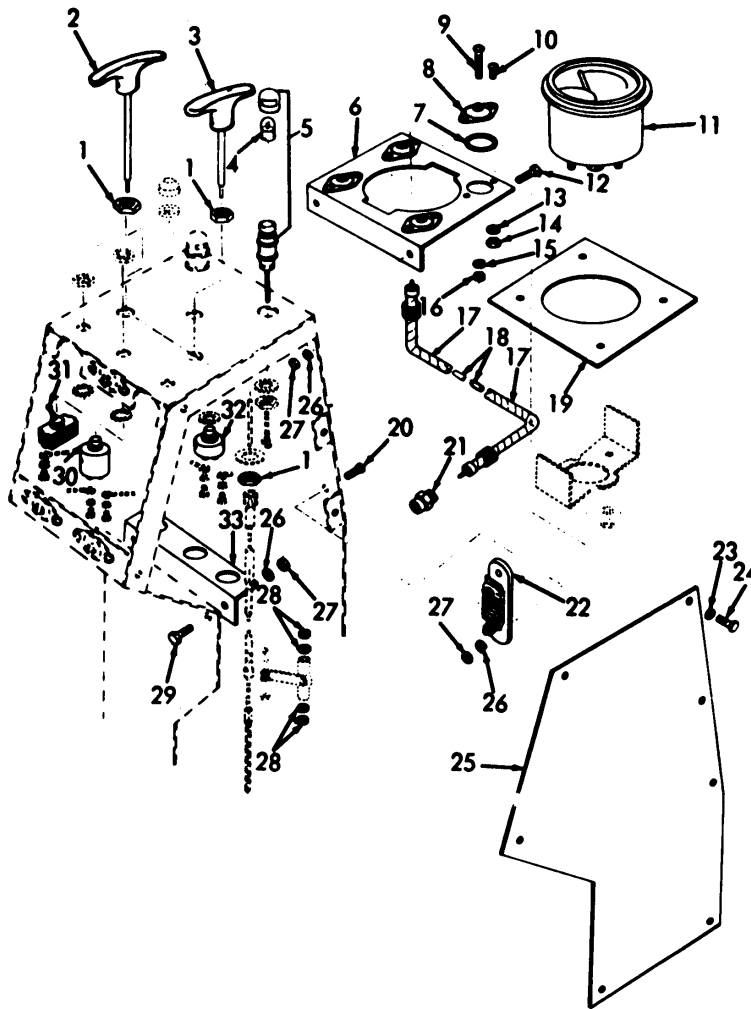


MSC 3810-206-35P/43

Figure No. 90. Instrument Panel (1).

LEGEND TO PARTS, FIGURE 90

ITEM NO.	FUNCT GROUP	APPL PARTS	ITEM NAME	ITEM NO	FUNCT GROUP	APPL PARTS	ITEM NAME
1	0607	3	INDCTR	9	0607	3	AMMETER
2	0607	3	LIGHT	10	0607	3	PLUG
3	0607	3	LIGHT	11	0607	3	WIRE
4	0607	3	LAMPHLD	12	0607	3	TERMNL
5	0607	3	LIGHT	13	0607	3	BUSHING
6	0607	3	PANEL	14	0607	3	WIRE
7	0607	3	INDCTR	15	0607	3	TERMNL
8	0607	3	INDCTR	16	0607	3	SHELL
				17	0607	3	CONNCTR

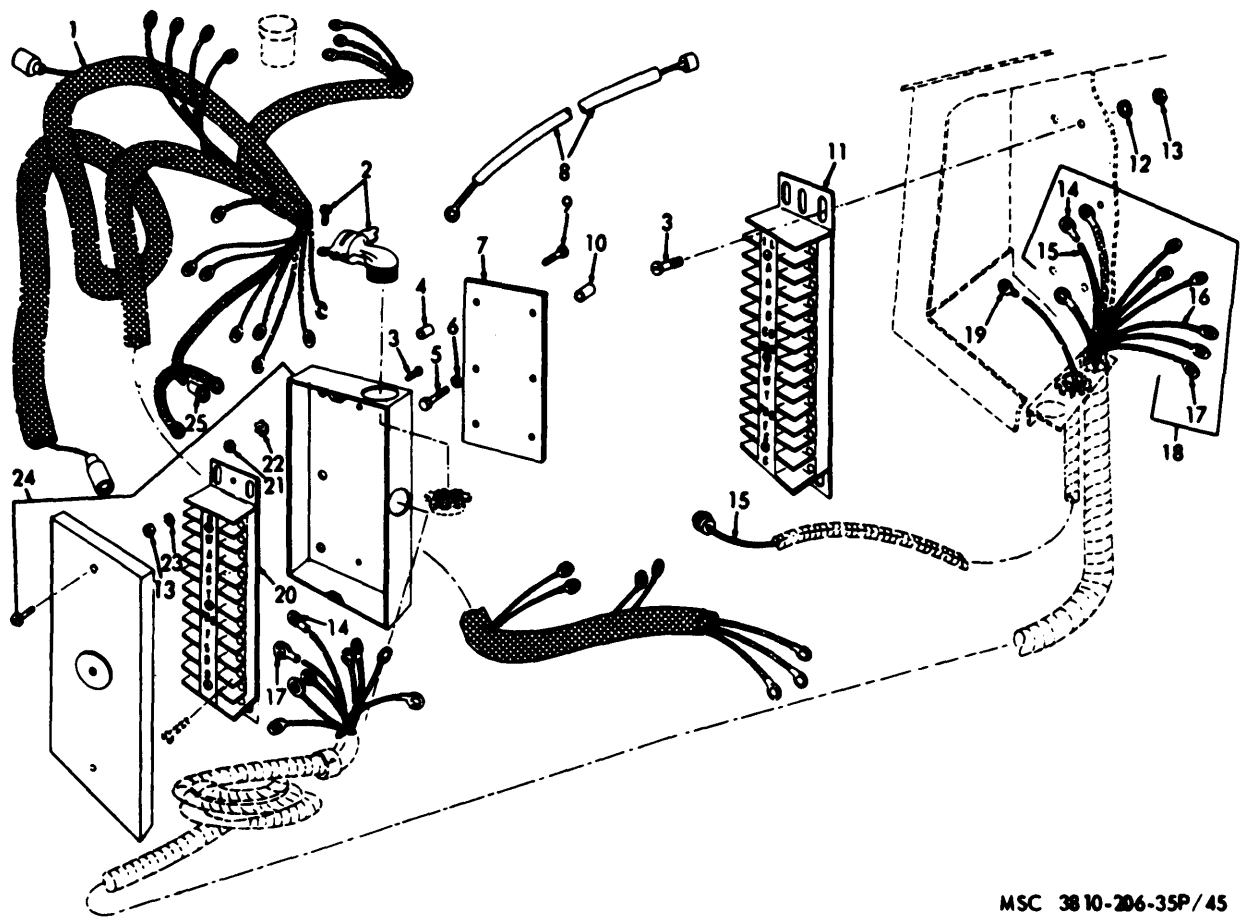


MSC 3810-206-35P/44

Figure No. 91. Instrument Panel (2).

LEGEND TO PARTS, FIGURE 91

ITEM NO	FUNCT GROUP	APPL PARTS	ITEM NAME	ITEM NO	FUNCT GROUP	APPL PARTS	ITEM NAME	ITEM NO	FUNCT GROUP	APPL PARTS	ITEM NAME
1	4309	3	NUT	13	0607	3	WASH ER	24	0607	3	SCREW
2	4309	3	CONTROL	14	0607	3	NUT	25	0607	3	COVER
3	4309	3	CONTROL	15	0607	3	WASHER	26	0607	3	WASHER
4	0607	3	LAMP	16	0607	3	NUT	27	0607	3	NUT
5	0607	3	LIGHT	17	4701	3	SHAFT	28	0607	3	NUT
6	0607	3	PANEL	18	4701	3	SHAFT	28	4309	3	NUT
7	0607	3	WASHER	19	0607	3	PANEL	29	0607	3	SCREW
8	0607	3	MOUNT	20	0607	3	SCREW	30	0607	3	SWITCH
9	0607	3	SCREW	21	4701	3	COUPLNG	31	0607	3	SWITCH
10	0607	3	SCREW	22	0607	3	SHUNT	32	0611	3	SWITCH
11	4701	3	TACHMTR	23	0607	3	WASHER	33	0607	3	BRACKET
12	0607	3	SCREW								

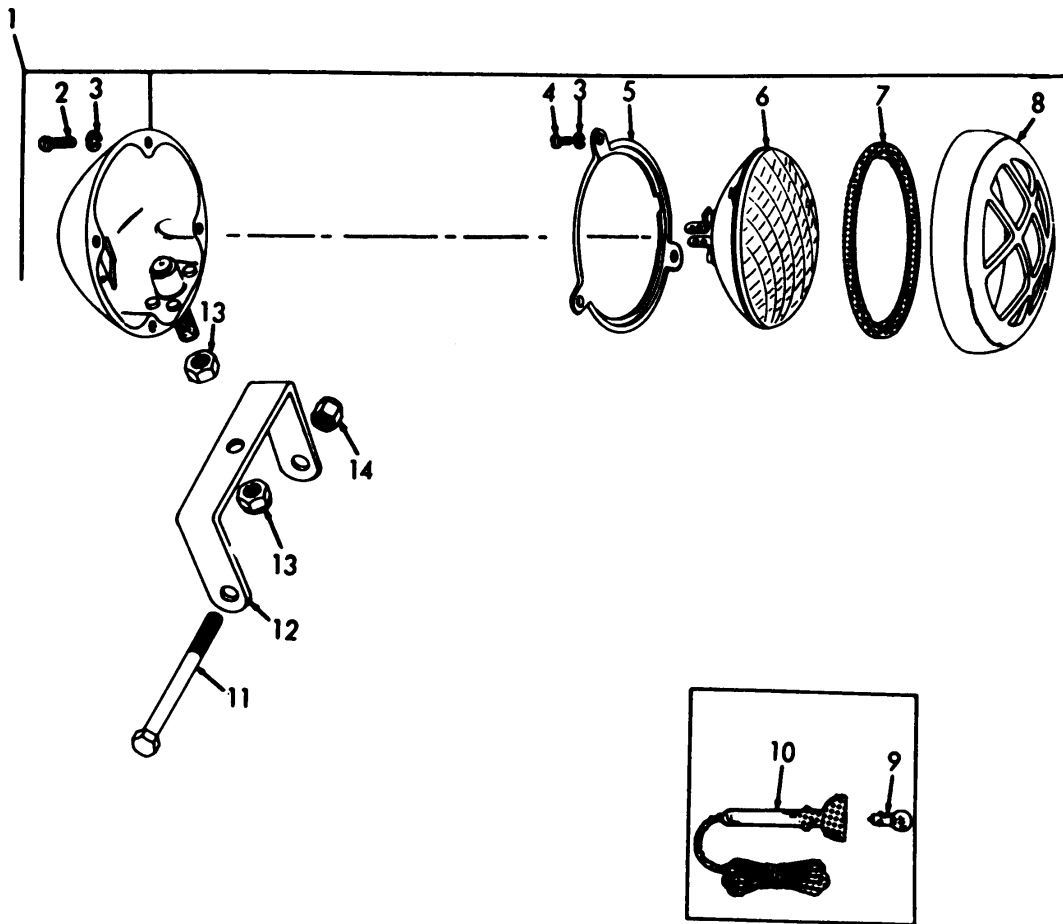


MSC 38 10-206-35P/45

Figure No. 92. Wiring Harness, Terminal Board And Junction Box.

LEGEND TO PARTS, FIGURE 92

ITEM NO	FUNCT GROUP	APPL PARTS	ITEM NAME	ITEM NO	FUNCT GROUP	APPL PARTS	ITEM NAME	ITEM NO	FUNCT GROUP	APPL PARTS	ITEM NAME
1	0613	3	LOOM	10	0608	3	SPACER	18	0613	3	WIR HAR
2	0608	3	BOX CON	11	0608	3	TER BRD	19	0613	3	TERMNL
3	0608	3	SCREW	12	0608	3	WASHER	20	0608	3	TERM BRD
4	0608	3	SPACER	13	0608	3	NUT	21	0608	3	LOCKINUT
5	0608	3	SCREW	14	0613	3	TERMNL	22	0608	3	WASHER
6	0608	3	WASHER	15	0613	3	WIRE	23	0608	3	WASHER
7	0608	3	BRACKET	16	0613	3	WIRE	24	0608	3	JUN BOX
8	0613	3	WIRE	17	0613	3	TERMNL	25	0613	3	TERMNL
9	0608	3	BOLT								



MSC 3810-206-35P/46

Figure No. 93. Lights

LEGEND TO PARTS, FIGURE 93

ITEM NO	FUNCT GROUP	APPL PARTS	ITEM NAME	ITEM NO	FUNCT GROUP	APPL PARTS	ITEM NAME
1	0609	3	LIGHT	8	0609	3	RETAINR
2	0609	3	SCREW	9	2202	3	LAMP
3	0609	3	WASHER	10	2202	3	LIGHT
4	0609	3	SCREW	11	0609	3	BOLT
5	0609	3	PLATE	12	0609	3	BRACKET
6	0609	3	LAMP UN	13	0609	3	NUT
7	0609	3	PACKING	14	0609	3	NUT

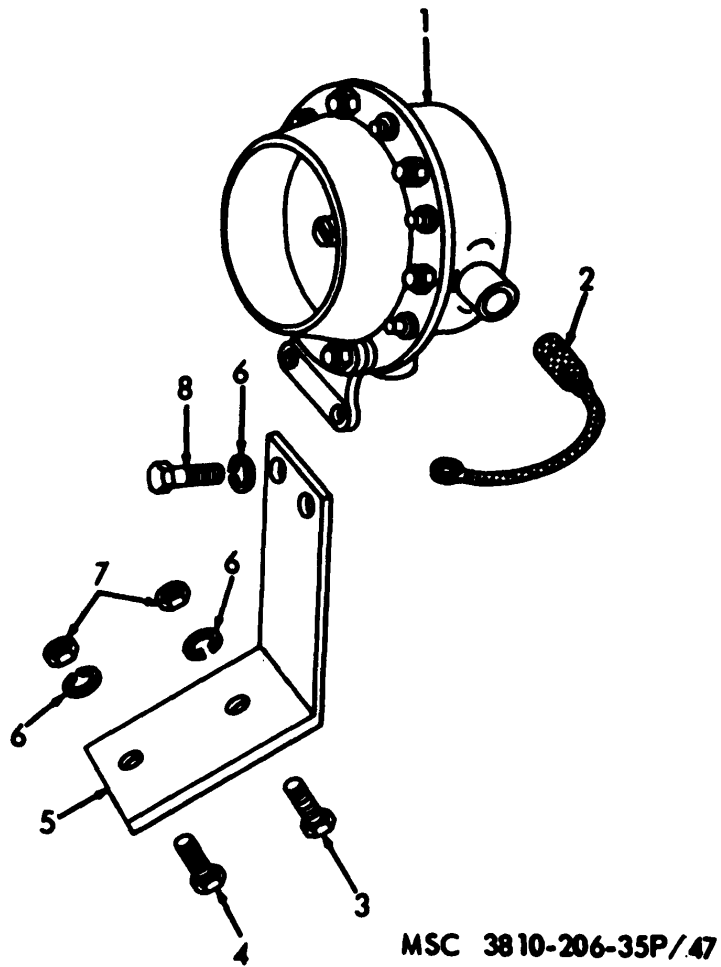
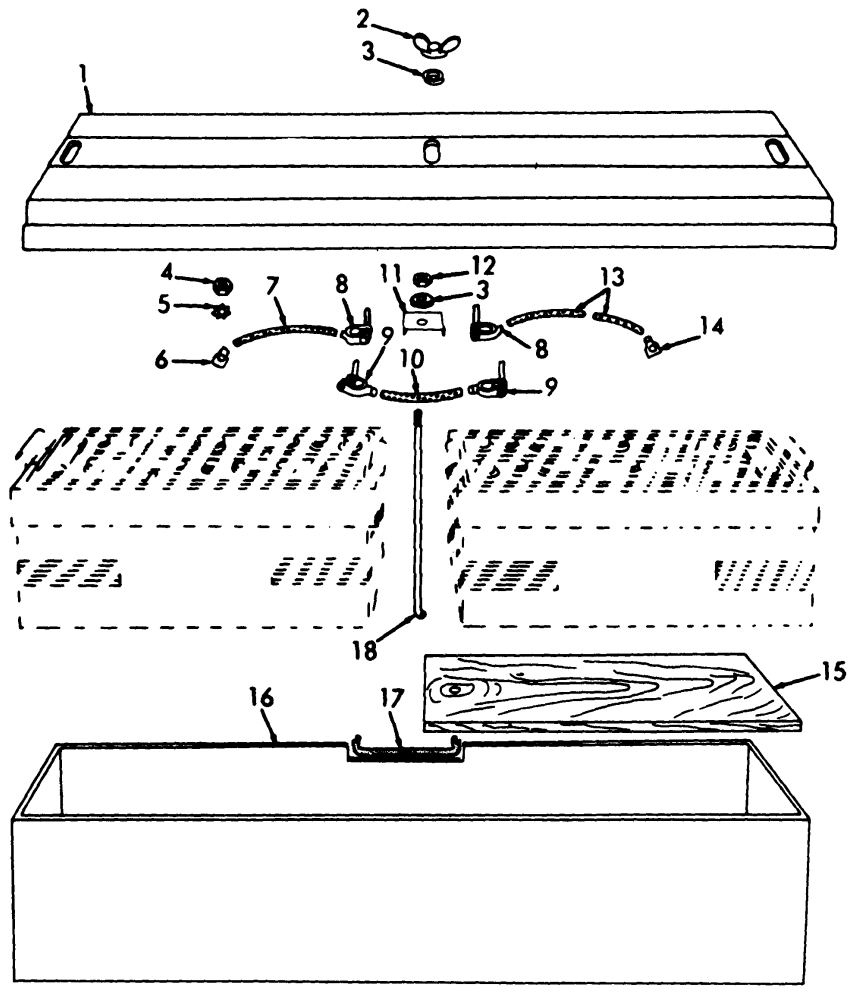


Figure No. 94. Horn

LEGEND TO PARTS, FIGURE 94

ITEM NO	FUNCT GROUP	APPL PARTS	ITEM NAME
1	0611	3	HORN
2	0601	3	CONNCTR
3	0611	3	SCREW
k	0611	3	SCREW
5	0611	3	BRACKET
6	0611	3	WASHER
7	0611	3	NUT
8	0611	3	SCREW

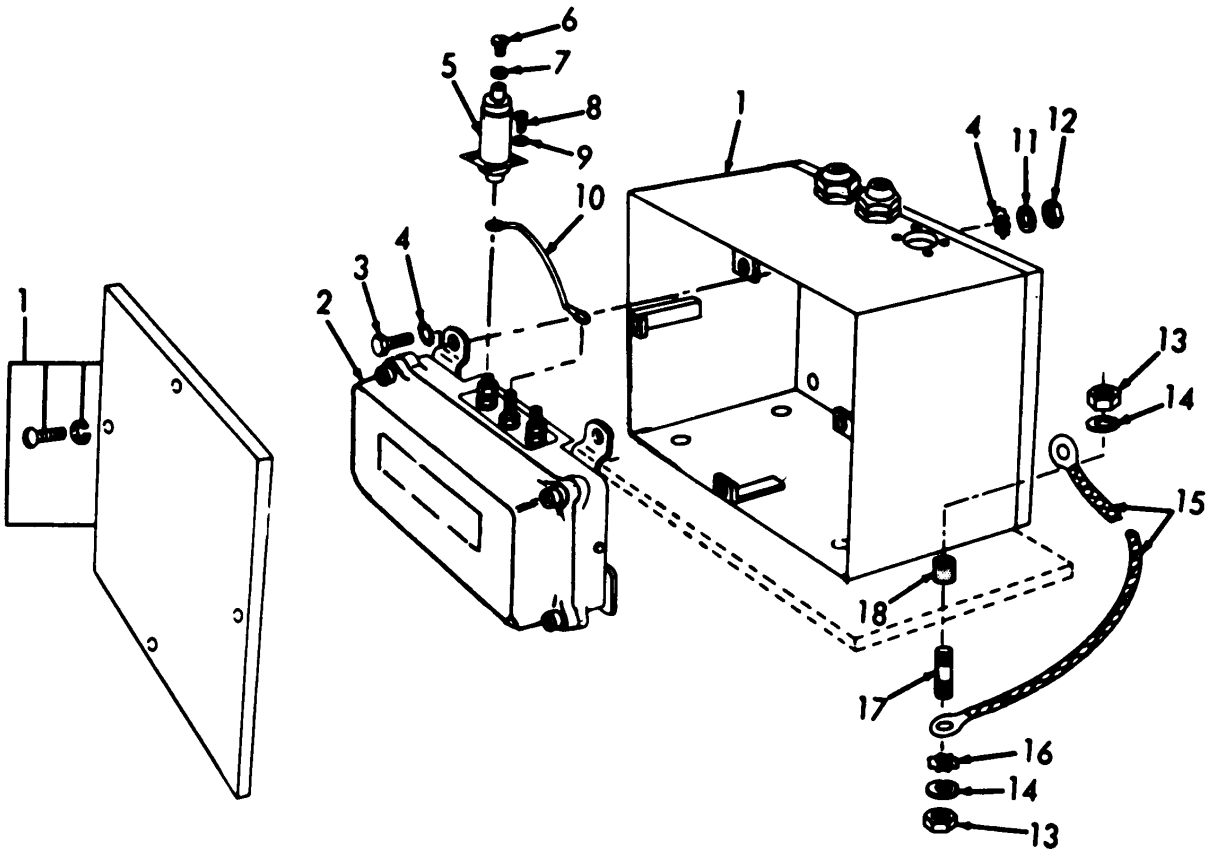


MSC 3810-206-35P/48

Figure No. 95. Battery Box, Cables And Cover

LEGEND TO PARTS, FIGURE 95

ITEM NO	FUNCT GROUP	APPL PARTS	ITEM NAME	ITEM N3	FUNCT GROUP	APPL PARTS	ITEM NAME	ITEM NO	FUNCT GROUP	APPL PARTS	ITEM NAME
1	0612	3	COVER	7	0612	3	LEAD	13	0612	3	LEAD
2	0612	3	NUT	8	0612	3	TERMNL	14	0612	3	TERMNL
3	0612	3	WASHER	9	0612	3	TERMNL	15	06012	3	FLOOR
4	0612	3	NUT	10	0612	3	LEAD	16	0612	3	ENCLSRE
5	0612	3	WAS4ER	11	0612	3	CLAMP	17	0612	3	RUBBER
6	0612	3	TERMNL	12	0612	3	NUT	18	0612	3	BOLT

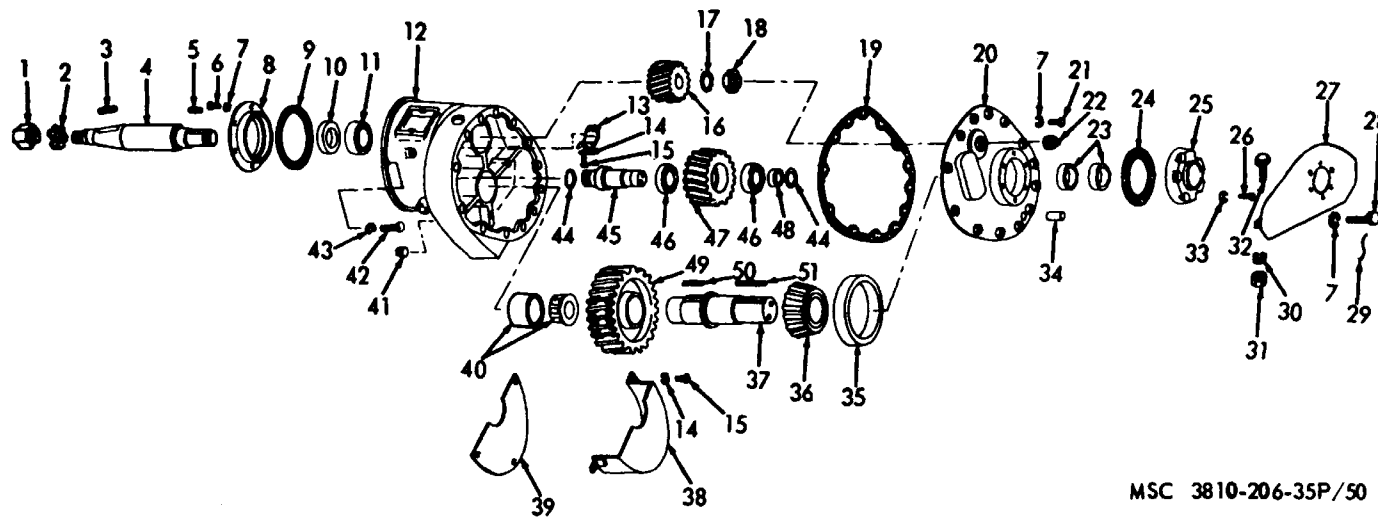


MSC 38 10-206-35P/49

Figure No. 96. Generator Regulator

LEGEND TO PARTS, FIGURE 96

ITEM NO	FUNCT GROUP	APPL PARTS	ITEM NAME	ITEM NO	FUNCT GROUP	APPL PARTS	ITEM NAME
1	0615	3	SHD KIT	10	0615	3	LEAD
2	0602	3	REGULATR	11	0602	3	WASHER
3	0602	3	BOLT	12	0602	3	NUT
4	0602	3	WASHER	13	0615	3	NUT
5	0615	3	CAPCTR	14	0615	3	WASHER
6	0615	3	SCREW	15	0615	3	STRAP
7	0615	3	WASHER	16	0615	3	WASHER
8	0615	3	SCREW	17	0615	3	STUD
9	0615	3	WASHER	18	0615	3	MOUNT



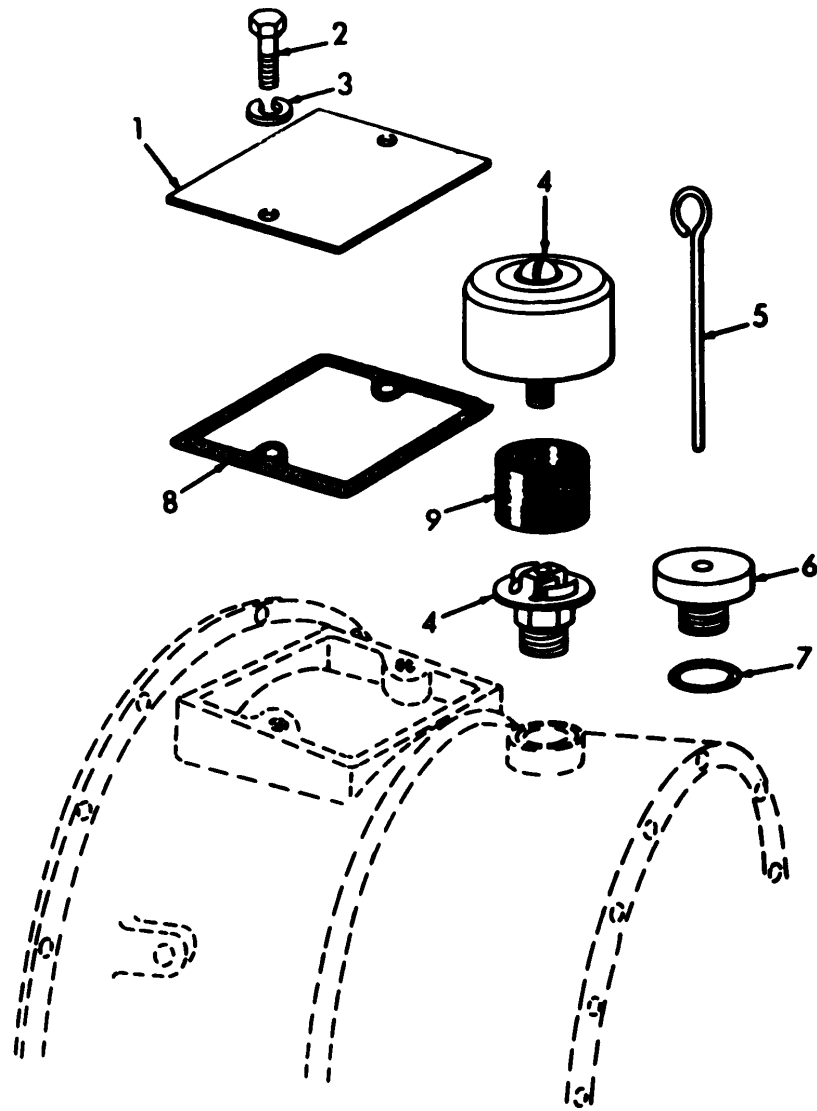
MSC 3810-206-35P/50

Figure No. 97. Power Transfer

LEGEND TO PARTS, FIGURE 97

ITEM NO	FUNCT GROUP	APPL PARTS	ITEM NAME	ITEM NO	FUNCT GROUP	APPL PARTS	ITEM NAME	ITEM NO	FUNCT GROUP	APPL PARTS	ITEM NAME
1	0801	3	NUT	18	0801	3	NUT	35	0801	3	CUP
2	0801	3	WASHER	19	0801	3	GASKET	36	0801	3	CN-RLRS
3	0801	3	KEY	20	0801	3	COVER	37	0801	3	SHAFT
4	0801	3	SHAFT	21	0801	3	SCREW	38	0801	3	PAN
5	0801	3	KEY	22	0801	3	PLUG	39	0801	3	PLATE
6	0801	3	SCREW	23	0801	3	SEAL	40	0801	3	BEARING
7	0801	3	WASHER	24	0801	3	GASKET	41	0801	3	PLUG
8	0801	3	RETAINR	25	0801	3	PLATE	42	0801	3	SCREW
9	0801	3	GASKET	26	0801	3	SCREW	43	0801	3	WASHER
10	0801	3	SEAL	27	0801	3	SUPPORT	44	0801	3	PACKING
11	0801	3	BEARING	28	0801	3	SCREW	45	0801	3	SHAFT
12	0801	3	HOUSING	29	0801	3	WIRE	46	0801	3	BEARING
13	0801	3	BAFFLE	30	0801	3	WASHER	47	0801	3	GEAR
14	0801	3	SCREW	31	0801	3	NUT	48	0801	3	SPACER
15	0801	3	WASHER	32	0801	3	SCREW	49	0801	3	GEAR
16	0801	3	GEAR	33	0801	3	WASHER	50	0801	3	KEY
17	0801	3	WASHER	34	0801	3	PIN	51	0801	3	KEY



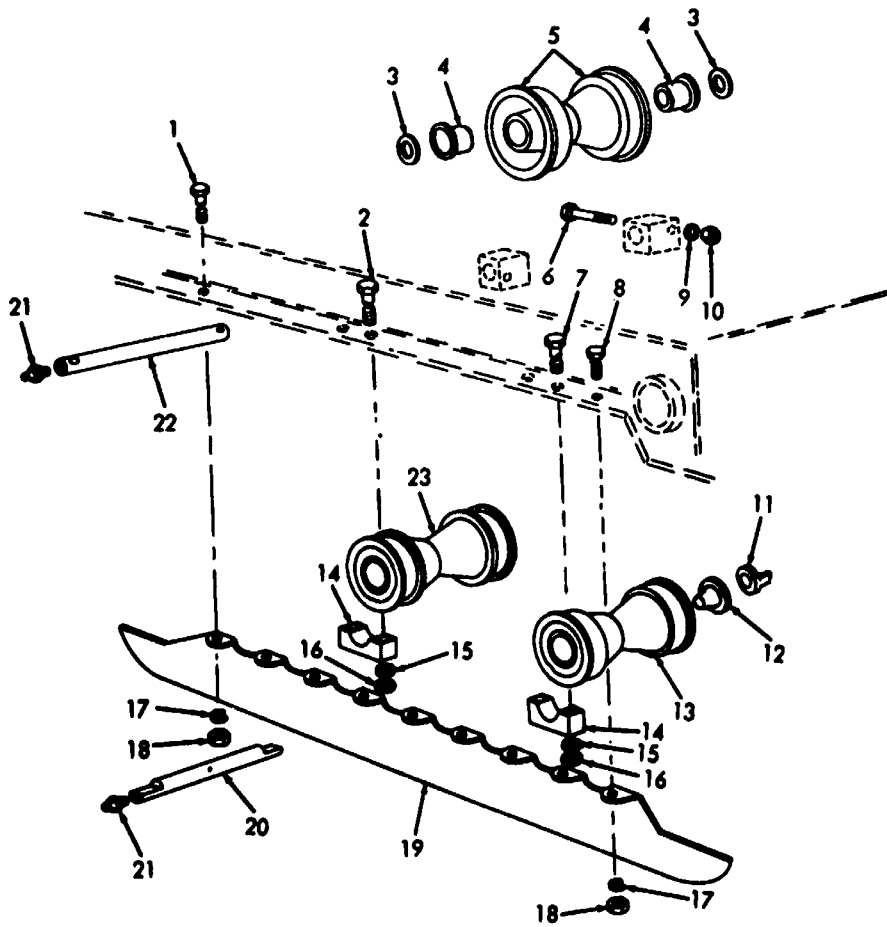


**MSC 38 10-206-35P/51**

Figure No. 98. Power Take-Off Cover Plate And Oil Gauge

**LEGEND TO PARTS, FIGURE 98**

ITEM NO	FUNCT GROUP	APPL PARTS	ITEM NAME	ITEM NO	FUNCT GROUP	APPL PARTS	ITEM NAME
1	0801	3	PLATE	6	0801	3	PLUG
2	0801	3	SCREW	7	0801	3	PACKING
3	0801	3	WASHER	8	0801	3	GASKET
4	0804	3	FILTER	9	0804	3	FIL ELM
5	1702	3	INDCTR				

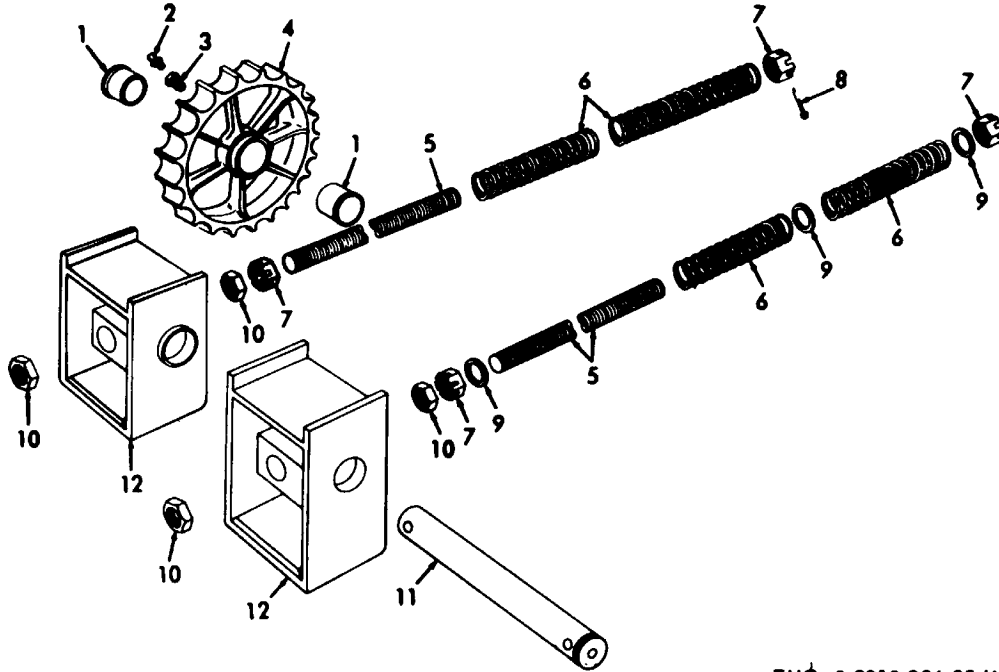


MSC 3810-206-35P/52

Figure No. 99. Track Support Rollers And Brackets

LEGEND TO PARTS, FIGURE 99

ITEM NO.	FUNCT GROUP	APPL PARTS	ITEM NAME	ITEM NO	FUNCT GROUP	APPL PARTS	ITEM NAME	ITEM NO	FUNCT GROUP	APPL PARTS	ITEM NAME
1	1501	3	SCREW	9	1302	3	WASHER	17	1501	3	WASHER
2	1302	3	BOLT	10	1302	3	NUT	18	1501	3	NUT
3	1302	3	WASHER	11	1302	3	BEARING	19	1501	3	GUARD
b	1302	3	BEARING	12	1302	3	BEARING	20	1302	3	SHAFT
5	1302	3	ROLLER	13	1302	3	ROLLER	21	1302	3	FITTING
6	1302	3	SCREW	11	1302	3	CLAMP	22	1302	3	SHAFT
7	1a02	3	SCREW	15	1302	3	WASHER	23	1302	3	ROLLER
6	1501	3	SCREW	16	1302	3	NUT				



EMC 5-3810-206-35/63

Figure No. 100. Track Idlers And Brackets

LEGEND TO PARTS, FIGURE 100

ITEM NO	FUNCT GROUP	APPL PARTS	ITEM NAME	ITEM NO	FUNCT GROUP	APPL PARTS	ITEM NAME
1	1303	3	BEARING	7	1303	3	NUT
2	1303	3	FITTING	8	1303	3	PIN
3	1303	3	BUSHING	9	1303	3	WASHER
4	1303	3	SPKT WH	10	1303	3	NUT
5	1303	3	ROD	11	1303	3	SHAFT
6	1303	3	SPRING	12	1303	3	BLOCK

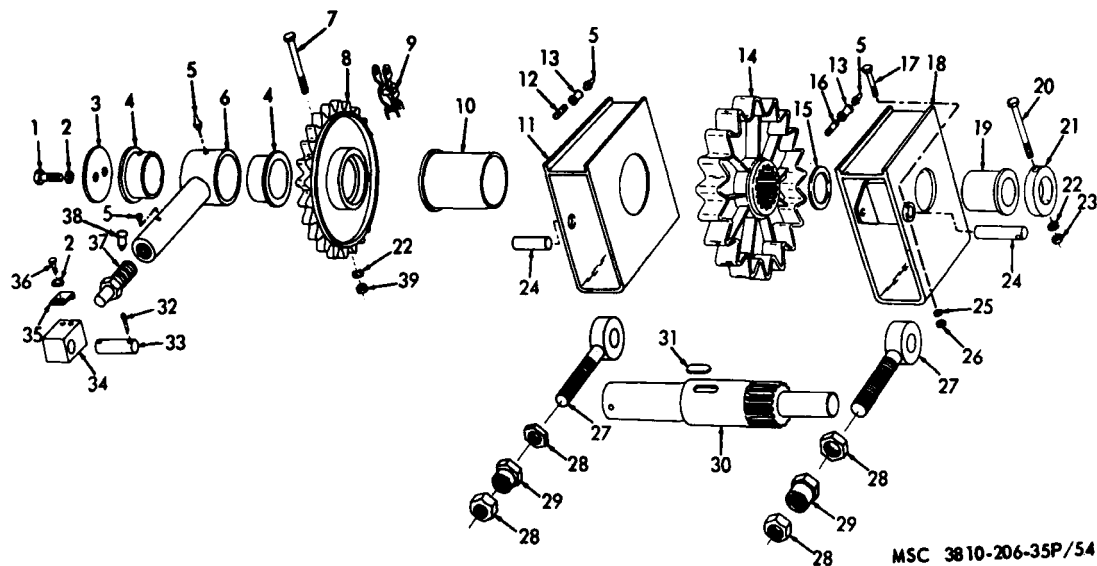
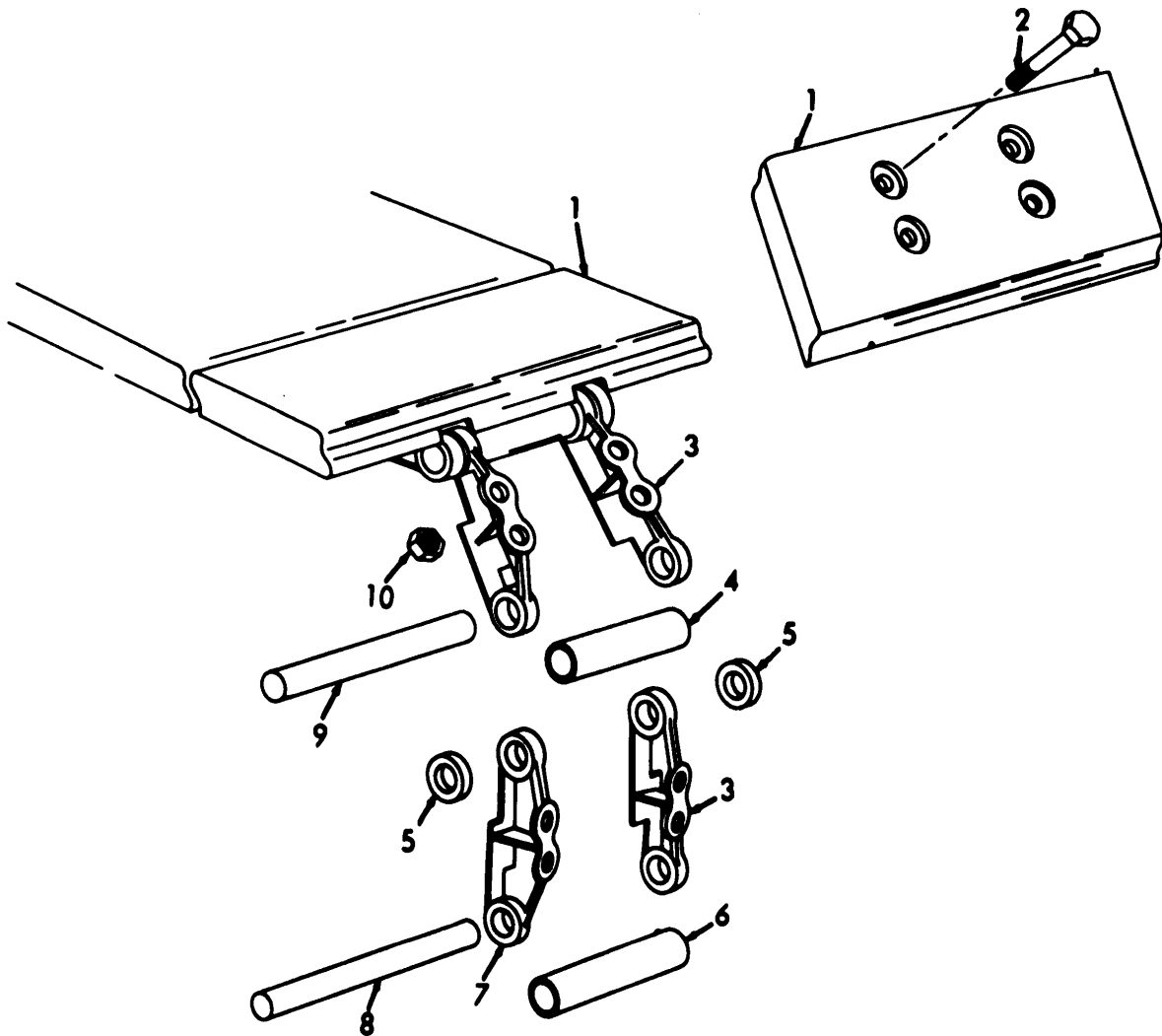


Figure No. 101. Track Drive Sprockets

LEGEND TO PARTS, FIGURE 101

ITEM NO	FUNCT GROUP	APPL PARTS	ITEM NAME	ITEM NO	FUNCT GROUP	APPL PARTS	ITEM NAME
1	1304	3	SCREW	21	1304	3	COLLAR
2	1304	3	WASHER	22	1304	3	WASHER
3	1304	3	END PLT	23	1304	3	NUT
4	1304	3	BEARING	24	1304	3	PIN
5	1304	3	FITTING	25	1304	3	WASHER
6	1304	3	FEARING	26	1304	3	NUT
7	1304	3	BOLT	27	1304	3	BOLT
8	1304	3	SPROCKT	28	1304	3	NUT
9	1304	3	CHAIN	29	1304	3	NUT
10	1314	3	BEARING	30	1304	3	SHAFT
11	1304	3	BLOCK	31	1304	3	KEY
12	1304	3	NIPPLE	32	1304	3	PIN
13	1304	3	COUPLNG	33	1304	3	PIN
14	1304	3	SPROCKT	34	1304	3	BRACKET
15	1304	3	WASH ER	35	1304	3	PLATE
16	1304	3	NIPPLE	36	1304	3	SCREW
17	1304	3	SCREW	37	1304	3	BOLT
18	1304	3	BLOCK	38	1304	3	BUSHING
19	1304	3	BEARING	39	1304	3	MOUNTING
20	1304	3	BOLT				



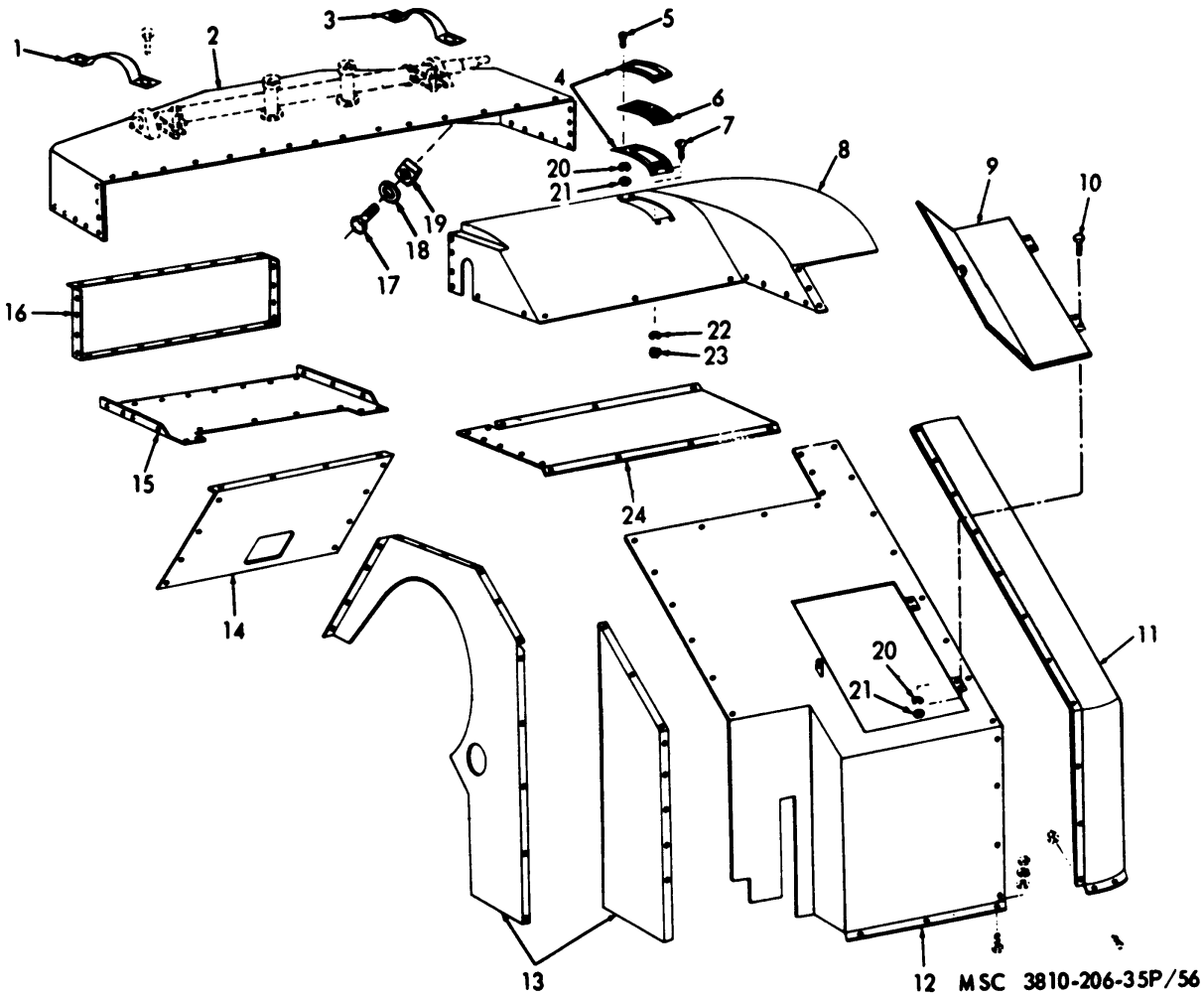
**MSC 3810-206-35P/55**

Figure No, 102. Track

**LEGEND TO PARTS, FIGURE 102**

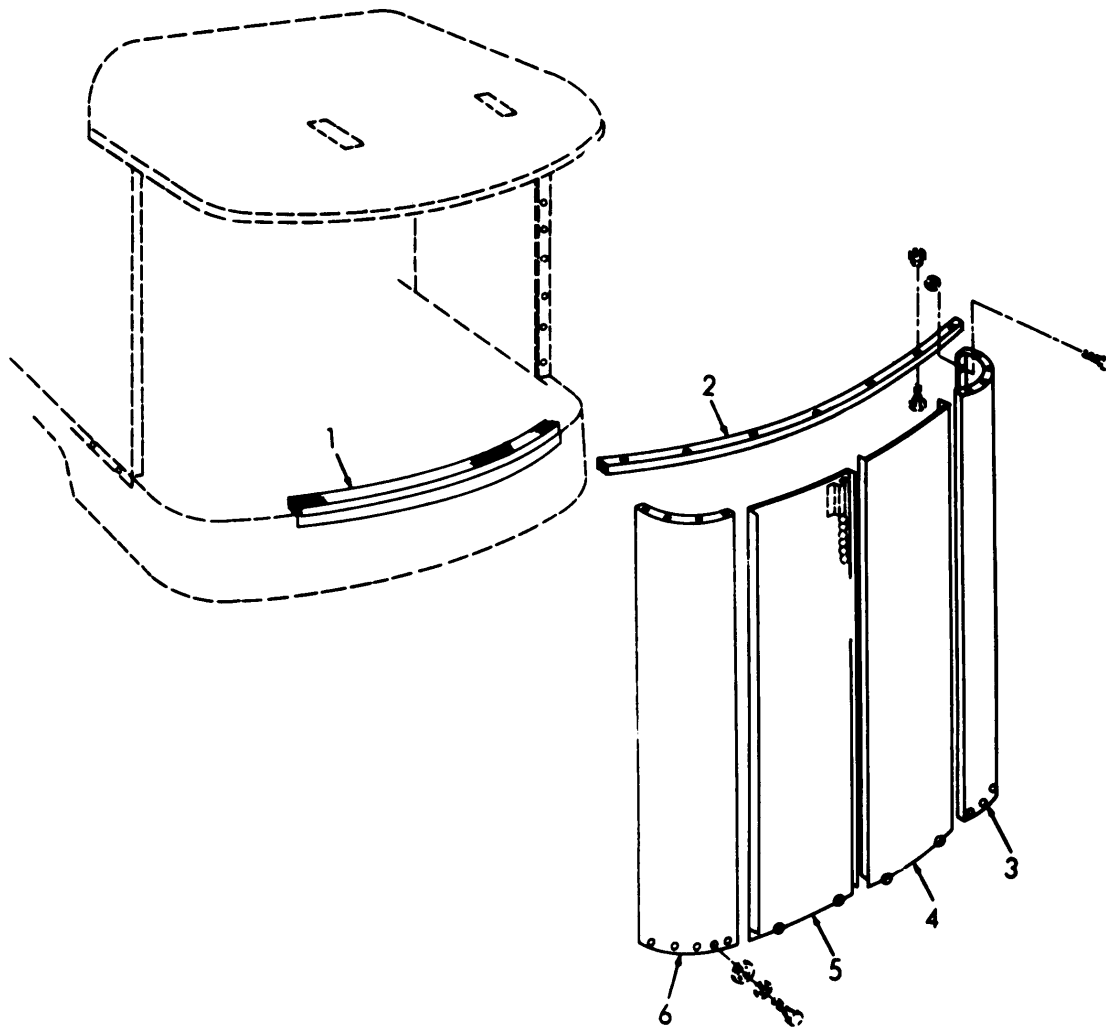
ITEM NO	FUNCT GROUP	APPL PARTS	ITEM NAME	ITEM NO	FUNCT GROUP	APPL PARTS	ITEM NAME
1	1305	3	TK SHOE	6	1305	3	BUSHING
2	1305	3	BOLT	7	1305	3	BAR
3	1305	3	BAR	8	1305	3	PIN
4	1305	3	BUSHING	9	1305	3	PIN
5	1305	3	WASHER	10	1305	3	NUT

LEGEND TO PARTS, FIGURE 103



ITEM NO	FUNCT GROUP	APPL PARTS	ITEM NAME
1	1801	3	COVER
2	1801	3	PANEL
3	1801	3	COVER
4	1801	3	COVER
5	1801	3	BOLT
6	1801	3	GASKET
7	1801	3	BOLT
8	1801	3	PAN EL
9	1801	3	DOOR
10	1801	3	BOLT
11	1801	3	POST
12	1801	3	PANEL
13	1801	3	PANEL
14	1801	3	PANEL
15	1801	3	GUARD
16	1801	3	PANEL
17	1801	3	SCREW
18	1801	3	WASHER
19	1801	3	NUT
20	1801	3	WASH R
21	1801	3	NUT
22	1801	3	WASHER
23	1801	3	NUT
24	1801	3	PANEL

Figure No. 103. Rear Canopy, Covers, And Cab Door

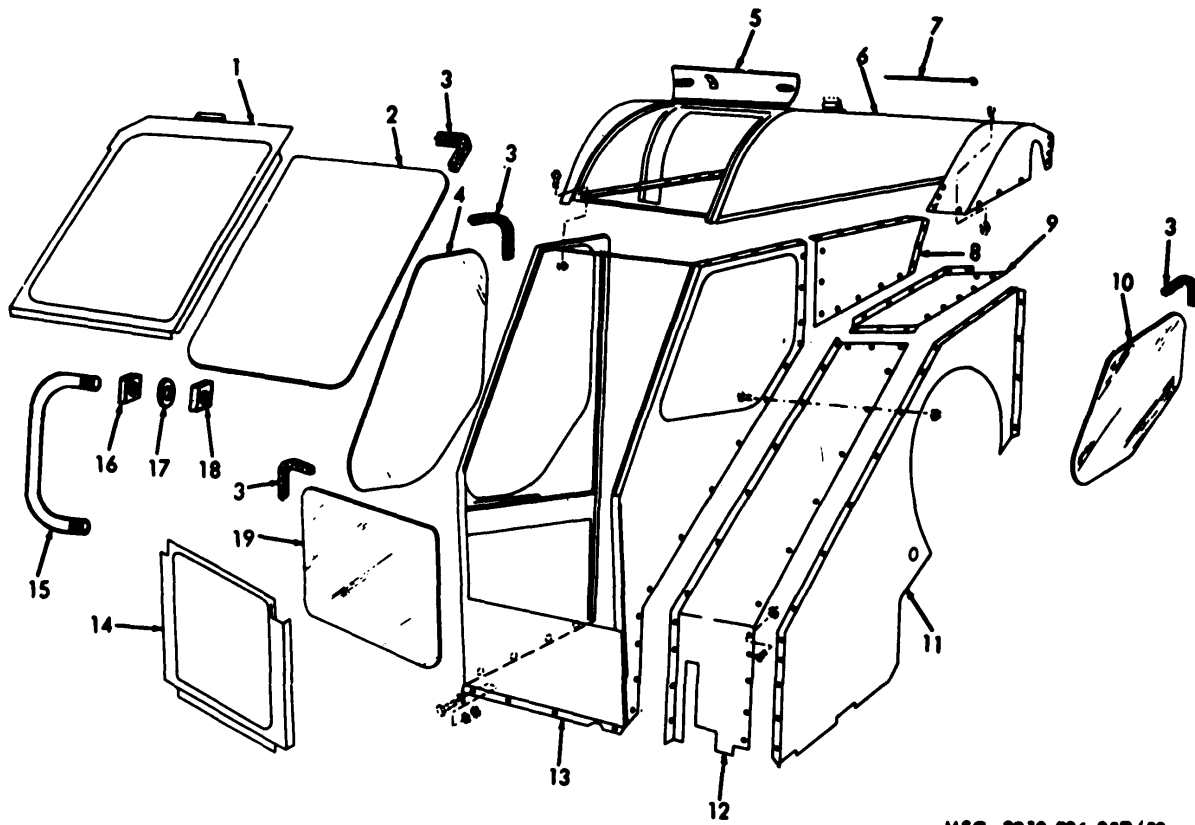


EMC 5-3810-206-20P/34

Figure No. 104. Rear Sliding Cab Doors, Panels, And Guides

**LEGEND TO PARTS, FIGURE 104**

ITEM NO	FUNCT GROUP	APPL PARTS	ITEM NAME
1	1801	3	GUIDE
2	1801	3	GUIDE
3	1801	3	PANEL
4	1801	3	DOOR
5	1801	3	DOOR
6	1801	3	PANEL



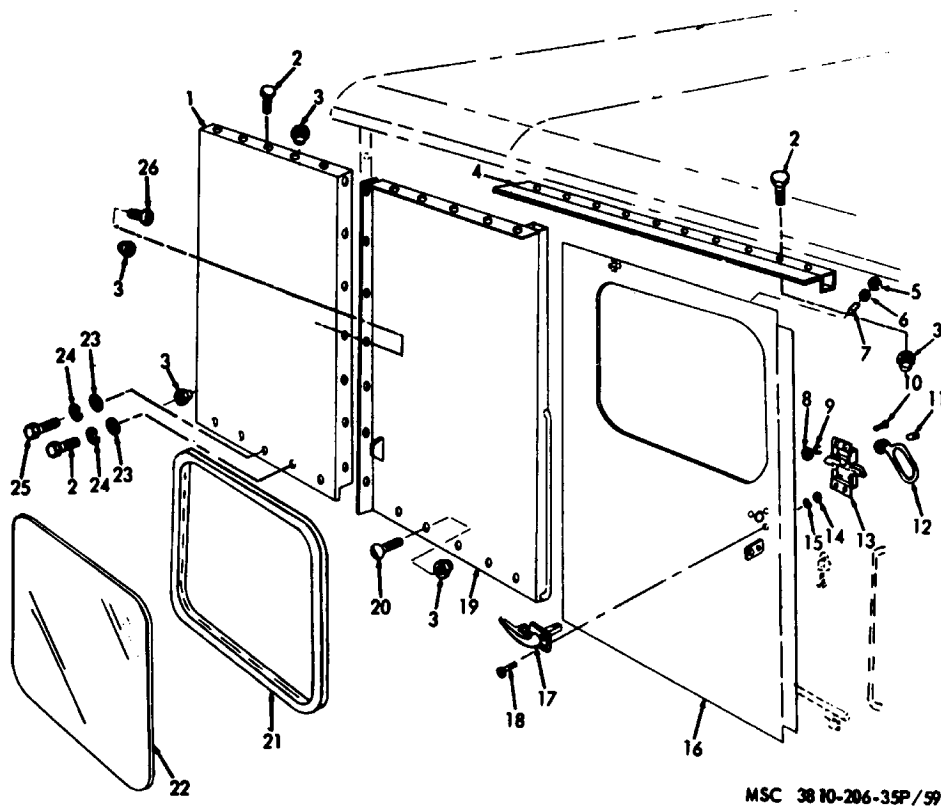
MSC 3810-206-35P/58

Figure No. 105. Front Panels, Windows, And Operating Cab

LEGEND TO PARTS, FIGURE 105

ITEM NO	FUNCT GROUP	APPL PARTS	ITEM NAME	ITEM NO	FUNCT GROUP	APPL PARTS	ITEM NAME	ITEM NO	FUNCT GROUP	APPL PARTS	ITEM NAME
1	1801	3	WDW FME	8	1801	3	PANEL	14	1801	3	WDW FME
2	1801	3	WDW FME	9	1801	3	PANEL	15	1801	3	HO RAIL
8	1801	3	WOW CHN	10	1801	3	PANEL	16	1801	3	NUT
4	1801	3	WOW GLS	11	1801	3	PANEL	17	IB01	3	WA8HO
5	1801	8	PANEL	12	1801	3	PANEL	18	1601	3	NUT
6	1801	3	PANEL	11	1801	3	CAB	19	1801	3	WDW GLD
7	1801	3	BAR								





MSC 38 10-206-35P/99

Figure No. 106 Right Hand Sliding Door, Window, And Panels

LEGEND TO PARTS, FIGURE 106

ITEM NO.	FUNCT GROUP	APPL PARTS	ITE4 NAME	ITEM NO	FUNCT GROUP	APPL PARTS	ITEM NAME	ITEM NO	FUNCT GROUP	APPL PARTS	ITEM NAME
1	1801	3	PLATE	10	1801	3	SCREW	19	1801	3	PANEL
2	1801	8	BOLT	11	1801	3	PIN	20	1801	3	SCREW
3	1801	3	NUT	12	1801	8	HANDLE	21	1801	3	CHANNEL
4	1801	3	GUIDE	13	1801		LATCH	22	1801	3	GLASS
5	1801	3	BEARING	1b	1801	3	NUT	23	1801	3	WASHER
6	1801	3	WASHER	15	1801	3	WASHER	24	1801	3	WASHER
7	1801	3	PIN	16	1801	8	DOOR	25	1801	3	SCREW
8	1801	3	NUT	17	1801	8	HANDLE	26	1801	3	SCREW
9	1801	3	WASHER	18	1801	3	SCREW				

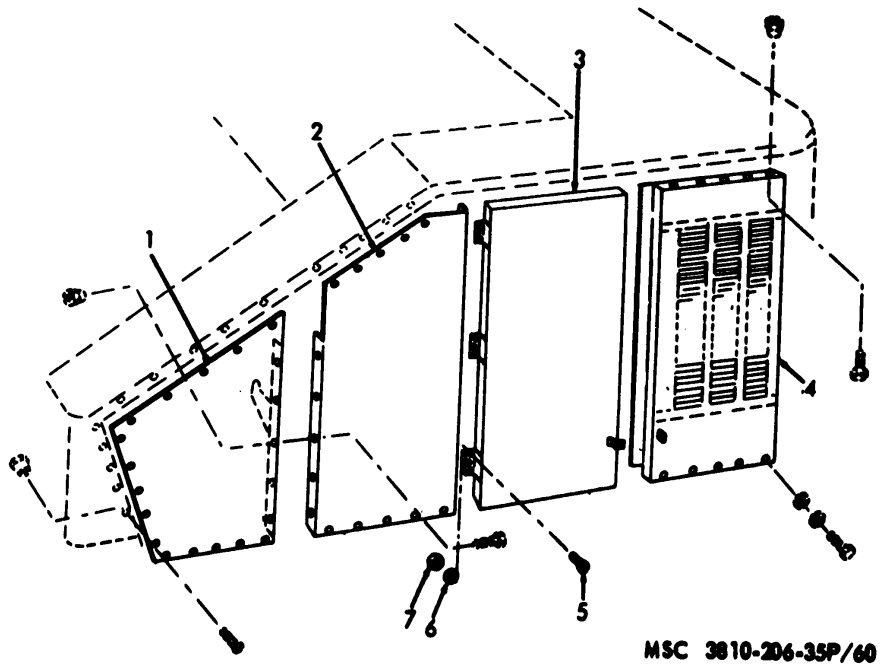
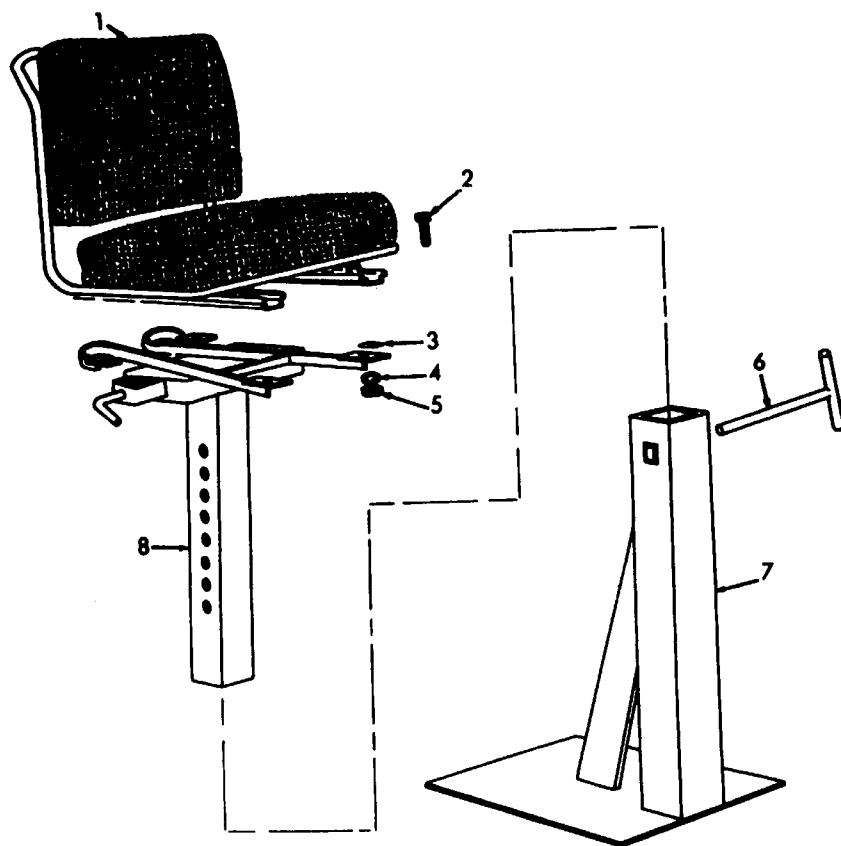


Figure No. 107. Left Hand Swinging Door, Panels, And Louver

**LEGEND TO PARTS, FIGURE 107**

ITEM NO	FUNCT GROUP	APPL PARTS	ITEM NAME
1	1801	9	PANEL
2	1801	8	PANEL
3	1801	3	DOOR
k	1801	3	LOUVER
5	1801	3	SCREW
6	1801	3	WASHER
7	1801	3	NUT

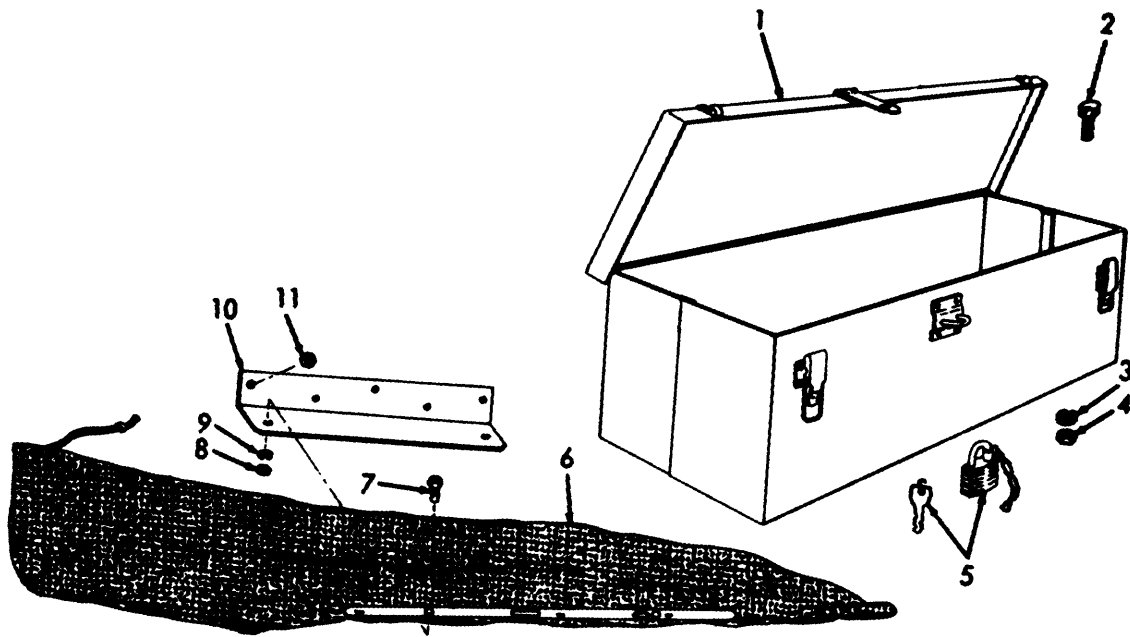


MSC 3810-206-35P/61

Figure No. 108. Seat

LEGEND TO PARTS, FIGURE 108

ITEM NO	FUNCT GROUP	APPL PARTS	ITEM NAME	ITEM NO	FUNCT GROUP	APPL PARTS	ITEM NAME
1	1806	3	SEAT	5	1806	3	NUT
2	1006	3	SCREW	6	1806	3	PIN
3	1806	3	WASHER	7	1806	3	BASE
4	1806	3	WASHER	8	1806	3	FRAME



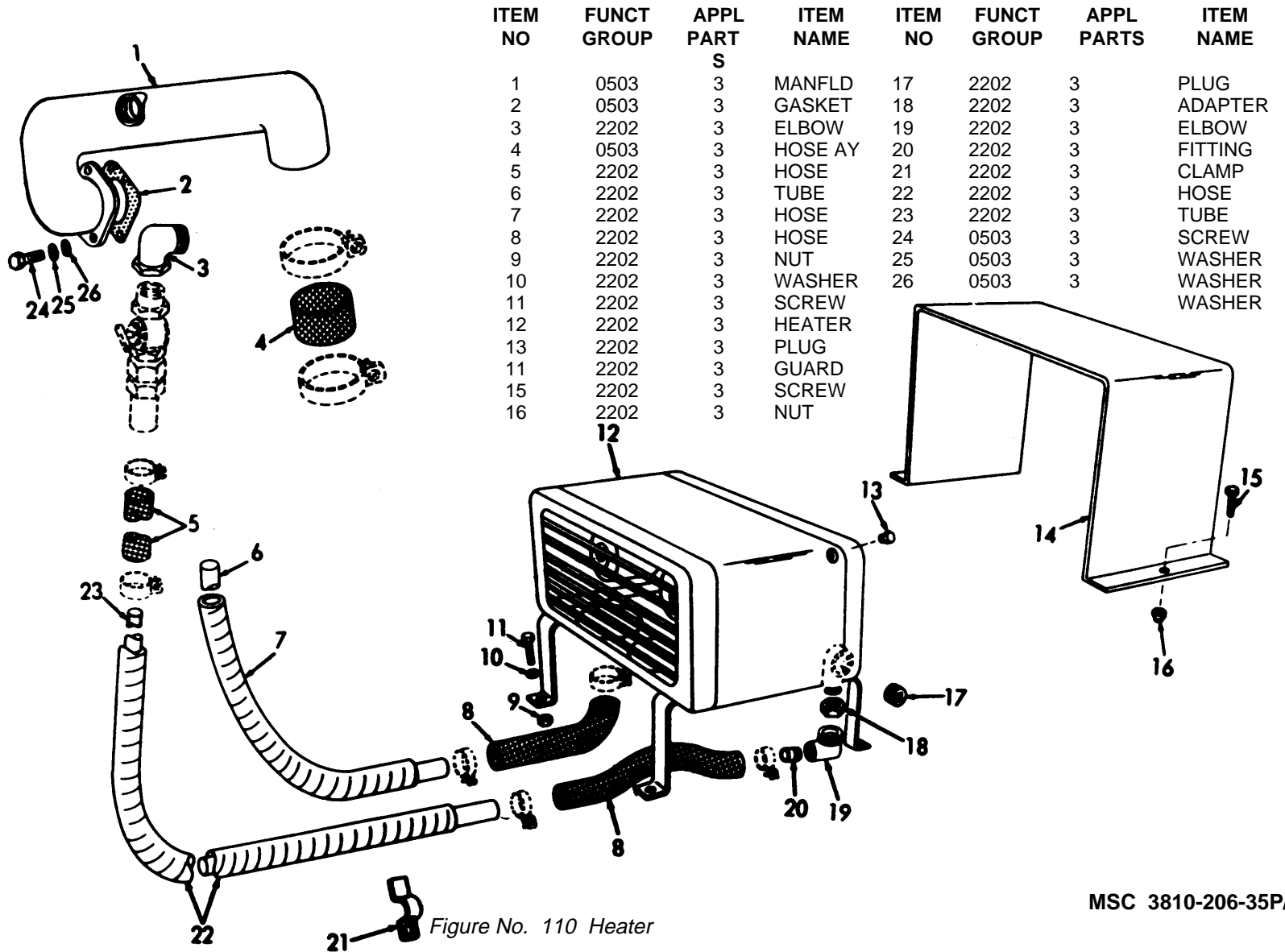
MSC 38 10-206-35P/62

Figure No. 109 Tool Box And Gun Case

LEGEND TO PARTS, FIGURE 109

ITEM NO	FUNCT GROUP	APPL PARTS	ITEM NAME	ITEM NO	FUNCT GROUP	APPL PARTS	ITEM NAME
1	1808	3	BOX	7	1808	3	SCREW
2	1808	3	BOLT	8	1808	3	NUT
3	1808	3	WASHER	9	1808	3	WASHER
4	1808	3	NUT	10	1808	3	BRACKET
5	2202	3	PADLOCK	11	1808	3	NUT
6	1808	3	CASE AY				

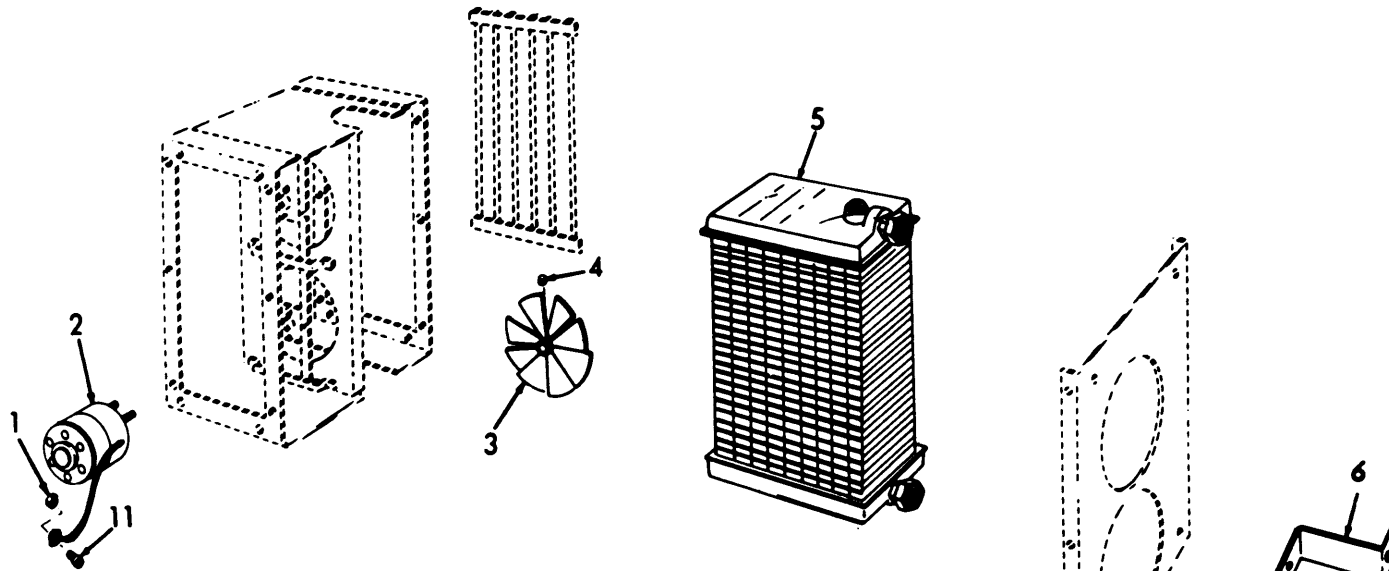
LEGEND TO PARTS, FIGURE 110



ITEM NO	FUNCT GROUP	APPL PART	ITEM NAME	ITEM NO	FUNCT GROUP	APPL PARTS	ITEM NAME
		S					
1	0503	3	MANFLD	17	2202	3	PLUG
2	0503	3	GASKET	18	2202	3	ADAPTER
3	2202	3	ELBOW	19	2202	3	ELBOW
4	0503	3	HOSE AY	20	2202	3	FITTING
5	2202	3	HOSE	21	2202	3	CLAMP
6	2202	3	TUBE	22	2202	3	HOSE
7	2202	3	HOSE	23	2202	3	TUBE
8	2202	3	HOSE	24	0503	3	SCREW
9	2202	3	NUT	25	0503	3	WASHER
10	2202	3	WASHER	26	0503	3	WASHER
11	2202	3	SCREW				WASHER
12	2202	3	HEATER				
13	2202	3	PLUG				
14	2202	3	GUARD				
15	2202	3	SCREW				
16	2202	3	NUT				

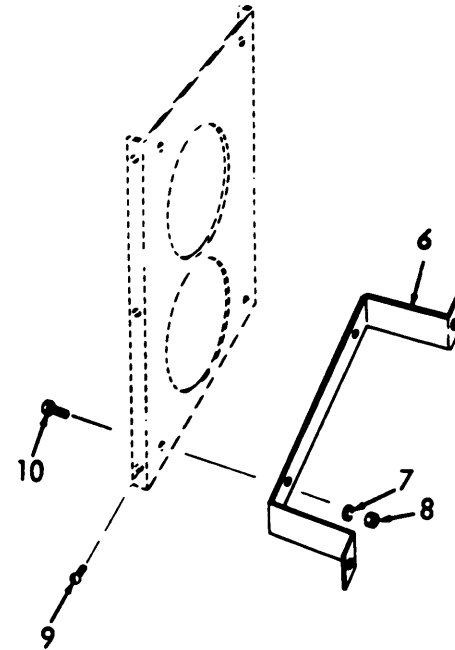
Figure No. 110 Heater

MSC 3810-206-35P/63



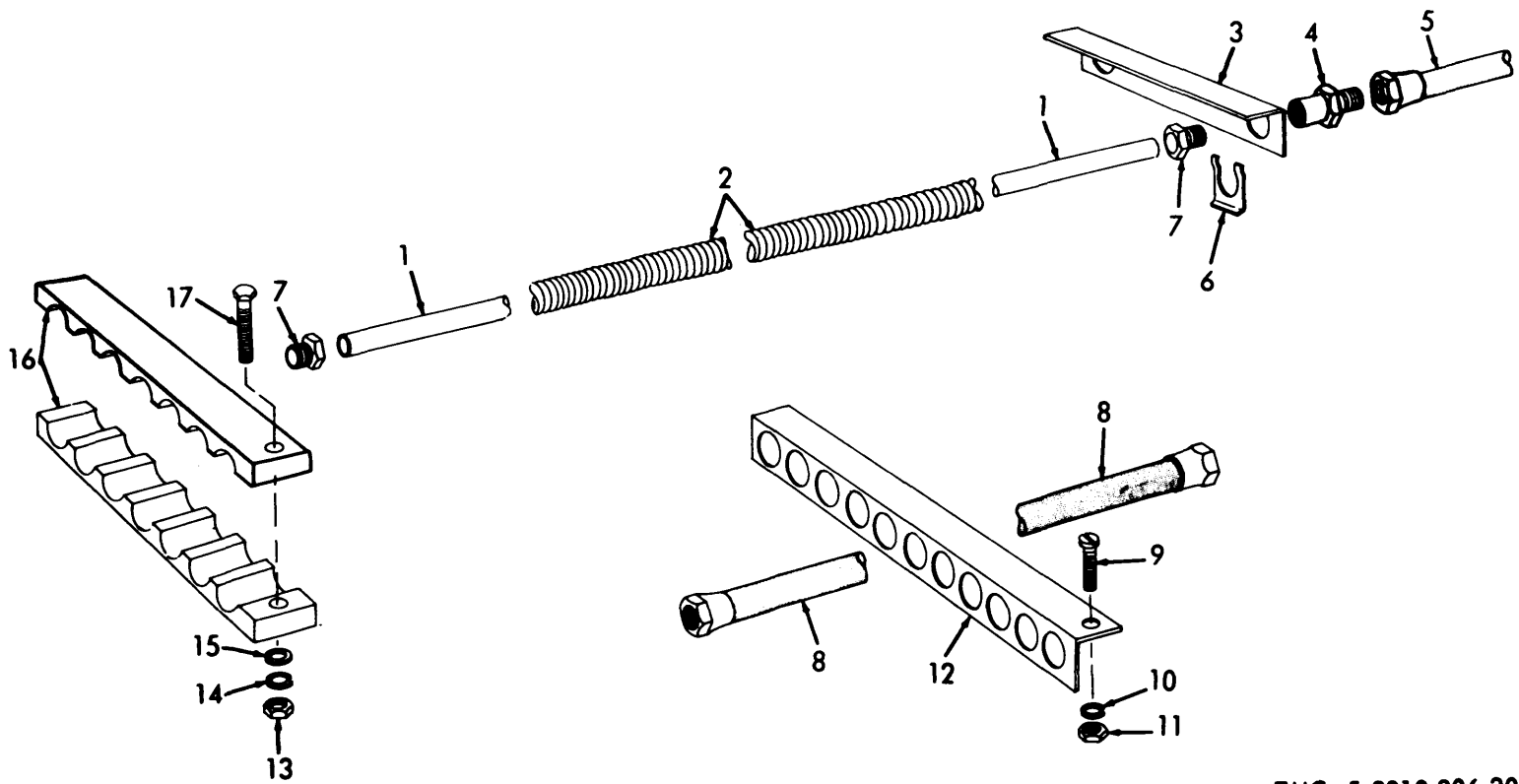
**LEGEND TO PARTS, FIGURE 111**

ITEM NO	FUNCT GROUP	APPL PARTS	ITEM NAME	ITEM NO	FUNCT GROUP	APPL PARTS	ITEM NAME
1	2202	3	NUT	7	2202	3	WASHER
2	2202	3	MOTOR	8	2202	3	NUT
3	2202	3	BLADE	9	2202	3	SCREW
4	2202	3	SETSCRW	10	2202	3	BOLT
5	2202	3	CORE	11	2202	3	SCREW
6	2202	3	BRACKET				



**MSC 3810-206-35P/64**

*Figure No. 111 Heater Components*

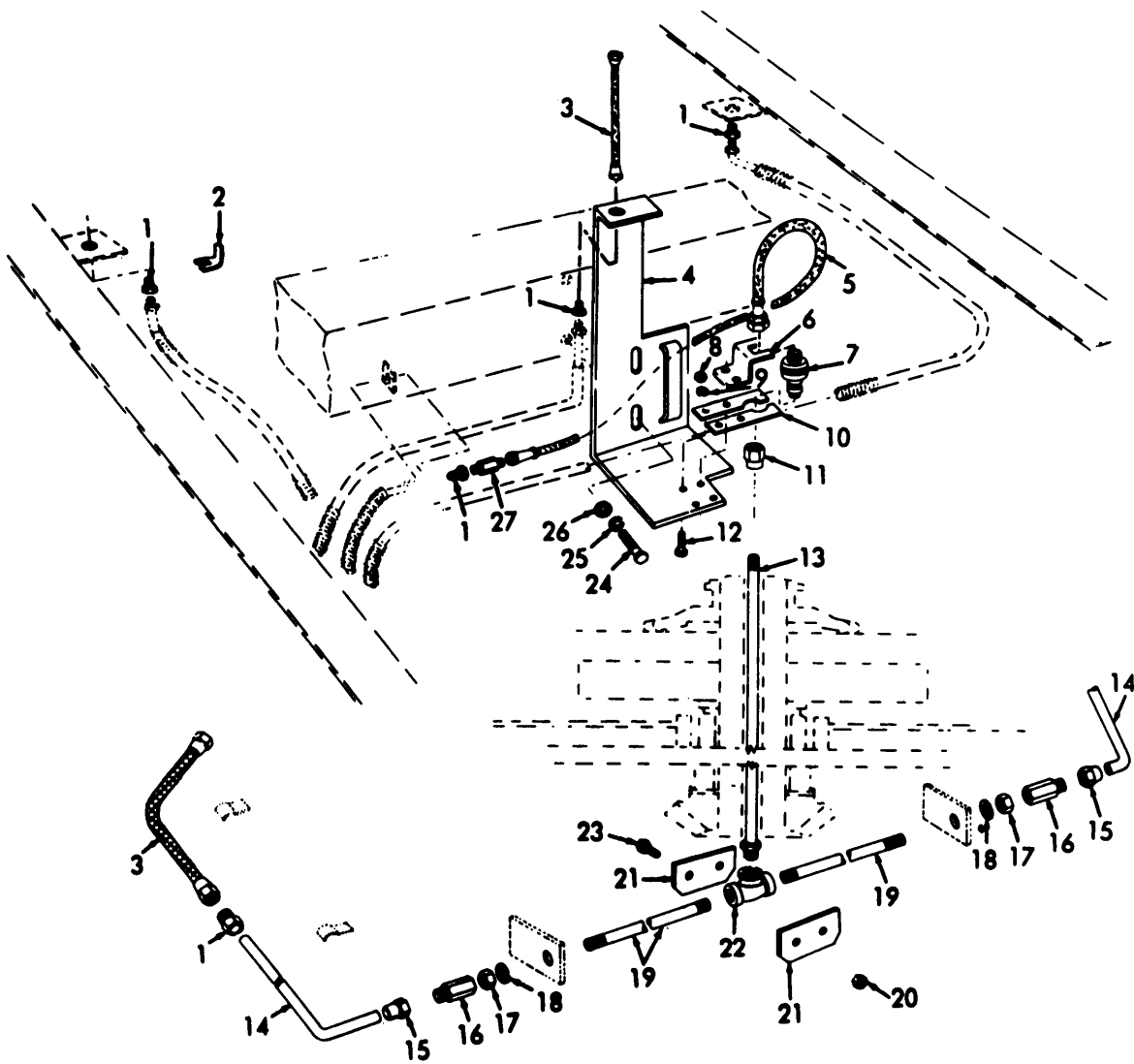


EMC 5-3810-206-20P/42

Figure No. 112 Hydraulic Supply Lines And Brackets

LEGEND TO PARTS, FIGURE 112

ITEM NO	FUNCT GROUP	APPL PARTS	ITEM NAME	ITEM NO	FUNCT GROUP	APPL PARTS	ITEM NAME	ITEM NO	FUNCT GROUP	APPL PARTS	ITEM NAME
1	4301	3	TUBE	7	4301	3	INV NUT	13	4301	3	NUT
2	4301	3	CONDUIT	8	4301	3	HOSE AY	14	4301	3	WASH m
3	4301	3	BRACKET	9	4301	3	BOLT	15	4301	3	WASHER
4	4301	3	ADAPT ER	10	1301	3	WASHER	16	4301	3	CLAMP
5	4301	3	HOSE AY	11	1301	3	NUT	17	4301	3	SCREW
6	4301	3	CLIP	12	1301	3	BRACKET				



MSC 3810-206-35P/66

Figure No. 113. Hydraulic Tubing And Connections

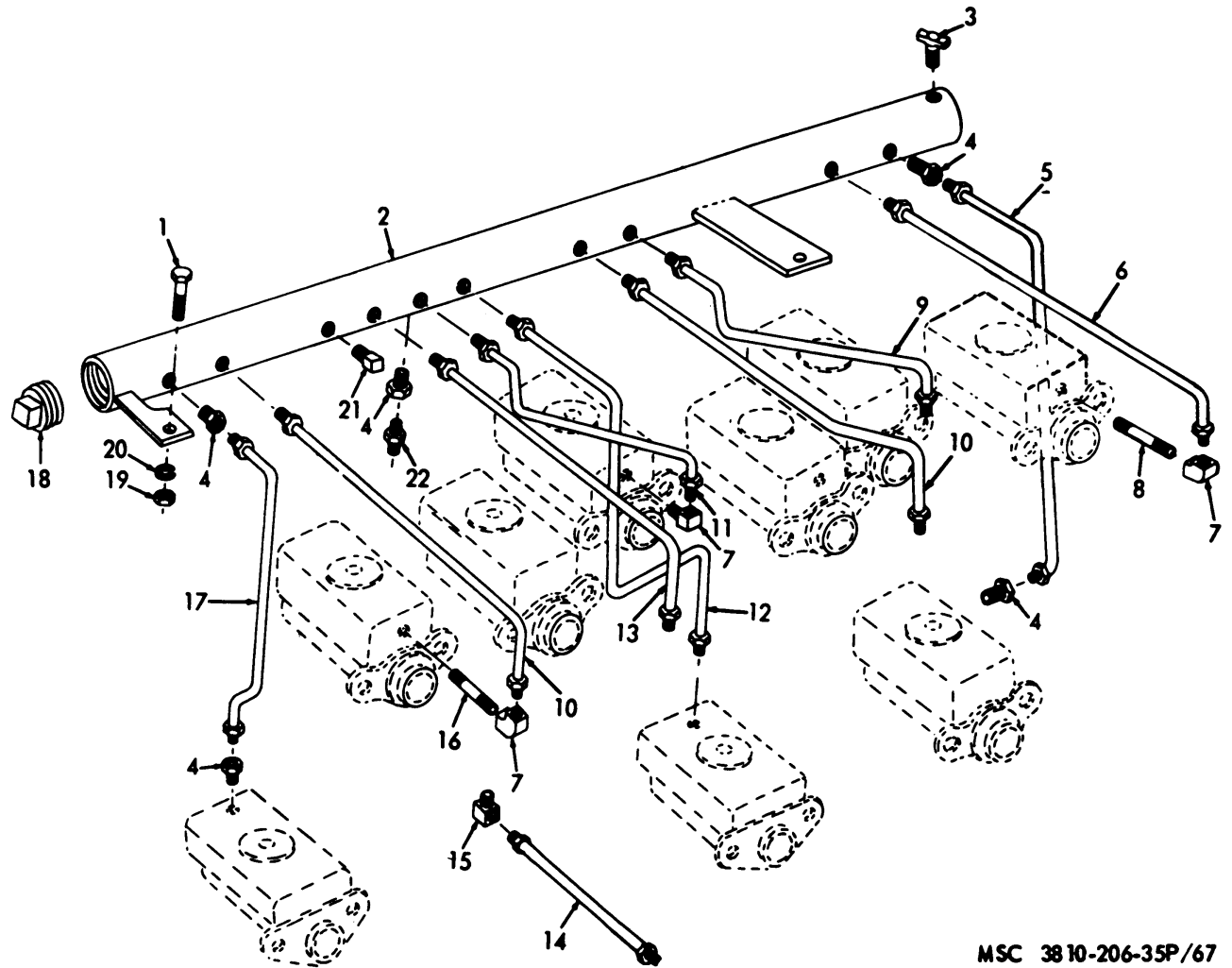
LEGEND TO PARTS, FIGURE 113

ITEM NO.	FUNCT GROUP	APPL PART	ITEM NAME	ITEM NO.	FUNCT GROUP	APPL PARTS	ITEM NAME	ITEM NO.	FUNCT GROUP	APPL PARTS	ITEM NAME
1	4801	3	INV NUT	10	4801	3	PLATE	19	4301	3	PIPE
2	4301	3	CLIP	11	4801	3	REDUCER	20	4301	3	NUT
3	4301	3	HOSE	12	4301	3	BOLT	21	4301	3	PLATE
4	4301	3	BRACKET	18	4301	3	PIPE	22	4301	3	TEE
5	4801	3	HOSE	14	4801	3	TUBE	28	4301	3	BOLT
6	4801	3	PLATE	15	4301	3	NUT	24	4301	3	SCREW
7	4301	3	COUPLNG	16	4301	3	ADAPTER	25	4301	3	WASHER
8	4801	3	NUT	17	4801	3	NUT	26	4301	3	WASHER
9	4801	3	WASHER	18	4801	3	WASHER	27	4301	3	ADAPTER



**LEGEND TO PARTS, FIGURE 114**

ITEM NO.	FUNCT GROUP	APPL PARTS	ITEM NAME
1	4305	3	SCREW
2	4305	3	HEADER
3	4305	3	COCK
4	4301	3	ADAPTER
5	4301	3	TUBE AY
6	4301	3	TUBE AY
7	4301	3	ELBOW
8	4301	3	NIPPLE
9	4301	3	TUBE AY
10	4301	3	TUBE AY
11	4301	3	TUBE AY
12	4301	3	TUBE AY
13	4301	3	TUBE AY
14	4301	3	TUBE AY
15	4301	3	ELBOW
16	4301	3	NIPPLE
17	4301	3	TUBE AY
18	4305	3	PLUG
19	4305	3	NUT
20	4305	3	WASHER
21	4305	3	PLUG
22	4301	3	COUPLNG



**MSC 3810-206-35P/67**

*Figure No. 114. Hydraulic Control header And Lines*

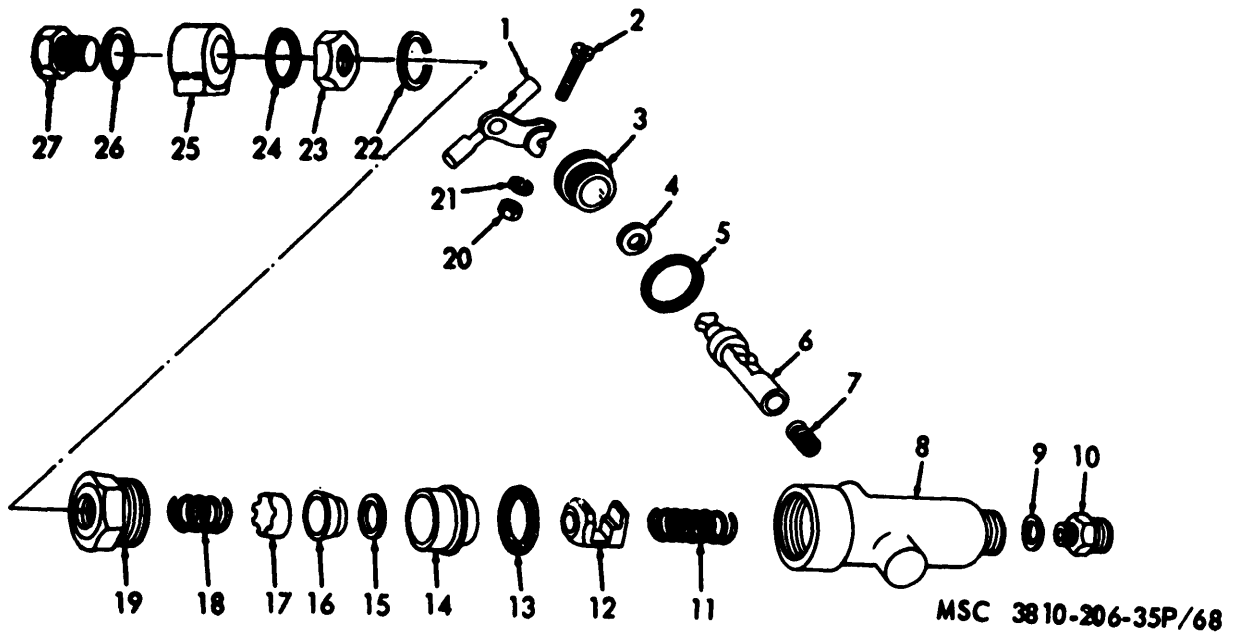
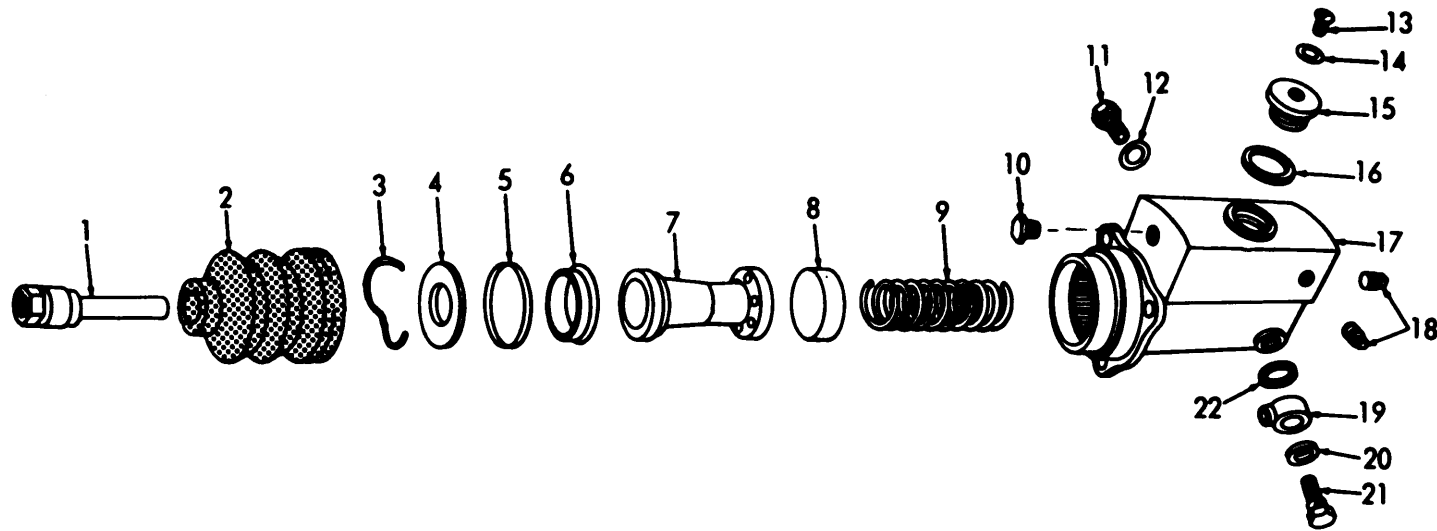


Figure No. 115 Pressure Control Valve

LEGEND TO PARTS, FIGURE 115

ITEM NO.	FUNCT GROUP	APPL PARTS	ITEM NAME	ITEM NO.	FUNCT GROUP	APPL PARTS	ITEM NAME
1	4305	3	LEVER	15	4305	3	PROTETR
2	4305	3	SCREW	16	4305	3	CUP
3	4305	3	PLUG	17	4305	3	CUP
4	4305	3	WASHER	18	4305	3	SPRING
5	4305	3	GASKET	19	4305	3	PLUG
6	4305	3	CAM	20	4305	3	NUT
7	4305	3	SPRING	21	4305	3	WASHER
8	4305	3	BOODY	22	4305	3	WASHER
9	4305	3	WASH ER	23	4305	3	NUT
10	4305	3	FITTING	24	4305	3	WASHER
11	4305	3	SPRING	25	4305	3	CONNCTR
12	4305	3	PLUNGER	26	4305	3	WASHER
13	4305	3	GASKET	27	4305	3	BOLT
14	4305	3	STOP				



MSC 3810-2635P/69

Figure No. 116 Hydraulic Compensator

LEGEND TO PARTS, FIGURE 116

ITEM NO.	FUNCT GROUP	APPL PARTS	ITEM NAME	ITEM NO.	FUNCT GROUP	APPL PARTS	ITEM NAME	ITEM NO.	FUNCT GROUP	APPL PARTS	ITEM NAME
1	4305	3	ROD	9	4305	3	SPRING	16	4305	3	SPACER
2	4305	3	BELLOWS	10	4305	3	PLUG	17	4305	3	BODY
3	4305	3	RING	11	4305	3	PLUG	18	4305	3	PLUG
4	4305	3	WASHER	12	4305	3	WASHER	19	4305	3	CONNCTR
5	4305	3	RING	13	4305	3	SCREW	20	4305	3	WASHER
6	4305	3	CUP	14	4305	3	WASHER	21	4305	3	BOLT
7	4305	3	PISTON	15	4305	3	PLUG	22	4305	3	GASKET
8	4305	3	CUP								

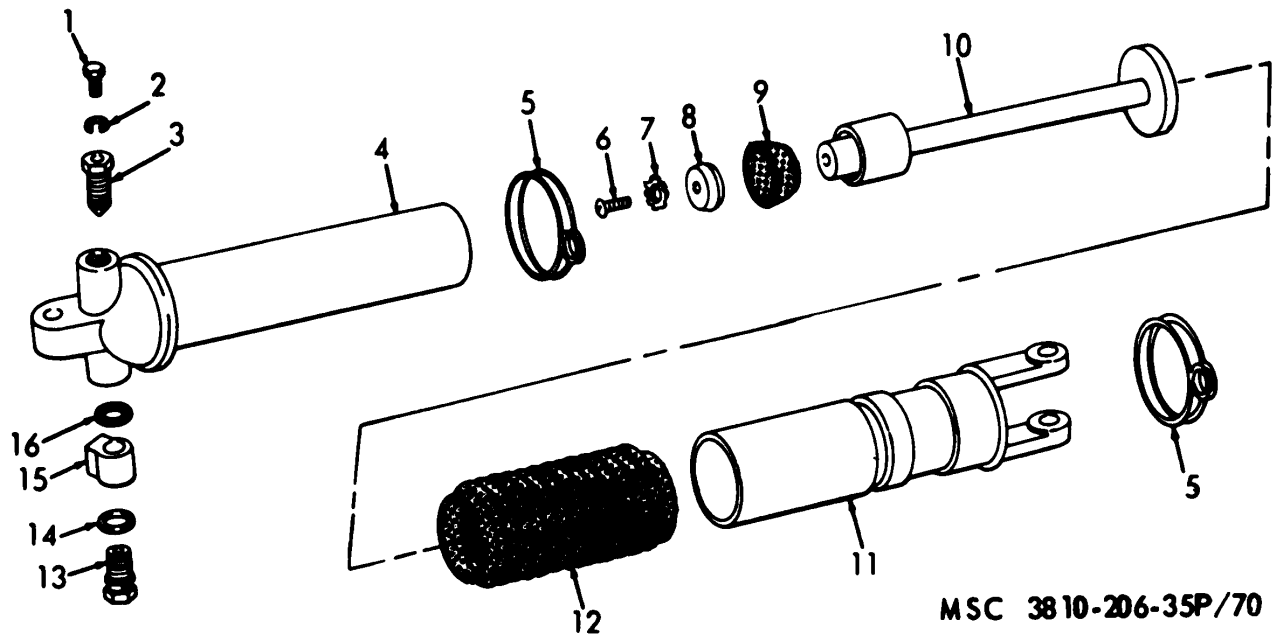
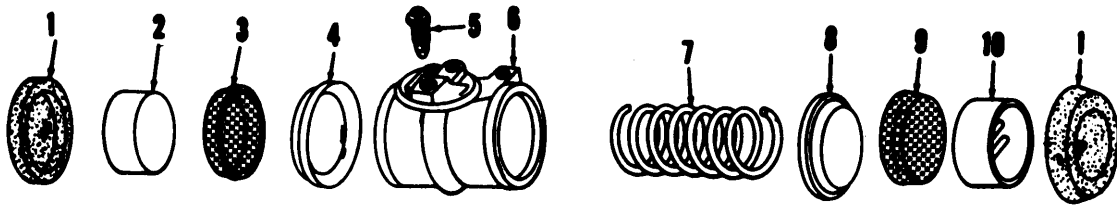


Figure No. 117 Hydraulic Cylinders

**LEGEND TO PARTS, FIGURE 117**

ITEM NO.	FUNCT GROUP	APPL PARTS	ITEM NAME	ITEM NO.	FUNCT GROUP	APPL PARTS	ITEM NAME
1	4307	3	SCREW	9	4307	3	CUP
2	4307	3	WASHER	10	4307	3	PISTON
3	4307	3	SCREW	11	4307	3	LINK
4	4307	3	BODY	12	4307	3	BELLOWS
5	4307	3	LOCKWRE	13	4307	3	BOLT
6	4307	3	SCREW	14	4307	3	WASHER
7	4307	3	WASHER	15	4307	3	CONNCTR
8	4307	3	CUP	16	4307	3	GASKET

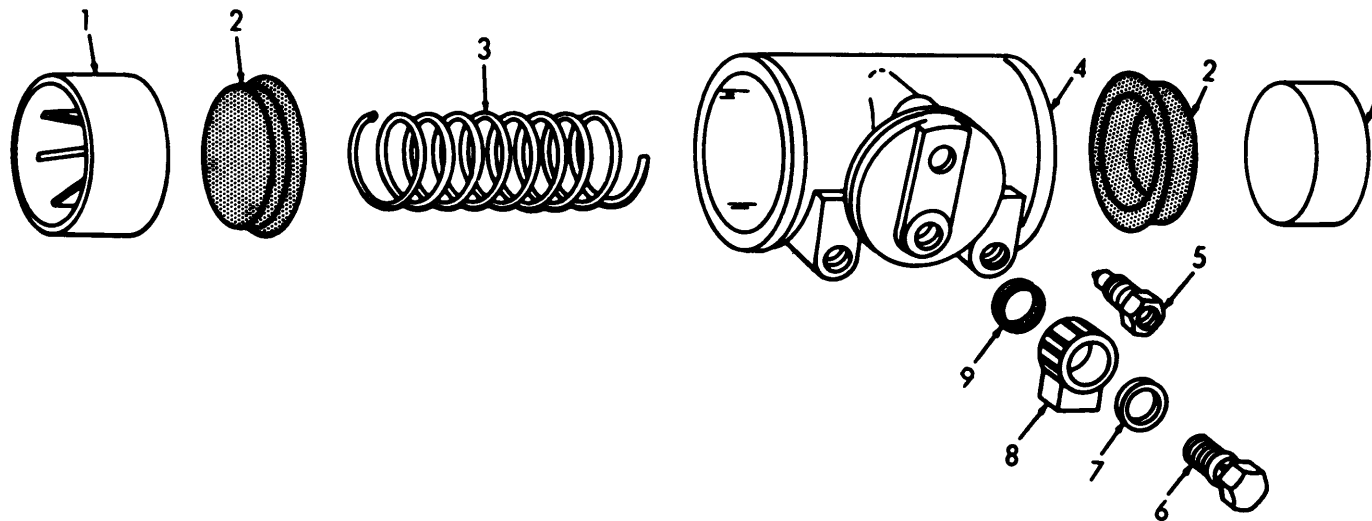


MSC 3810-206-35P/71

Figure No. 118 Brake Cylinder

LEGEND TO PARTS, FIGURE 118

ITEM NO.	FUNCT GROUP	APPL PARTS	ITEM NAME
1	4307	3	BOOT
2	4307	3	PISTON
3	4307	3	CUP
4	4307	3	EXPANDR
5	4307	3	BLEEDER
6	4307	3	CASTING
7	4307	3	SPRING
8	4307	3	EXPANDR
9	4307	3	CUP
10	4307	3	PISTON

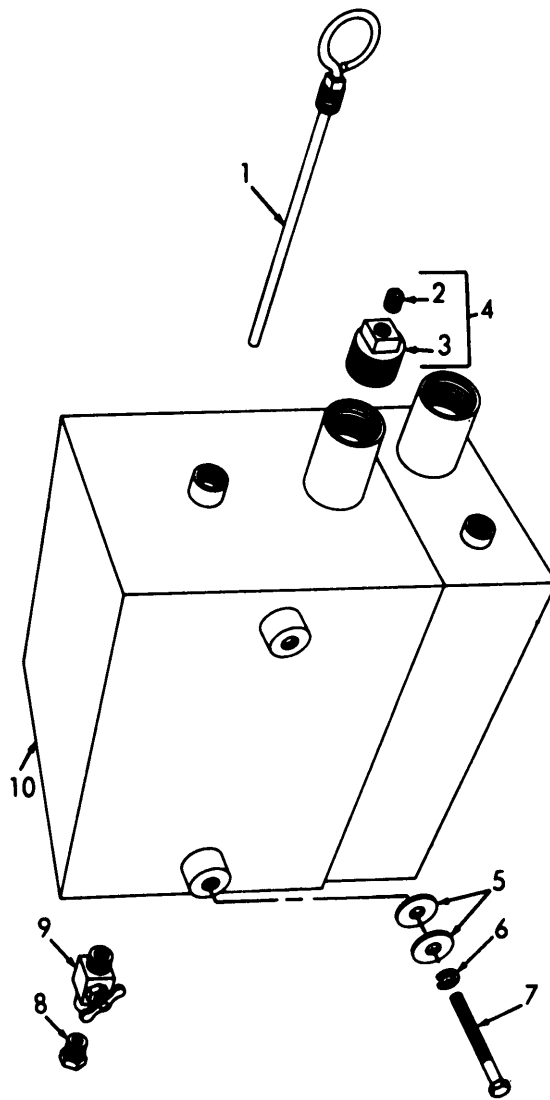


MSC 3810-206-35P/72

Figure No. 119 Wheel Cylinder

LEGEND TO PARTS, FIGURE 119

ITEM NO.	FUNCT GROUP	APPL PARTS	ITEM NAME	ITEM NO.	FUNCT GROUP	APPL PARTS	ITEM NAME
1	4307	3	PISTON	6	4307	3	BOLT
2	4307	3	CUP	7	4307	3	GASKET
3	4307	3	SPRING	8	4307	3	FITTING
4	4307	3	CYLNDR	9	4307	3	GASKET
5	4307	3	BDR VAL				

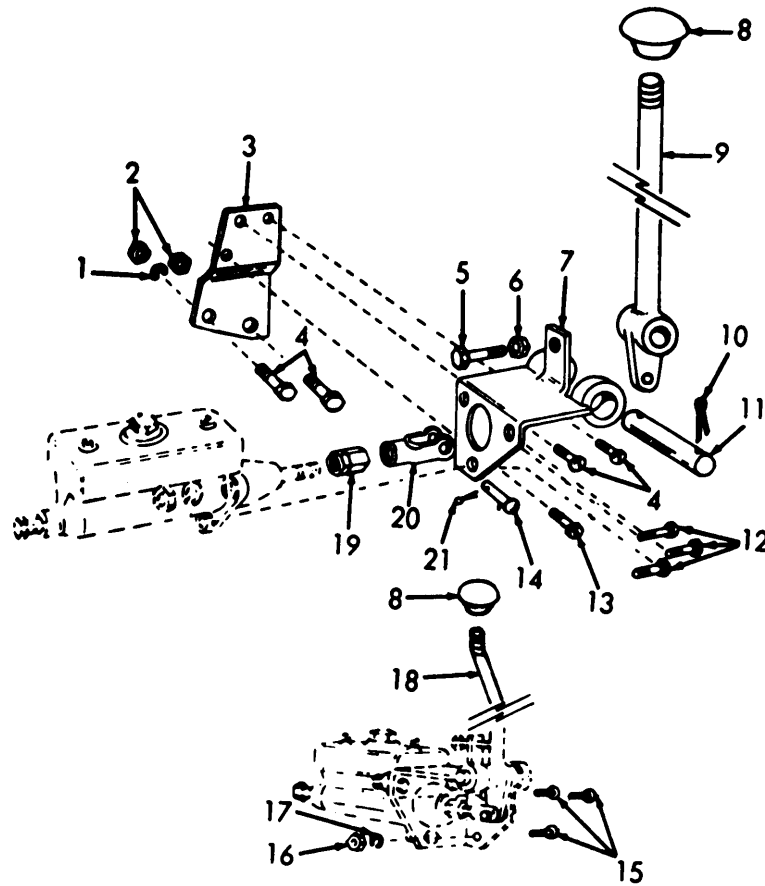


EMC 5-3810-206-20P/50

Figure No. 120 Hydraulic Tank

**LEGEND TO PARTS, FIGURE 120**

ITEM NO.	FUNCT GROUP	APPL PARTS	ITEM NAME	ITEM NO.	FUNCT GROUP	APPL PARTS	ITEM NAME
1	4702	3	GAGE	6	4308	3	WASHER
2	4308	3	PLUG	7	4308	3	SCREW
3	4308	3	PLUG	8	4308	3	ADAPTER
4	4308	3	VALVE	9	4308	3	COCK
5	4308	3	WASHER	10	4308	3	TANK AY



MSC 38 10-206-35P/74

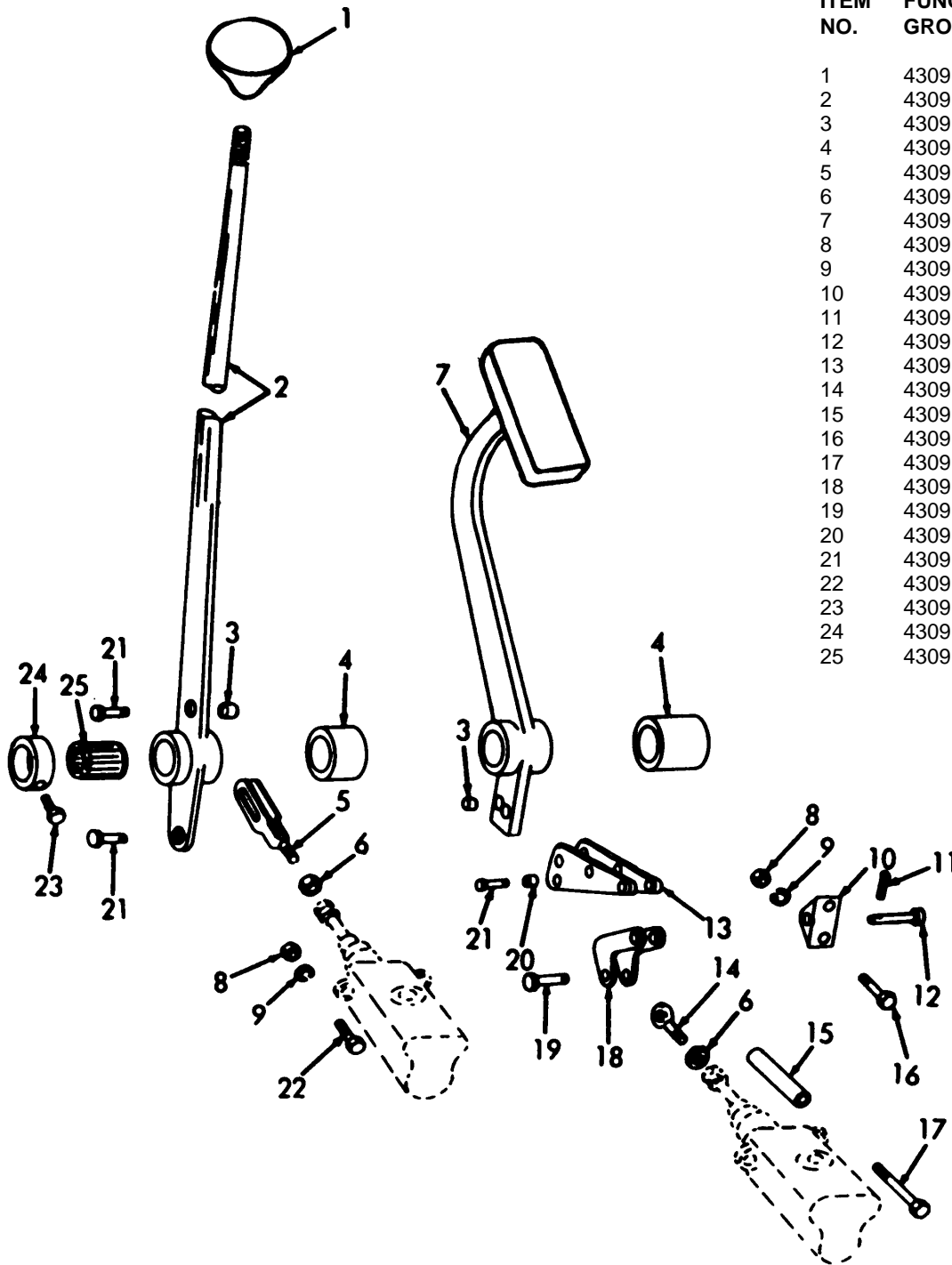
Figure No. 121 Swing Brake And Dipper Trip Lever

LEGEND TO PARTS, FIGURE 121

ITEM NO.	FUNCT GROUP	APPL PARTS	ITEM NAME	ITEM NO.	FUNCT GROUP	APPL PARTS	ITEM NAME	ITEM NO.	FUNCT GROUP	APPL PARTS	ITEM NAME
1	4309	3	WASHER	8	4309	3	BALL	15	4309	3	SCREW
2	4309	3	NUT	9	4309	3	LEVER	16	4309	3	NUT
3	4309	3	BRACKET	10	4309	3	PIN	17	4309	3	WASHER
4	4309	3	BOLT	11	4309	3	PIN	18	4309	3	LEVER
5	4309	3	SET SCRW	12	4309	3	SCREW	19	4309	3	NUT
6	4309	3	NUT	13	4309	3	SCREW	20	4309	3	CLEVIS
7	4309	3	BRACKET	14	4309	3	PIN	21	4309	3	PIN



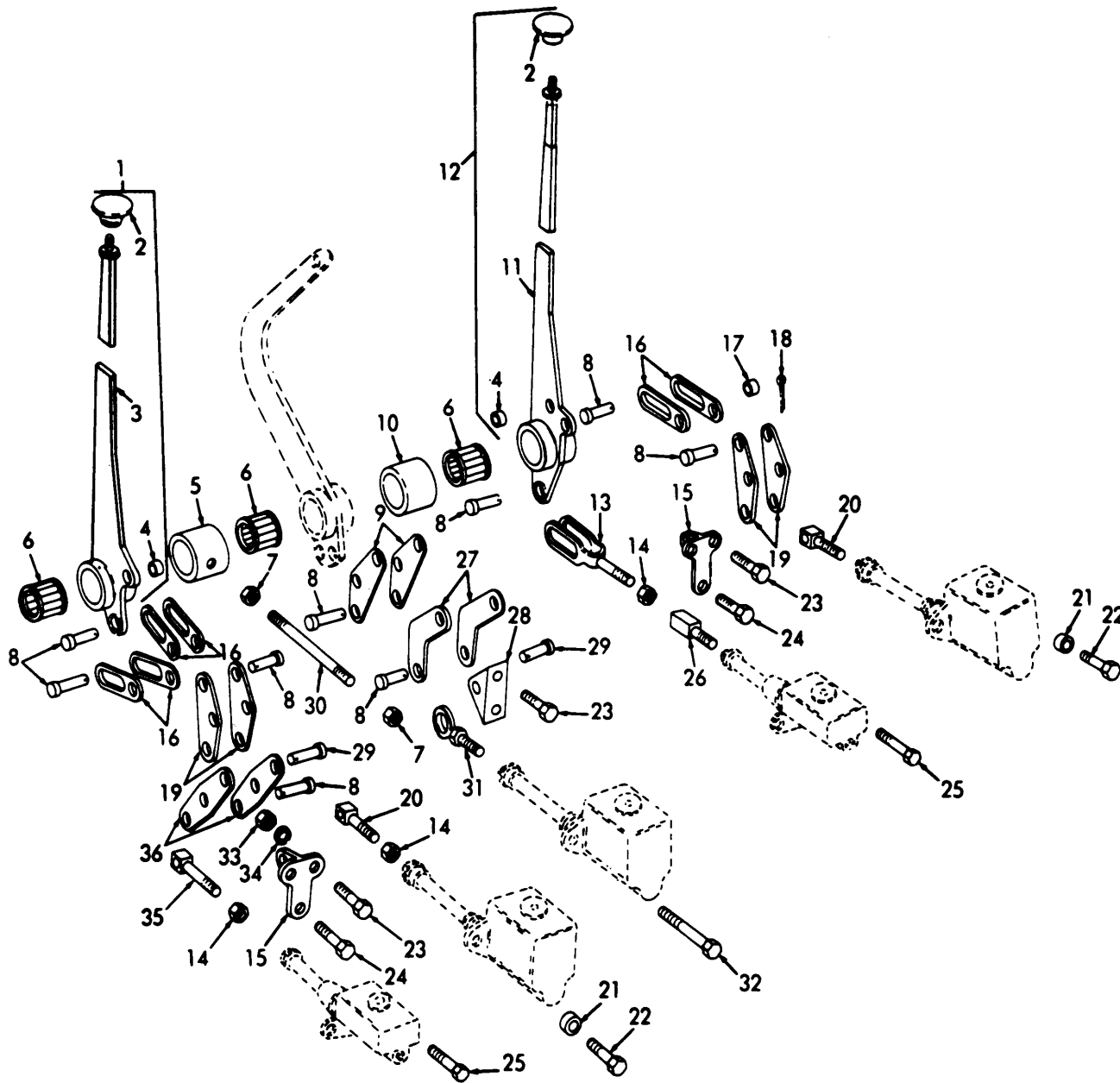
LEGEND TO PARTS, FIGURE 122



ITEM NO.	FUNCT GROUP	APPL PARTS	ITEM NAME
1	4309	3	BALL
2	4309	3	LEVER
3	4309	3	BEARING
4	4309	3	SPACER
5	4309	3	CLEVIS
6	4309	3	NUT
7	4309	3	PEDAL
8	4309	3	NUT
9	4309	3	WASHER
10	4309	3	BRACKET
11	4309	3	PIN
12	4309	3	PIN
13	4309	3	LINK
14	4309	3	BOLT
15	4309	3	SPACER
16	4309	3	SCREW
17	4309	3	SCREW
18	4309	3	LINK
19	4309	3	PIN
20	4309	3	BEARING
21	4309	3	PIN
22	4309	3	SCREW
23	4309	3	SET SCRW
24	4309	3	COLLAR
25	4309	3	BEARING

MSC 3810-206-35P/75

Figure No. 122 Swing Shaft Lever

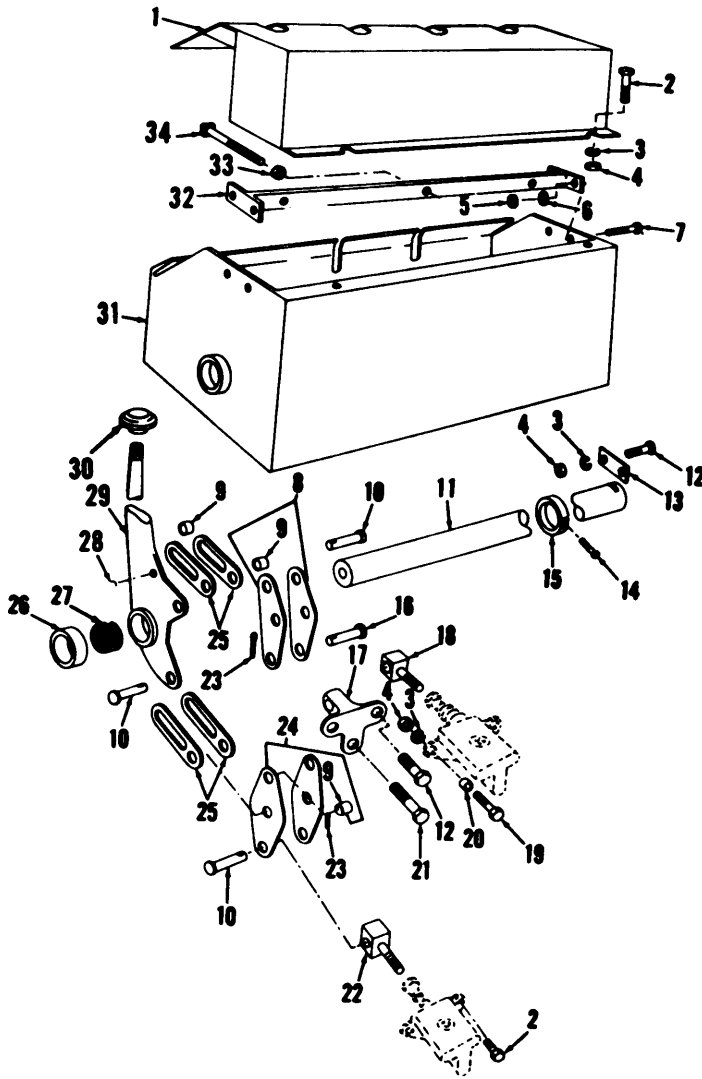


**LEGEND TO PARTS, FIGURE 123**

ITEM NO.	FUNCT GROUP	APPL PARTS	ITEM NAME
1	4309	3	LEVER
2	4309	3	BALL
3	4309	3	LEVER
4	4309	3	BEARING
5	4309	3	COLLAR
6	4309	3	BEARING
7	4309	3	NUT
8	4309	3	PIN
9	4309	3	LINK AY
10	4309	3	SPACER
11	4309	3	LEVER
12	4309	3	LEVER
13	4309	3	CLEVIS
14	4309	3	NUT
15	4309	3	BRACKET
16	4309	3	CLEVIS
17	4309	3	BEARING
18	4309	3	PIN
19	4309	3	LINK AY
20	4309	3	SCREW
21	4309	3	SPACER
22	4309	3	SCREW
23	4309	3	SCREW
24	4309	3	SCREW
25	4309	3	SCREW
26	4309	3	ADAPTER
27	4309	3	LINK
28	4309	3	BRACKET
29	4309	3	PIN
30	4309	3	ROD
31	4309	3	BOLT
32	4309	3	SCREW
33	4309	3	NUT
34	4309	3	WASHER
35	4309	3	BOLT
36	4309	3	LEVER

**EMC 5-3810-206-20P/53**

Figure No. 123 Boom Hoist Lever (1)



MSC 3810-206-35P/77

Figure No. 124 Boom Hoist Lever (2)

LEGEND TO PARTS, FIGURE 124

ITEM NO.	FUNCT GROUP	APPL PARTS	ITEM NAME	ITEM NO.	FUNCT GROUP	APPL PARTS	ITEM NAME	ITEM NO.	FUNCT GROU P	APPL PARTS	ITEM NAME
1	4309	3	PLATE	13	4309	3	PLATE	24	4309	3	LINK AY
2	4309	3	SCREW	14	4309	3	SET SCRW	25	4309	3	CLEVIS
3	4309	3	WASHER	15	4309	3	COLLAR	26	4309	3	SPACER
4	4309	3	NUT	16	4309	3	PIN	27	4309	3	BEARING
5	4309	3	NUT	17	4309	3	BRACKET	28	4309	3	BEARING
6	4309	3	WASHER	18	4309	3	SCREW	29	4309	3	LEVER
7	4309	3	BOLT	19	4309	3	PIN	30	4309	3	BALL
8	4309	3	SCREW	20	4309	3	SPACER	31	4309	3	BRACKET
9	4309	3	LEVER	21	4309	3	SCREW	32	4309	3	BAR
10	4309	3	BEARING	22	4309	3	BOLT	33	4309	3	NUT
11	4309	3	PIN	23	4309	3	PIN	34	4309	3	SET SCRW
12	4309	3	SHAFT								

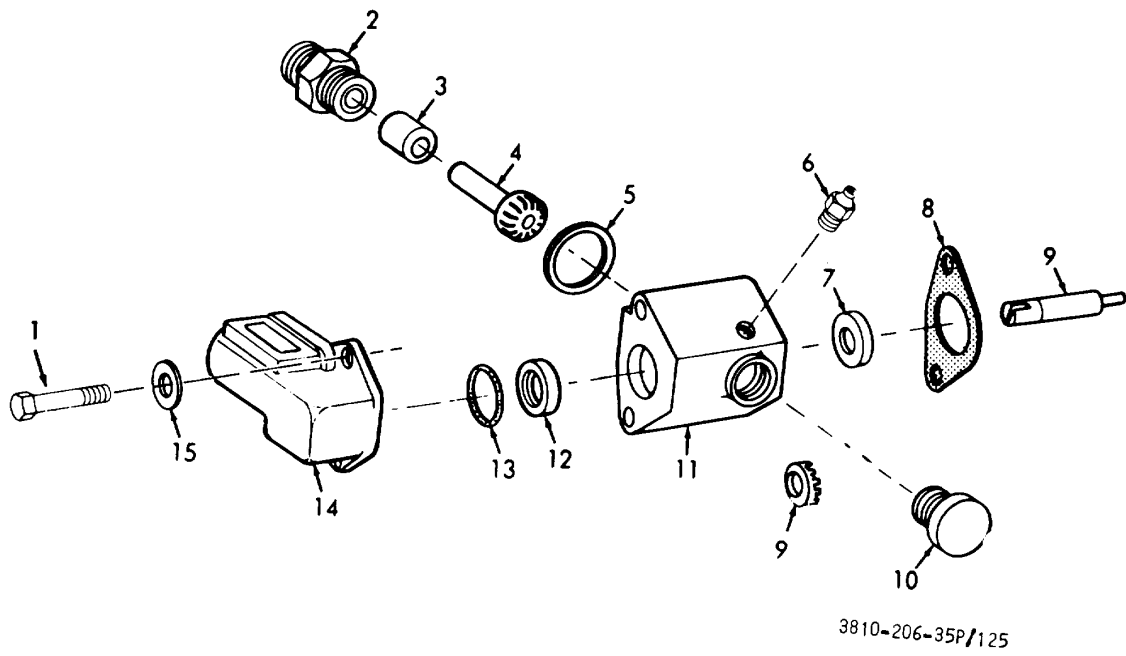


Figure No 125. Tachometer Drive Housing

**LEGEND TO PARTS, FIGURE 125**

ITEM NO.	FUNCT GROUP	APPL PARTS	ITEM NAME	ITEM NO.	FUNCT GROUP	APPL PARTS	ITEM NAME
1	4701	2	BOLT	9	4701	2	SHAFT
2	4701	2	HOUSING	10	4701	2	SCREW
3	4701	2	BEARING	11	4701	2	HOUSING
4	4701	2	SHAFT	12	4701	2	BEARING
5	4701	2	SHIM	13	4703	2	PACKING
6	4701	2	FITTING	14	4703	2	SEV MTR
7	4701	2	BEARING	15	4701	2	GASKET
8	4701	2	GASKET				

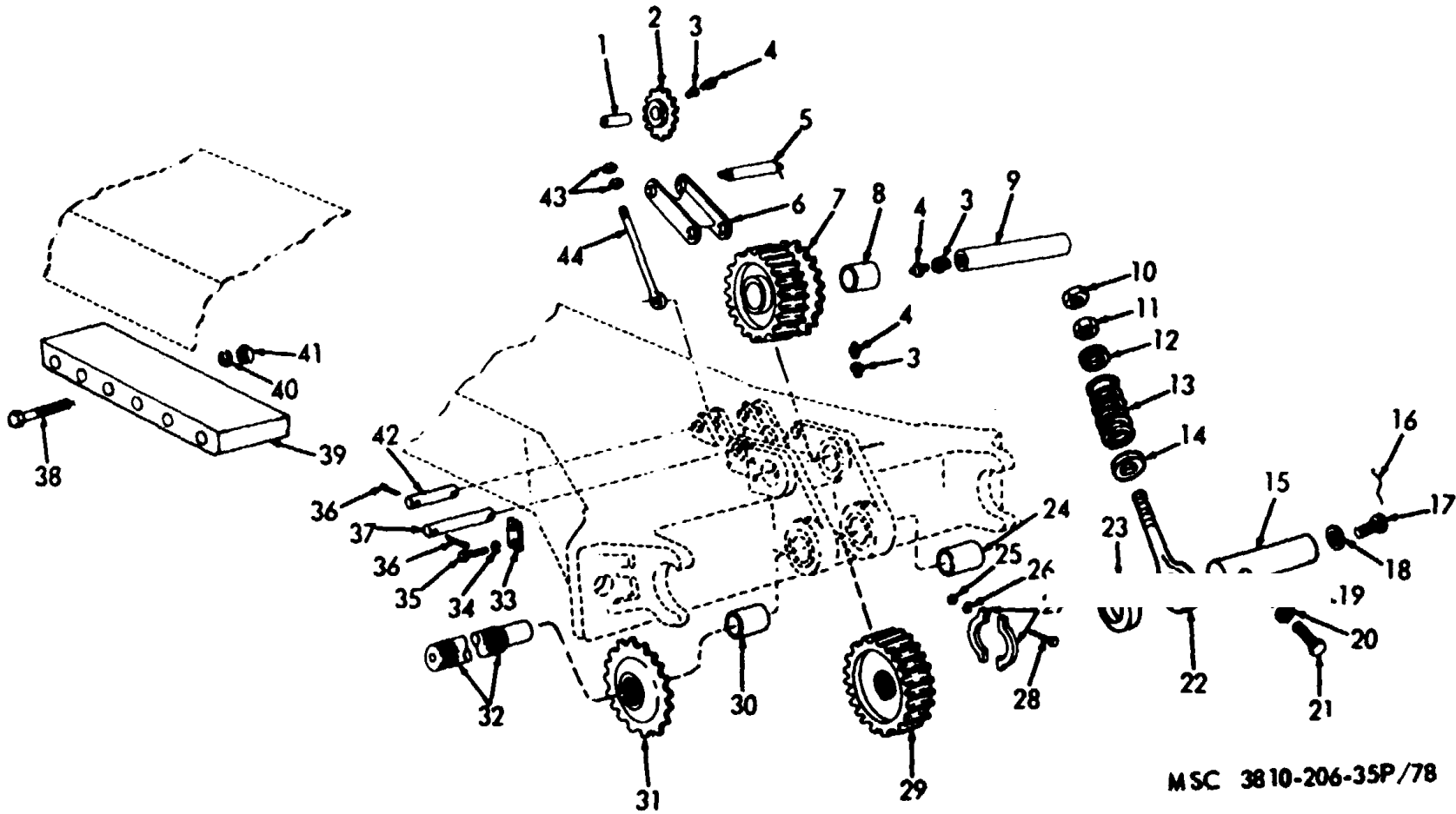
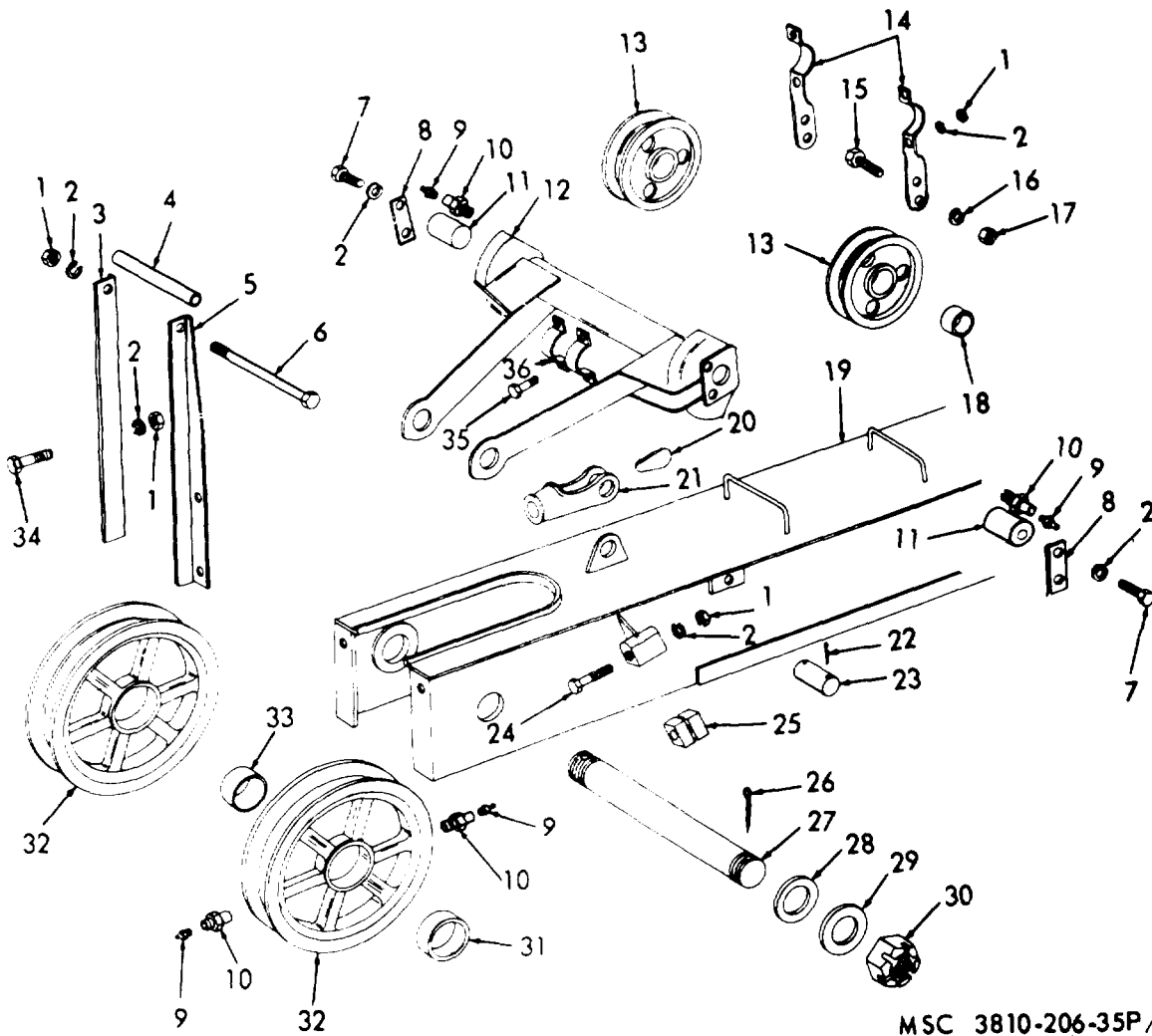


Figure No 126. Boom Foot Crowd And Retrack

**LEGEND TO PARTS, FIGURE 126**

ITEM NO.	FUNCT GROUP	APPL PARTS	ITEM NAME	ITEM NO.	FUNCT GROUP	APPL PARTS	ITEM NAME	ITEM NO.	FUNCT GROUP	APPL PARTS	ITEM NAME
1	7410	3	BEARING	16	7410	3	WIRE	31	7410	3	SKT WHL
2	7410	3	SPT WHL	17	7410	3	SCREW	32	7410	3	SHAFT
3	7410	3	BUSHING	18	7410	3	PLATE	33	7410	3	SUPPORT
4	4710	3	FITTING	19	7410	3	WASHER	34	7410	3	WASHER
5	7410	3	PIN	20	7410	3	NUT	35	7410	3	SCREW
6	7410	3	YOKE	21	7410	3	BOLT	36	7410	3	PIN
7	7410	3	GR-SPKT	22	7410	3	BOLT	37	7410	3	PIN
8	7410	3	BEARING	23	7410	3	ROLLER	38	7410	3	BOLT
9	7410	3	SHAFT	24	7410	3	BEARING	39	7410	3	BLOCK
10	7410	3	NUT	25	7410	3	NUT	40	7410	3	WASHER
11	7410	3	NUT	26	7410	3	WASHER	41	7410	3	NUT
12	7410	3	WASHER	27	7410	3	COLLAR	42	7410	3	PIN
13	7410	3	SPRING	28	7410	3	SCREW	43	7410	3	NUT
14	7410	3	WASHER	29	7410	3	GEAR	44	7410	3	ROD END
15	7410	3	PIN	30	7410	3	BEARING				

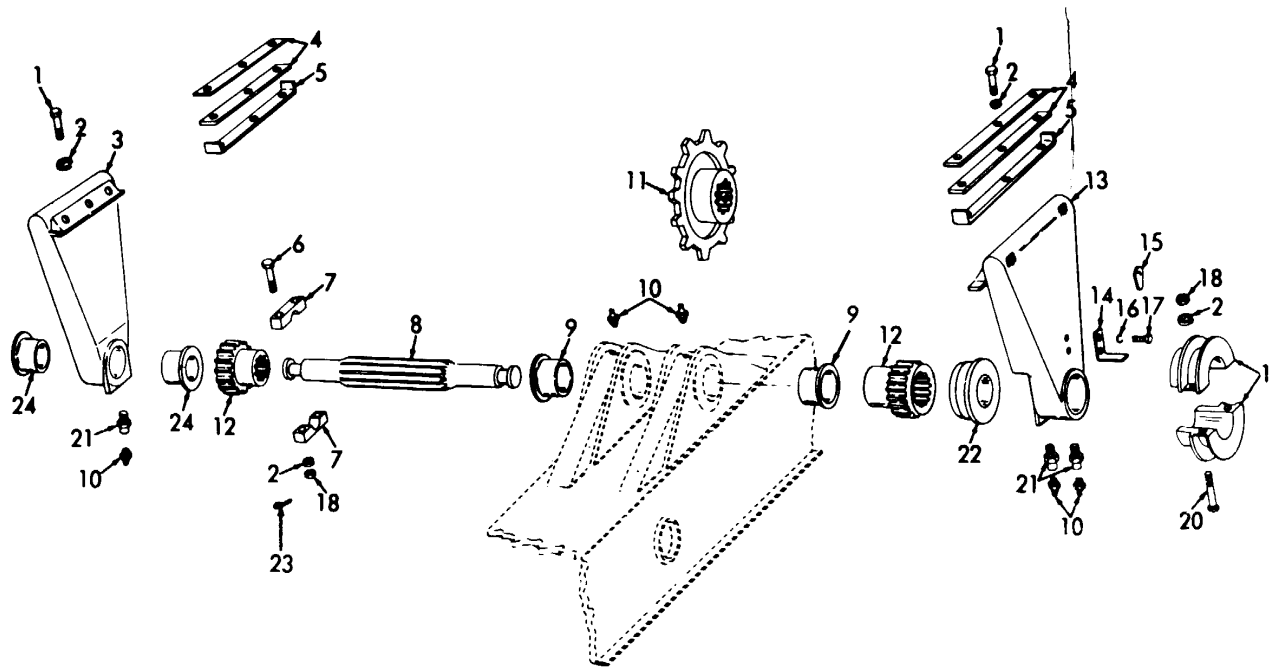


MSC 3810-206-35P/79

Figure No 127. Bridle Bar And Boom Point

**LEGEND TO PARTS, FIGURE 127**

ITEM NO.	FUNCT GROUP	APPL PARTS	ITEM NAME	ITEM NO.	FUNCT GROUP	APPL PARTS	ITEM NAME	ITEM NO.	FUNCT GROUP	APPL PARTS	ITEM NAME
1	7410	3	NUT	13	7410	3	SHEAVE	25	7410	3	BLOCK
2	7410	3	WASHER	14	7410	3	STRAP	26	7410	3	PIN
3	7410	3	GUARD	15	7410	3	BOLT	27	7410	3	PIN
4	7410	3	SPACER	16	7410	3	WASHER	28	7410	3	WASHER
5	7410	3	GUARD	17	7410	3	NUT	29	7410	3	WASHER
6	7410	3	BOLT	18	7410	3	NUT	30	7410	3	NUT
7	7410	3	SCREW	19	7410	3	BOOM AY	31	7410	3	BEARING
8	7410	3	FITTING	20	7410	3	WEDGE	32	7410	3	SHEAVE
9	7410	3	BUSHING	21	7410	3	SOCKET	33	7410	3	SLEEVE
10	7410	3	PIN	22	7410	3	PIN	34	7410	3	SCREW
11	7410	3	BAR	23	7410	3	PIN	35	7410	3	SCREW
12	7410	3	BAR	24	7410	3	BOLT	36	7410	3	CLAMP



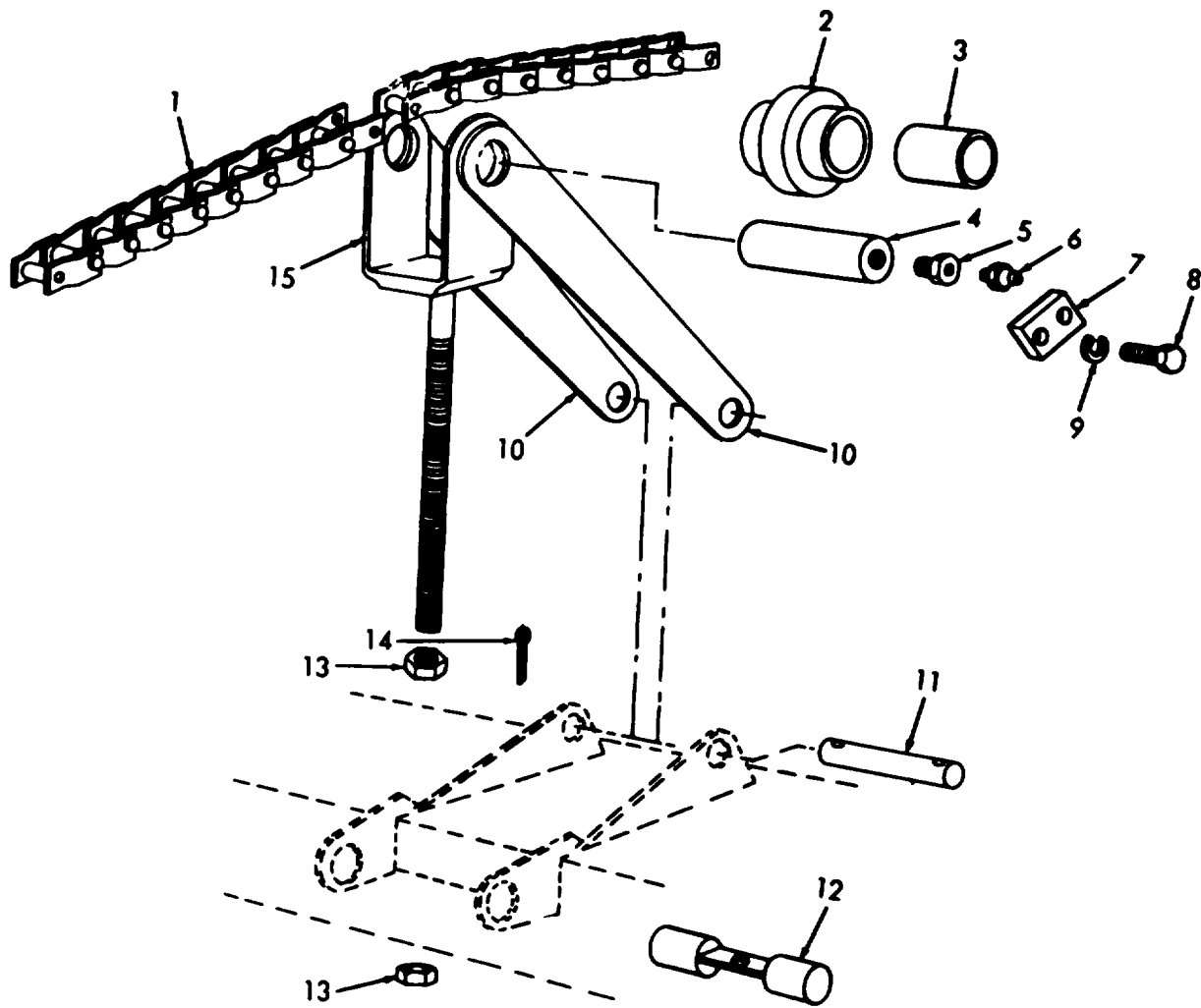
MSC 3810-206-35P/80

Figure No 128. Shipper Shaft And Saddle Block

LEGEND TO PARTS, FIGURE 128

ITEM NO.	FUNCT GROUP	APPL PARTS	ITEM NAME	ITEM NO.	FUNCT GROUP	APPL PARTS	ITEM NAME	ITEM NO.	FUNCT GROUP	APPL PARTS	ITEM NAME
1	7410	3	SCREW	9	7410	3	BEARING	17	7410	3	SCREW
2	7410	3	WASHER	10	7410	3	FITTING	18	7410	3	NUT
3	7410	3	BLOCK	11	7410	3	SPROCKT	19	7410	3	CB DRUM
4	7410	3	SHIM	12	7410	3	GEAR	20	7410	3	BOLT
5	7410	3	PLATE	13	7410	3	BLOCK	21	7410	3	BUSHING
6	7410	3	BOLT	14	7410	3	GUARD	22	7410	3	PULLEY
7	7410	3	COLLAR	15	7410	3	WEDGE	23	7410	3	PIN
9	7410	3	SHAFT	16	7410	3	WASHER	24	7410	3	BEARING





MSC 3810-206-35P/81

Figure No 129. Chain Tightener

LEGEND TO PARTS, FIGURE 129

ITEM NO.	FUNCT GROUP	APPL PARTS	ITEM NAME	ITEM NO.	FUNCT GROUP	APPL PARTS	ITEM NAME	ITEM NO.	FUNCT GROUP	APPL PARTS	ITEM NAME
1	7410	3	CHAIN	6	7410	3	FITTING	11	7410	3	PIN
2	7410	3	ROLLER	7	7410	3	LOCK PL	12	7410	3	PIN
3	7410	3	BEARING	8	7410	3	SCREW	13	7410	3	NUT
4	7410	3	PIN	9	7410	3	WASHER	14	7410	3	PIN
5	7410	3	BUSHING	10	7410	3	YOKE	15	7410	3	CLEVIS

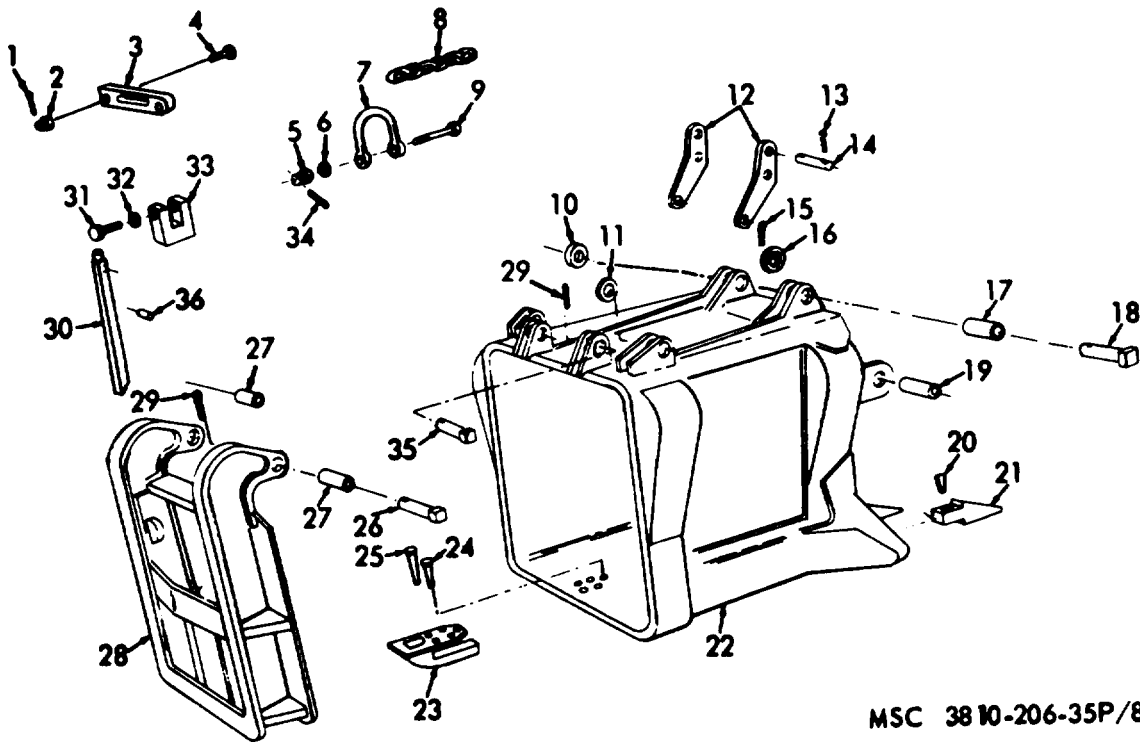


Figure No 130. Shovel Dipper

LEGEND TO PARTS, FIGURE 130

ITEM NO	FUNCT GROUP	APPL PARTS	ITEM NAME	ITEM NO	FUNCT GROUP	APPL PARTS	ITEM NAME	ITEM NO	FUNCT GROUP	APPL PARTS	ITEM NAME
1	7410	3	PIN	13	7410	3	PIN	25	7410	3	RIVET
2	7410	3	NUT	14	7410	3	PIN	26	7410	3	PIN
3	7410	3	LEVER	15	7410	3	PIN	27	7410	3	BEARING
4	7410	3	SCREW	16	7410	3	WASHER	28	7410	3	DOOR
5	7410	3	NUT	17	7410	3	BEARING	29	7410	3	PIN
6	7410	3	WASHER	18	7410	3	PIN	30	7410	3	BAR
7	7410	3	SHACKLE	19	7410	3	BEARING	31	7410	3	BOLT
8	7410	3	CHAIN	20	7410	3	PIN	32	7410	3	WASHER
9	7410	3	SCREW	21	7410	3	TH PNT	33	7410	3	CLEVIS
10	7410	3	BEARING	22	7410	3	SHELL	34	7410	3	PIN
11	7410	3	WASHER	23	7410	3	KEEPER	35	7410	3	PIN
12	7410	3	BRACE	24	7410	3	RIVET	36	7410	3	PIN

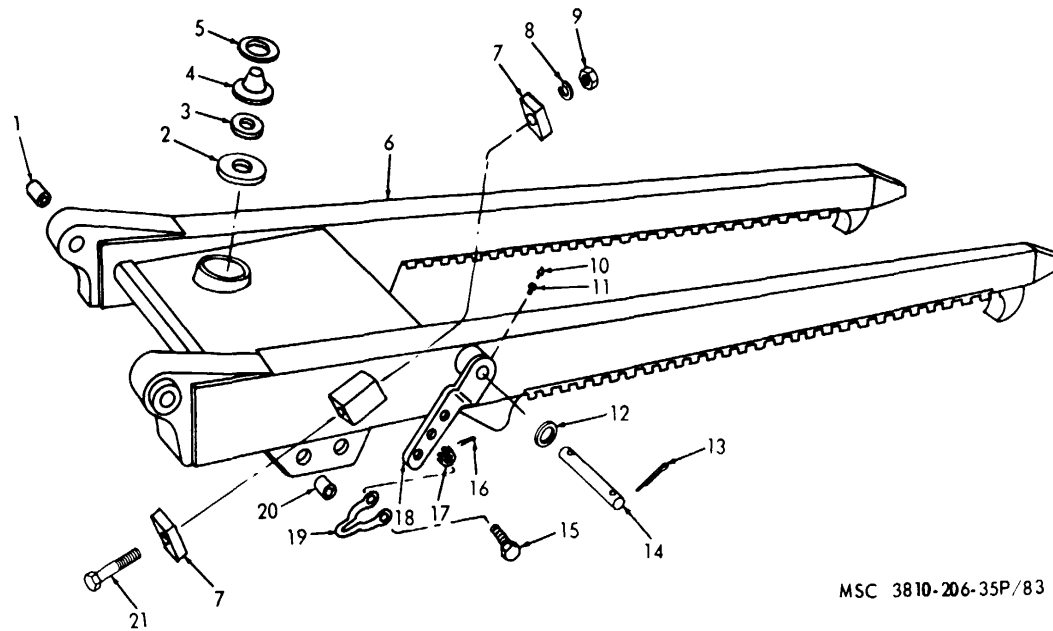
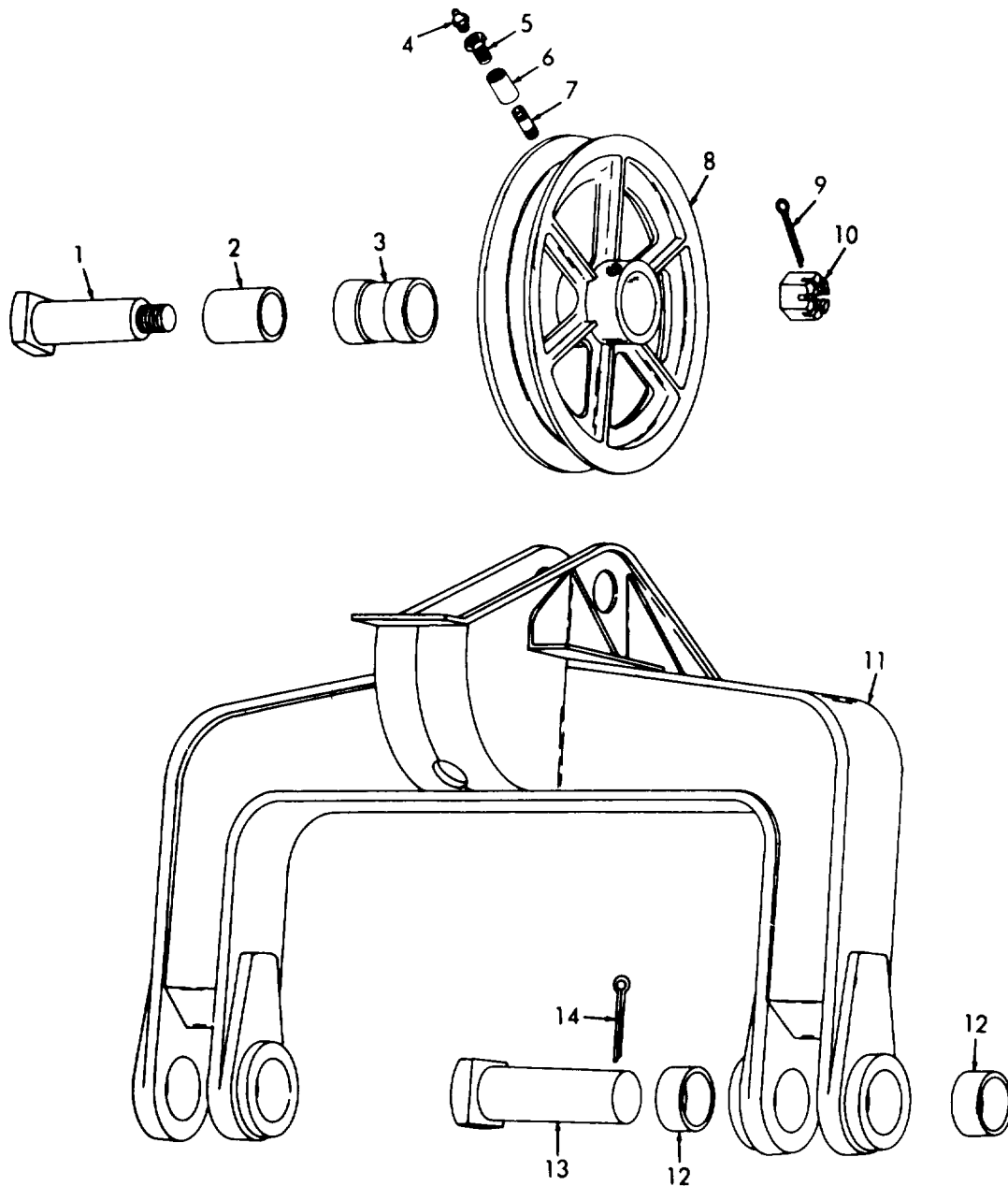


Figure No 131. Dipper Handle

LEGEND TO PARTS, FIGURE 131

ITEM NO	FUNCT GROUP	APPL PARTS	ITEM NAME	ITEM NO	FUNCT-GROUP	APPL PARTS	ITEM NAME	IT EM NO	FUNCT GROUP	APPL PARTS	ITEM NAME
1	7410	3	BEARING	8	7410	3	WASHER	15	7410	3	SCREW
2	7410	3	PLATE	9	7410	3	NUT	16	7410	3	PIN
3	7410	3	BUMPER	10	7410	3	FITTING	17	7410	3	NUT
4	7410	3	ANVIL	11	7410	3	BUSHING	18	7410	3	LEVER
5	7410	3	PLATE	12	7410	3	WASHER	19	7410	3	SHACKLE
6	7410	3	HANDLE	13	7410	3	PIN	20	7410	3	BEARING
7	7410	3	BLOCK	14	7410	3	PIN	21	7410	3	BOLT



EMC 5-3810-206-35/7 2

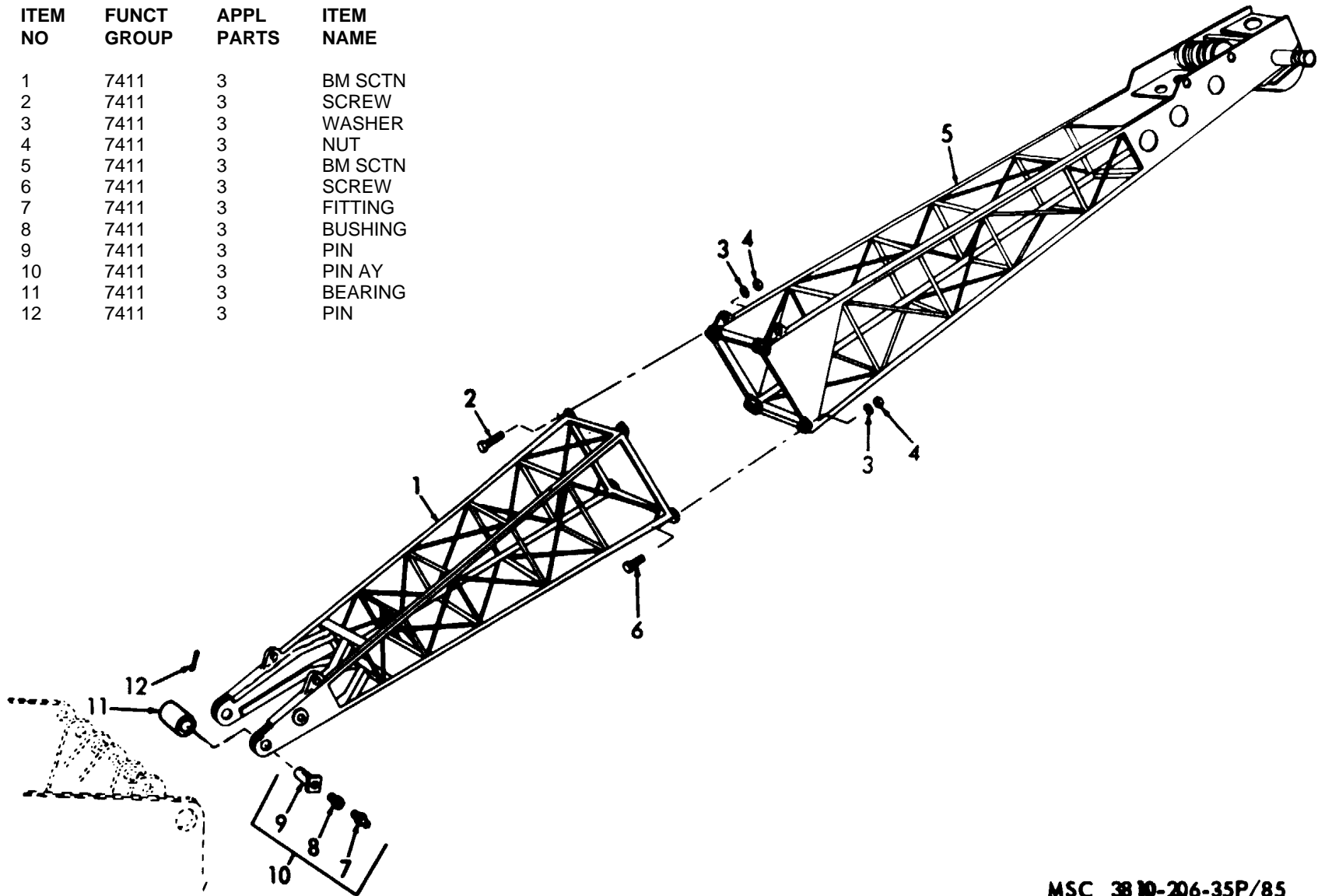
Figure No 132. Dipper Bail

**LEGEND TO PARTS, FIGURE 132**

ITEM NO.	FUNCT GROUP	APPL PARTS	ITEM NAME	ITEM NO.	FUNCT GROUP	APPL PARTS	ITEM NAME	ITEM NO.	FUNCT GROUP	APPL PARTS	ITEM NAME
1	7410	3	PIN	6	7410	3	COUPLING	11	7410	3	BAIL AY
2	7410	3	BEARING	7	7410	3	NIPPLE	12	7410	3	BEARING
3	7410	3	BEARING	8	7410	3	PULLEY	13	7410	3	PIN
4	7410	3	FITTING	9	7410	3	PIN	14	7410	3	PIN
5	7410	3	BUSHING	10	7410	3	NUT				

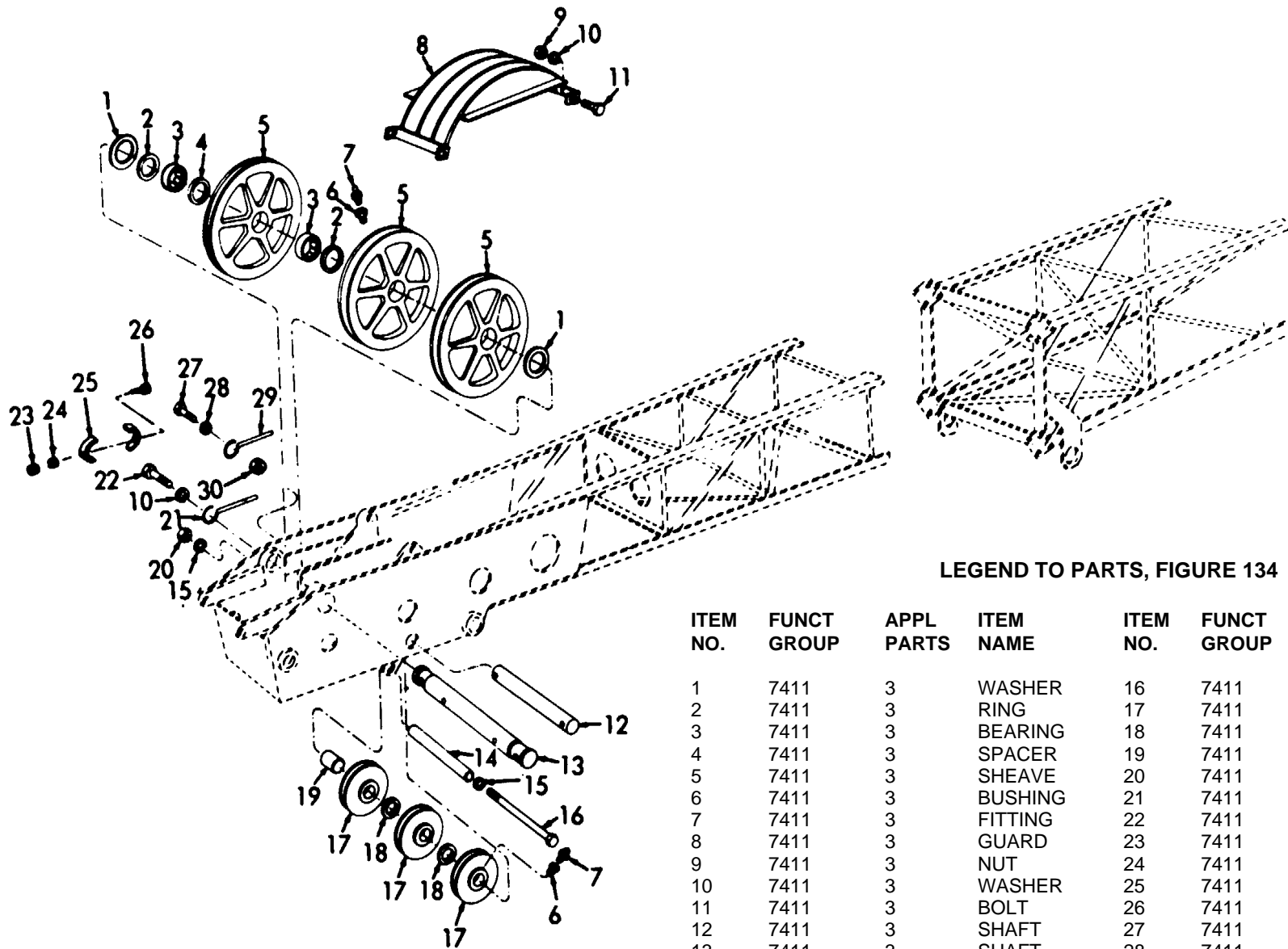
LEGEND TO PARTS, FIGURE 133

ITEM NO	FUNCT GROUP	APPL PARTS	ITEM NAME
1	7411	3	BM SCTN
2	7411	3	SCREW
3	7411	3	WASHER
4	7411	3	NUT
5	7411	3	BM SCTN
6	7411	3	SCREW
7	7411	3	FITTING
8	7411	3	BUSHING
9	7411	3	PIN
10	7411	3	PIN AY
11	7411	3	BEARING
12	7411	3	PIN



MSC 38 10-206-35P/85

Figure No 133. Base And Upper Crane Sections



LEGEND TO PARTS, FIGURE 134

ITEM NO.	FUNCT GROUP	APPL PARTS	ITEM NAME	ITEM NO.	FUNCT GROUP	APPL PARTS	ITEM NAME
1	7411	3	WASHER	16	7411	3	BOLT
2	7411	3	RING	17	7411	3	SHEAVE
3	7411	3	BEARING	18	7411	3	SPACER
4	7411	3	SPACER	19	7411	3	BEARING
5	7411	3	SHEAVE	20	7411	3	NUT
6	7411	3	BUSHING	21	7411	3	ROD END
7	7411	3	FITTING	22	7411	3	SCREW
8	7411	3	GUARD	23	7411	3	NUT
9	7411	3	NUT	24	7411	3	WASHER
10	7411	3	WASHER	25	7411	3	COLLAR
11	7411	3	BOLT	26	7411	3	BOLT
12	7411	3	SHAFT	27	7411	3	SCREW
13	7411	3	SHAFT	28	7411	3	WASHER
14	7411	3	SPACER	29	7411	3	ROD END
15	7411	3	WASHER	30	7411	3	NUT

Figure No 134. Boom Point Sheaves And Components

MSC 3810-206-35P/86

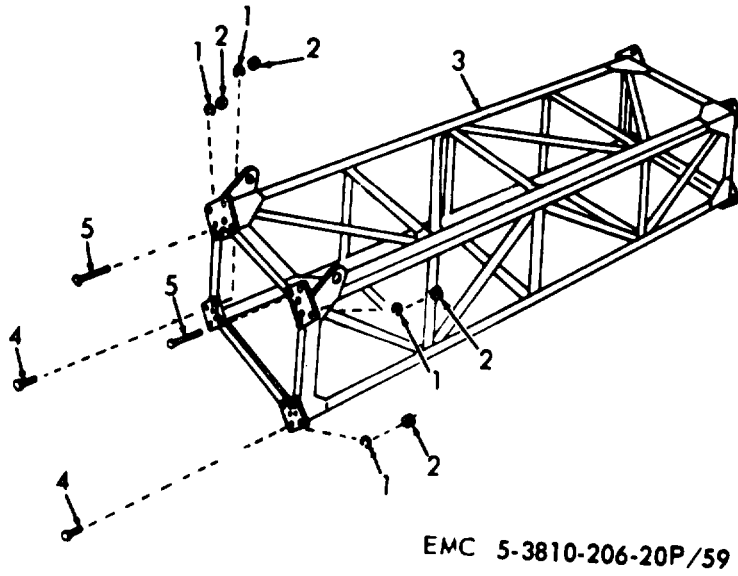
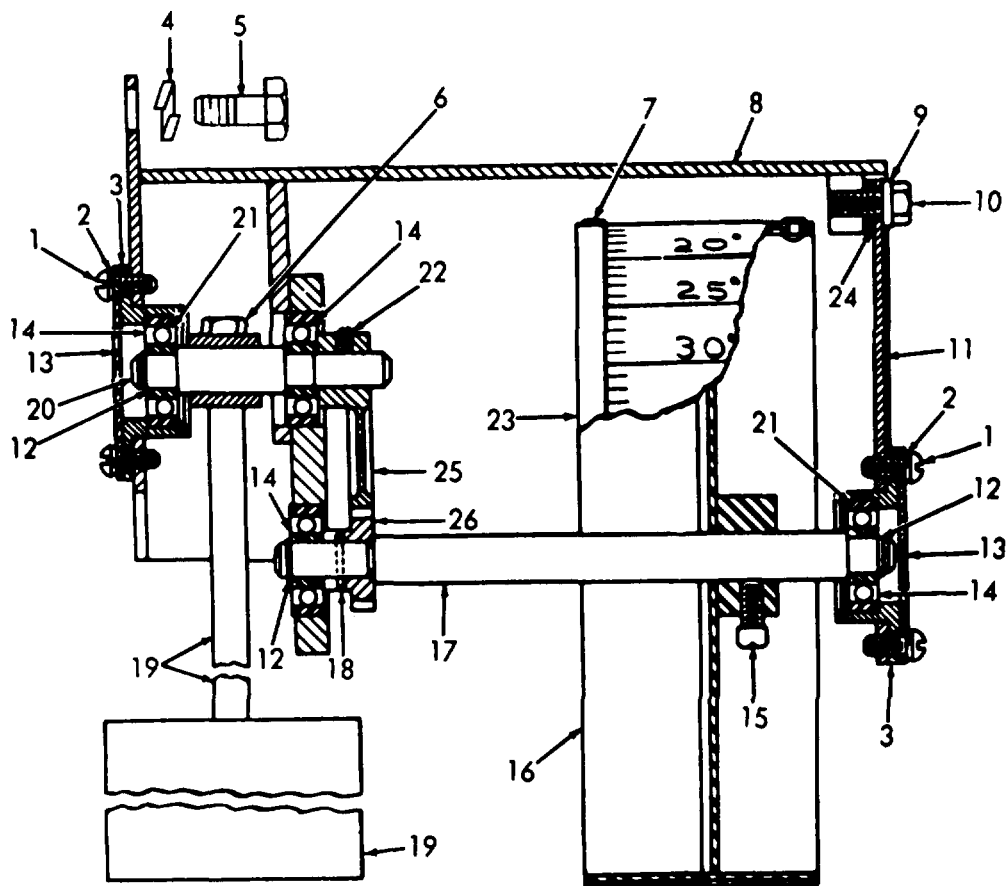


Figure No 135. Crane Boom Section

**LEGEND TO PARTS, FIGURE 135**

ITEM NO	FUNCT GROUP	APPL PARTS	ITEM NAME
1	7411	3	WASHER
2	7411	3	NUT
3	7411	3	BM SCTN
4	7411	3	SCREW
5	7411	3	SCREW



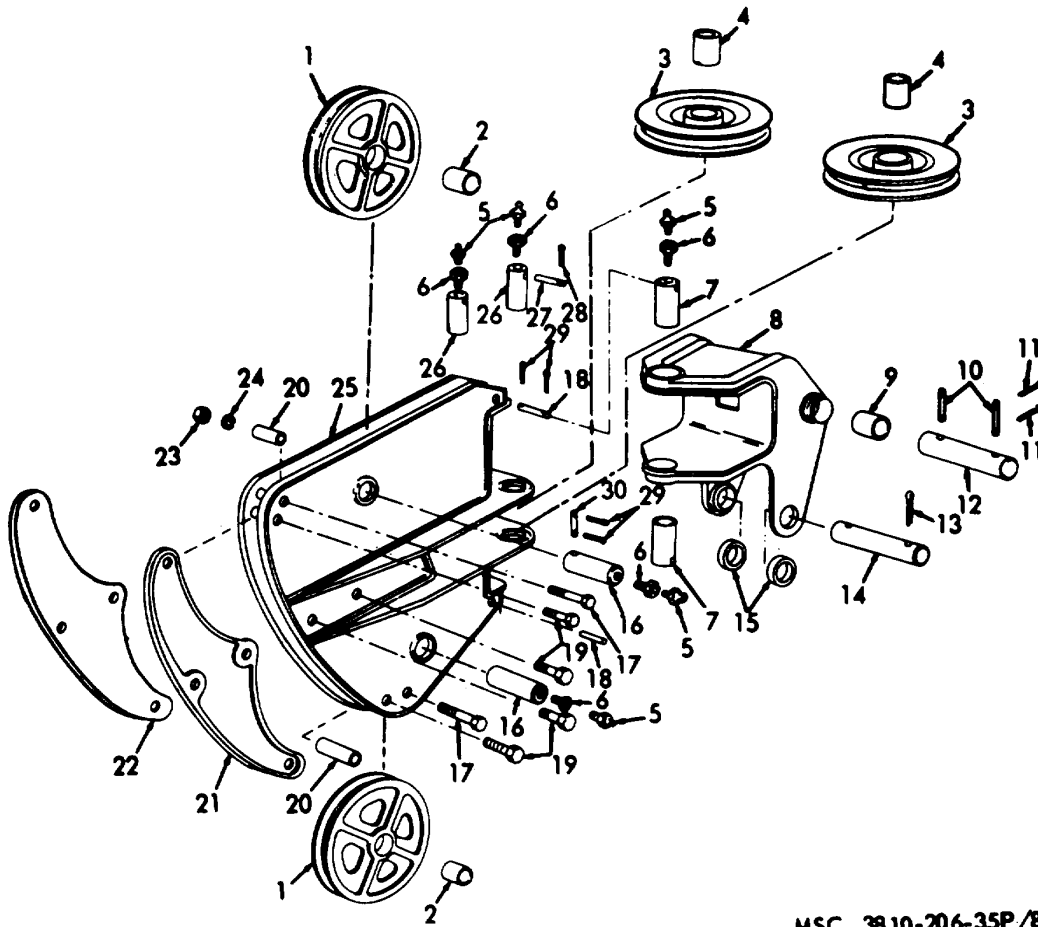
MSC 3810-206-35P/88

Figure No 136. Boom Angle Indicator

LEGEND TO PARTS, FIGURE 136

ITEM NO.	FUNCT GROUP	APPL PARTS	ITEM NAME	ITEM NO.	FUNCT GROUP	APPL PARTS	ITEM NAME	ITEM NO	FUNCT GROUP	APPL PARTS	ITEM NAME
1	7411	3	SCREW	10	7411	3	SCREW	19	7411	3	PENDLM
2	7411	3	WASHE	11	7411	3	PLATE	20	7411	3	SHAFT
3	7411	3	RETAINR	12	7411	3	RING	21	7411	3	RING
4	7411	3	WASHER	13	7411	3	PLATE	22	7411	3	SETSCRW
5	7411	3	SCREW	14	7411	3	BEARING	23	7411	3	PLATE
6	7411	3	BOLT	15	7411	3	SETSCRW	24	7411	3	WASHER
7	7411	3	RIVET	16	7411	3	DM INDR	25	7411	3	SEGT GR
8	7411	3	FRAME	17	7411	3	SHAFT	26	7411	3	GEAR
9	7411	3	WASHER	18	7411	3	PIN				



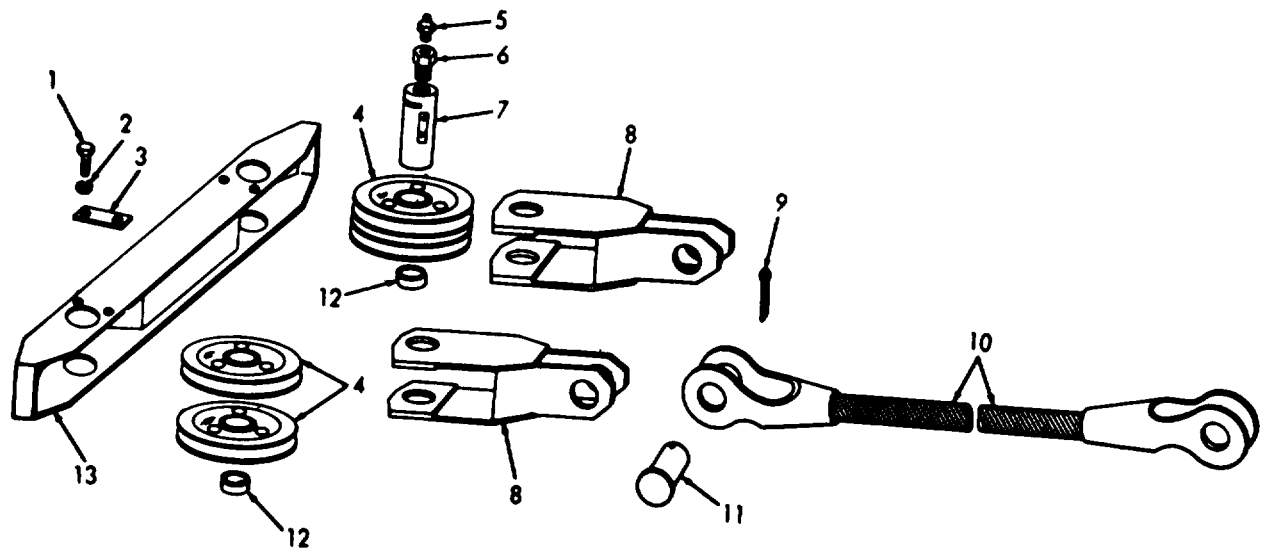


MSC 3810-206-35P/89

Figure No 137. Fairlead

LEGEND TO PARTS, FIGURE 137

ITEM NO	FUNCT GROUP	APPL PARTS	ITEM NAME	ITEM NO.	FUNCT GROUP	APPL PARTS	ITEM NAME
1	7411	3	SHEAVE	16	7411	3	SHAFT
2	7411	3	NEARING	17	7411	3	BOLT
3	7411	3	SHEAVE	18	7411	3	PIN
4	7411	3	BEARING	19	7411	3	BOLT
5	7411	3	FITTING	20	7411	3	SPACER
6	7411	3	BUSHING	21	7411	3	PLATE
7	7411	3	PIN	22	7411	3	GDE PLT
8	7411	3	BASE	23	7411	3	NUT
9	7411	3	BEARING	24	7411	3	WASHER
10	7411	3	PIN	25	7411	3	FRAME
11	7411	3	PIN	26	7411	3	SHAFT
12	7411	3	ROD	27	7411	3	PIN
13	7411	3	PIN	28	7411	3	PIN
14	7411	3	SHAFT	29	7411	3	PIN
15	7411	3	COLLAR	30	7411	3	PIN

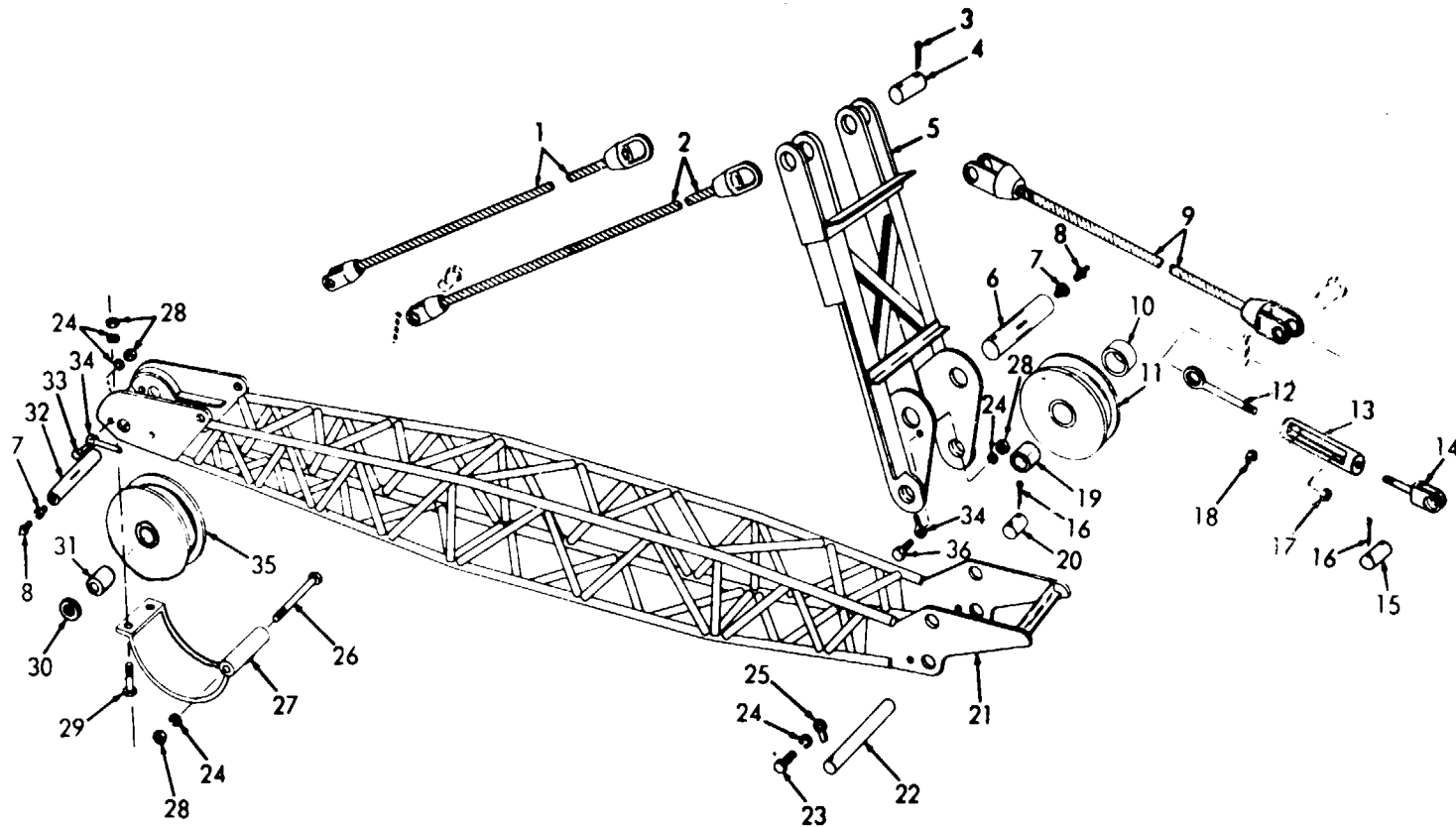


MSC 3810-206-35P/90

Figure No 138. Spreader

**LEGEND TO PARTS, FIGURE 138**

ITEM NO.	FUNCT GROUP	APPL PARTS'	ITEM NAME
1	7411	3	SCREW
2	7411	3	WASHER
3	7411	3	LOCK PL
4	7411	3	PULLEY
5	7411	3	FITTING
6	7411	3	BUSHING
7	7411	3	PIN
8	7411	3	YOKE
9	7411	3	PIN
10	7411	3	WIRE RO
11	7411	3	PIN
12	7411	3	BEARING
13	7411	3	LINK



MSC 3810-206-35P/91

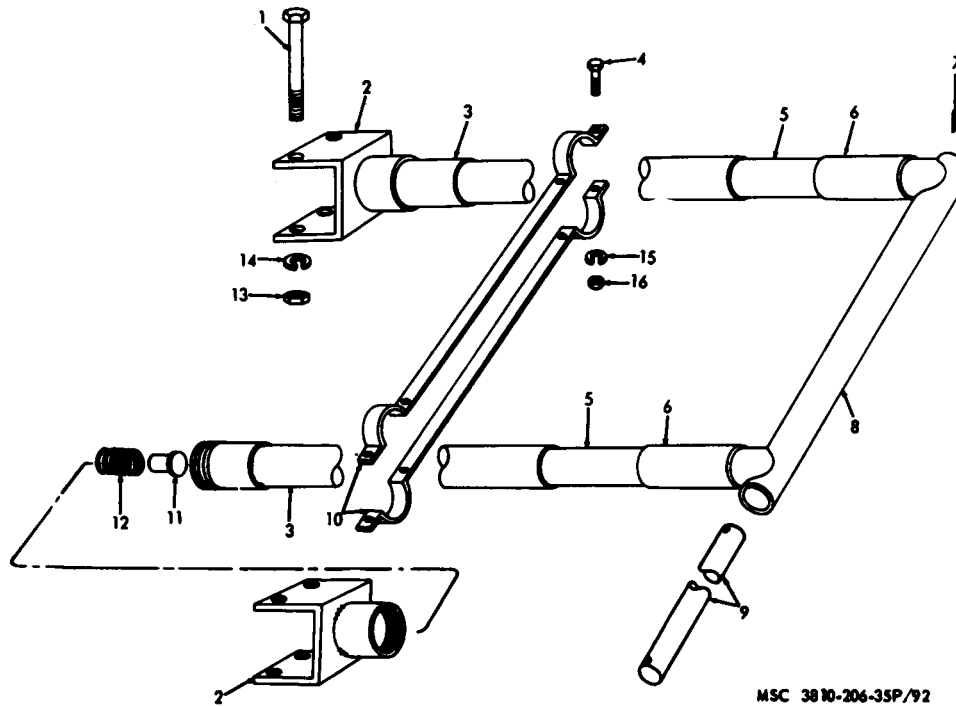
Figure No 139. Jim Boom And Strut Pulleys

LEGEND TO PARTS, FIGURE 139

ITEM NO	FUNCT GROUP	APPL PARTS	ITEM NAME	ITEM NO	FUNCT GROUP	APPL PARTS	ITEM NAME	ITEM NO	FUNCT GROUP	APPL PARTS	ITEM NAME
1	7411	3	WIRE RO	13	7411	3	TURNBKE	25	7411	3	ROD END
2	7411	3	WIRE RO	14	7411	3	CLEVIS	26	7411	3	BOLT
3	7411	3	PIN	15	7411	3	PIN	27	7411	3	GUARD
4	7411	3	PIN	16	7411	3	PIN	28	7411	3	NUT
5	7411	3	STRUT	17	7411	3	NUT	29	7411	3	SCREW
6	7411	3	PIN	18	7411	3	NUT	30	7411	3	SPACER
7	7411	3	BUSHING	19	7411	3	BEARING	31	7411	3	BEARING
8	7411	3	FITTING	20	7411	3	PIN	32	7411	3	SHAFT
9	7411	3	WIRE RO	21	7411	3	BOOM	33	7411	3	SCREW
10	7411	3	SPACER	22	7411	3	PIN	34	7411	3	ROD END
11	7411	3	PULLEY	23	7411	3	SCREW	35	7411	3	SHEAVE
12	7411	3	CONNECTOR	24	7411	3	WASHER	36	7411	3	SCREW

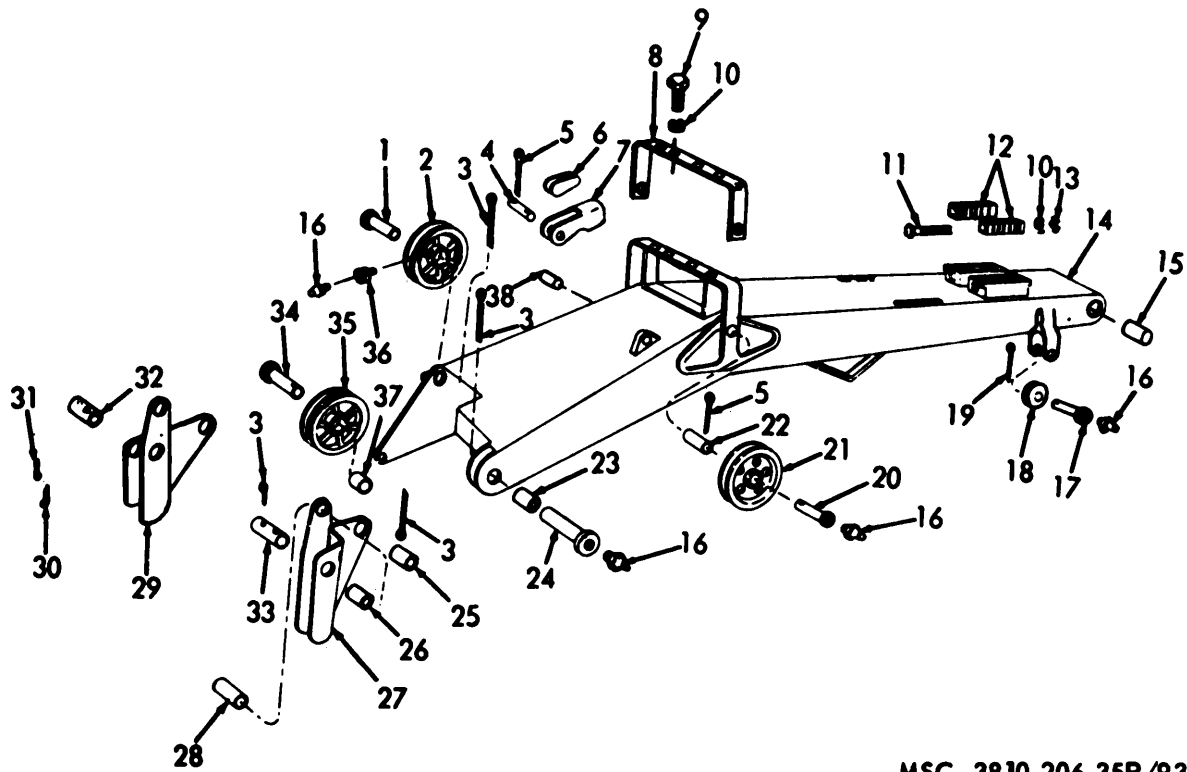
LEGEND TO PARTS, FIGURE 140

ITEM NO	FUNCT GROUP	APPL PARTS	ITEM NAME
1	7411	3	SCREW
2	7411	3	BEARING
3	7411	3	PIPE
4	7411	3	SCREW
5	7411	3	PIPE
6	7411	3	SPACER
7	7411	3	PIN
8	7411	3	BEARING
9	7411	3	PIN
10	7411	3	CLAMP
11	7411	3	SEAT
12	7411	3	SPRING
13	7411	3	NUT
14	7411	3	WASHER
15	7411	3	WASHER
16	7411	3	NUT



MSC 38 10-206-35P/92

Figure No. 140. Boom Backstop

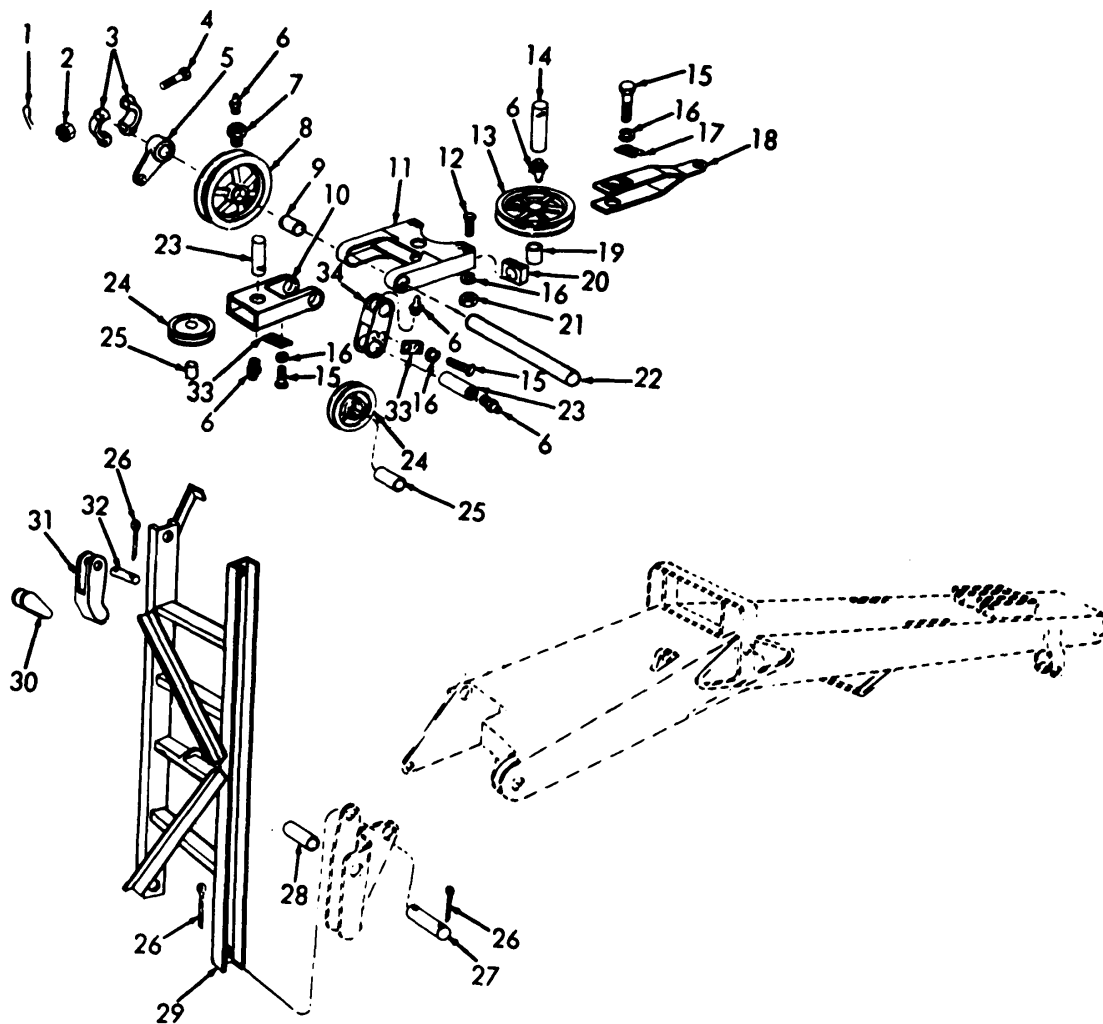


**MSC 3810-206-35P/93**

Figure No. 141. Backhoe Boom

LEGEND TO PARTS, FIGURE 141

ITEM NO	FUNCT GROUP	APPL PARTS	ITEM NAME	ITEM NO	FUNCT GROUP	APPL PARTS	ITEM NAME	ITEM NO	FUNCT GROUP	APPL PARTS	ITEM NAME
1	7412	3	SHAFT	14	7412	3	BOOM	27	7412	3	ADAPTER
2	7412	3	SHEAVE	15	7412	3	BEARING	28	7412	3	BEARING
3	7412	3	PIN	16	7412	3	FITTING	29	7412	3	ADAPTER
4	7412	3	PIN	17	7412	3	PIN	30	7412	3	PIN
5	7412	3	PIN	18	7412	3	PULLEY	31	7412	3	PIN
6	7412	3	WEDGE	19	7412	3	PIN	32	7412	3	PIN
7	7412	3	SOCKET	20	7412	3	PIN	33	7412	3	PIN
8	7412	3	GUARD	21	7412	3	SHEAVE	34	7412	3	PIN
9	7412	3	SCREW	22	7412	3	BEARING	35	7412	3	SHEAVE
10	7412	3	WASHER	23	7412	3	BEARING	36	7412	3	BUSHING
11	7412	3	BOLT	24	7412	3	PIN	37	7412	3	BEARING
12	7412	3	BLOCK	25	7412	3	BEARING	38	7412	3	PIN
13	7412	3	NUT	26	7412	3	BEARING				

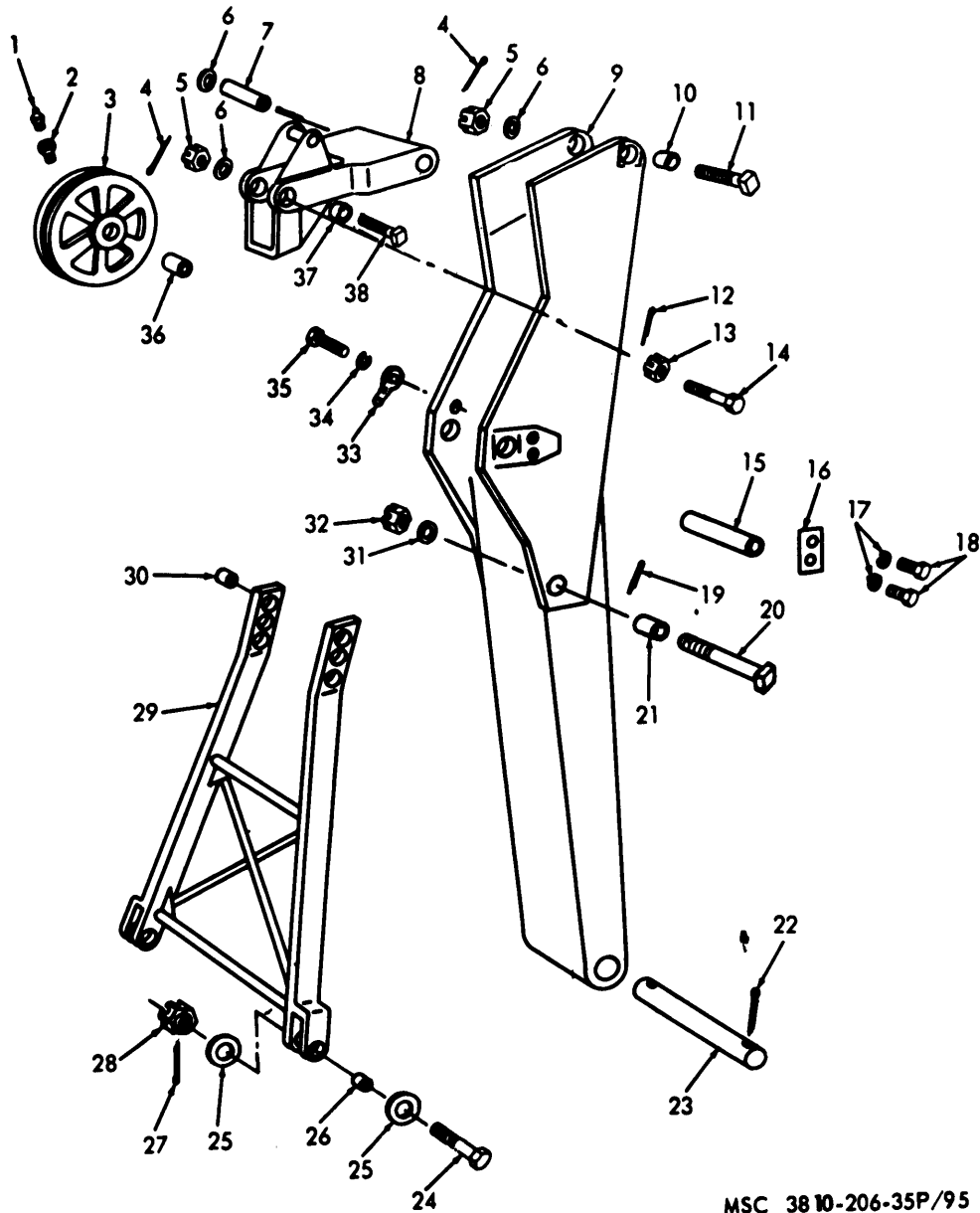


MSC 3810-206-35P/94

Figure No. 142. Backhoe Gantry

LEGEND TO PARTS, FIGURE 142

ITEM NO	FUNCT GROUP	APPL PARTS	ITEM NAME	ITEM NO	FUNCT GROUP	APPL PARTS	ITEM NAME	ITEM NO	FUNCT GROUP	APPL PARTS	ITEM NAME
1	7412	3	PIN	13	7412	3	SHEAVE	24	7412	3	PULLEY
2	7412	3	NUT	14	7412	3	PIN	25	7412	3	BEARING
3	7412	3	COLLAR	15	7412	3	SCREW	26	7412	3	PIN
4	7412	3	SCREW	16	7412	3	WASHER	27	7412	3	PIN
5	7412	3	LINK	17	7412	3	PLATE	28	7412	3	BEARING
6	7412	3	FITTING	18	7412	3	BRIDLE	29	7412	3	GANTRY
7	7412	3	BUSHING	19	7412	3	BEARING	30	7412	3	WEDGE
8	7412	3	SHEAVE	20	7412	3	GUIDE	31	7412	3	SOCKET
9	7412	3	BEARING	21	7412	3	NUT	32	7412	3	PIN
10	7412	3	FRAME	22	7412	3	SHAFT	33	7412	3	LOCKPLT
11	7412	3	FRAME	23	7412	3	PIN	34	7412	3	FRAME
12	7412	3	SCREW								



MSC 38 10-206-35P/95

Figure No. 143. Backhoe Handle And Sheave Block

LEGEND TO PARTS, FIGURE 143

ITEM NO	FUNCT GROUP	APPL PARTS	ITEM NAME	ITEM NO	FUNCT GROUP	APPL PARTS	ITEM NAME	ITEM NO	FUNCT GROUP	APPL PARTS	ITEM NAME
1	7412	3	FITTING	14	7412	3	BOLT	27	7412	3	PIN
2	7412	3	BUSHING	15	7412	3	PIN	28	7412	3	NUT
3	7412	3	SHEAVE	16	7412	3	PLATE	29	7412	3	BRACE
4	7412	3	PIN	17	7412	3	WASHER	30	7412	3	BEARING
5	7412	3	NUT	18	7412	3	SCREW	31	7412	3	WASHER
6	7412	3	WASHER	19	7412	3	PIN	32	7412	3	NUT
7	7412	3	SPACER	20	7412	3	BOLT	33	7412	3	ROD END
8	7412	3	FRAME	21	7412	3	BEARING	34	7412	3	WASHER
9	7412	3	DPR STK	22	7412	3	PIN	35	7412	3	BOLT
10	7412	3	BEARING	23	7412	3	PIN	36	7412	3	BEARING
11	7412	3	BOLT	24	7412	3	BOLT	37	7412	3	BEARING
12	7412	3	PIN	25	7412	3	WASHER	38	7412	3	BOLT
13	7412	3	NUT	26	7412	3	BEARING				



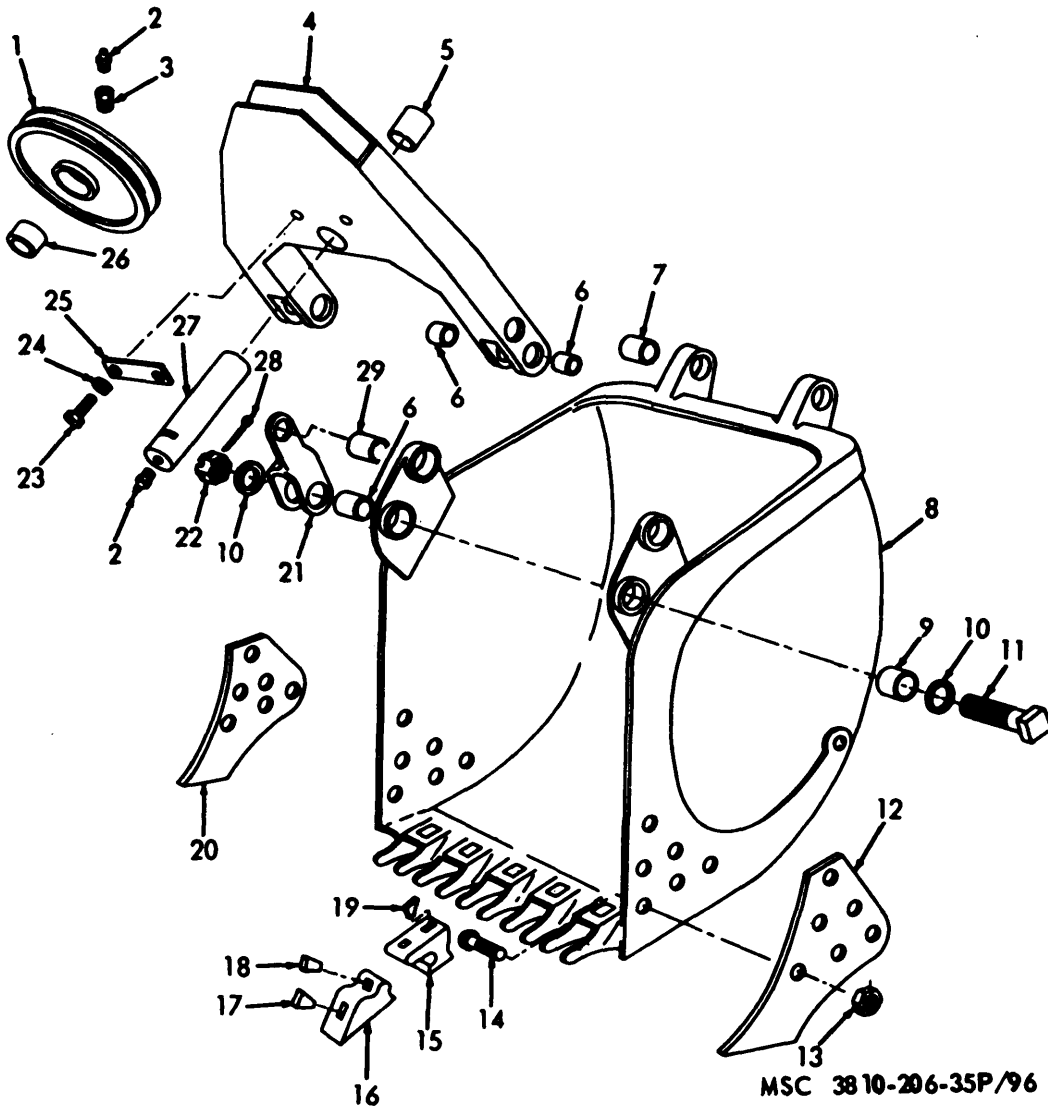


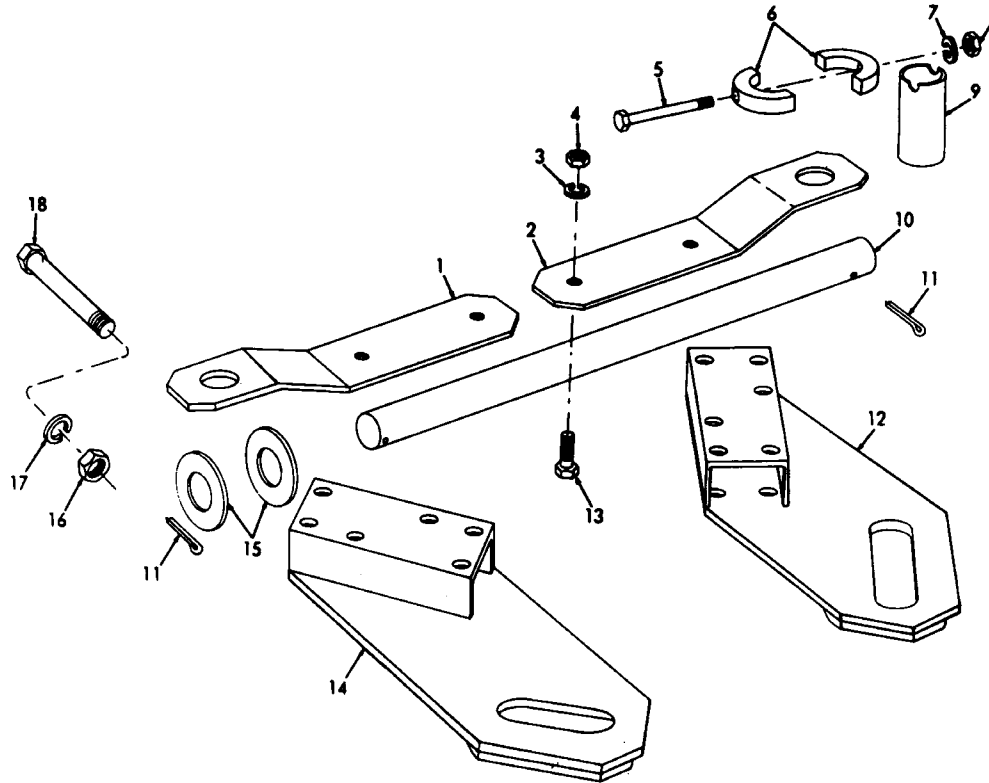
Figure No. 144. Backhoe Dipper And Bail

LEGEND TO PARTS, FIGURE 144'

ITEM NO	FUNCT GROUP	APPL PARTS	ITEM NAME	ITEM NO	FUNCT GROUP	APPL PARTS	ITEM NAME	ITBE NO	FUNCT GROUP	APPL PARTS	ITEM NAME
1	7412	3	SHEAVE	11	7412	3	BOLT	21	7412	3	LINK
2	7412	3	FITTING	12	7412	3	CTG EDG	22	7412	3	NUT
3	7412	3	BUSHING	13	7412	3	NUT	23	7412	3	SCREW
4	7412	3	BALL	1	7412	3	BOLT	24	7412	3	WASHER
5	7412	3	BUSHING	15	7.12	3	ADAPTER	25	7412	3	PLATE
6	7412	3	BEARING	16	7412	3	TH PNT	26	7412	3	BEARING
7	7412	3	BUSHING	17	7112	3	PLUG	27	7412	3	PIN
8	7412	3	DIPPER	18	71112	3	PIN	28	7412	3	PIN
9	7412	3	BUSHING	19	7412	3	KEY	29	7412	3	BEARING
10	7412	3	WASHER	20	712	3	CTG EDG				

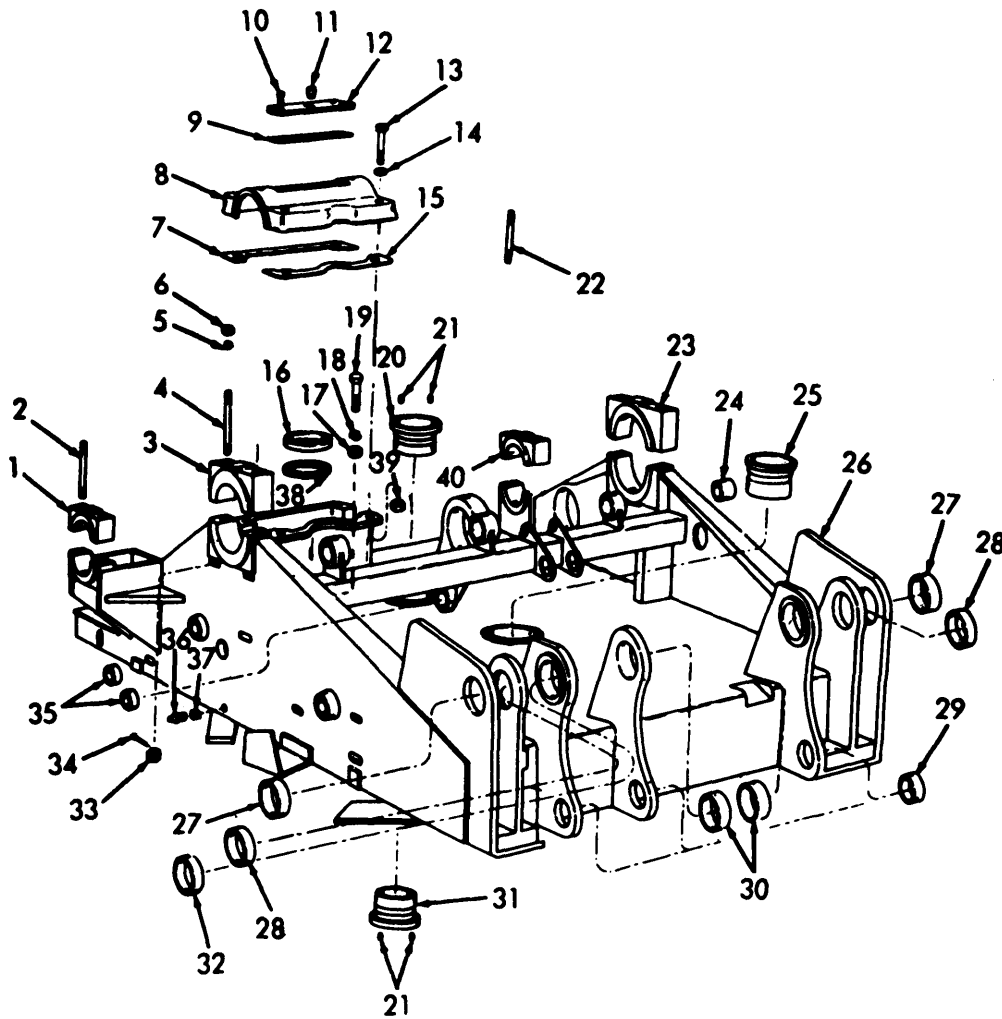
LEGEND TO PARTS, FIGURE 145

ITEM NO	FUNCT GROUP	APPL PARTS	ITEM NAME	ITEM NO	FUNCT GROUP	APPL PARTS	ITEM NAME
1	A713	3	ADAPTER	10	7413	3	PIN
2	7413	3	ADAPTER	11	7413	3	PIN
3	7413	3	WASHG	12	7413	3	ADAPTER
4	7413	3	NUT	13	7413	3	SCREW
5	7113	3	BOLT	14	7413	3	ADAPTER
6	7%13	3	COLLAR	15	7413	3	WASHER
7	7413	3	ASHE	16	7413	3	NUT
8	7113	3	NUT	17	7413	3	WASHER
9	7413	3	SPACER	18	7413	3	WASHER



EMC 5-3810-206-20P 64

Figure No. 145. Pile Driver Adapter

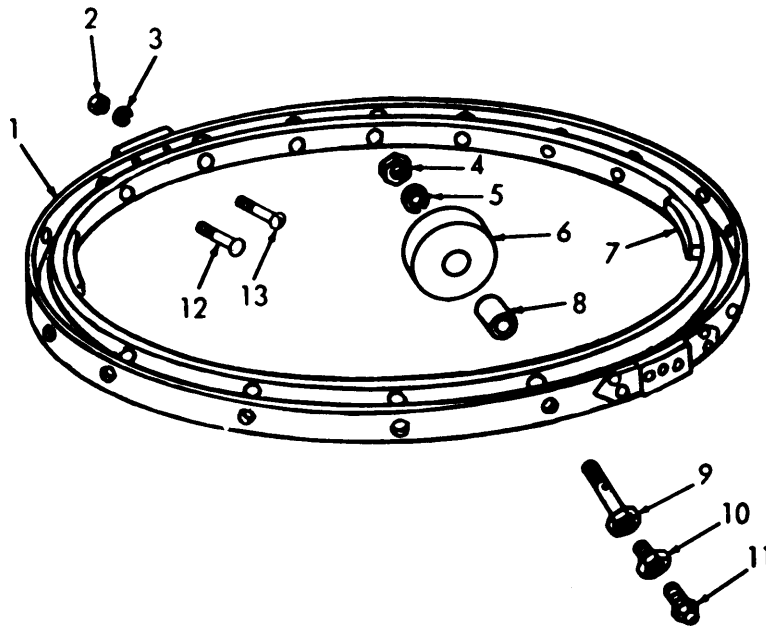


MSC 3810-206-35P/98

Figure No. 146. Revolving Frame

LEGEND TO PARTS, FIGURE 146

ITEM NO	FUNCT GROUP	APPL PARTS	ITEM NAME	ITEM NO	FUNCT GROUP	APPL PARTS	ITEM NAME	ITEM NO	FUNCT GROUP	APPL PARTS	ITEM NAME
1	7414	3	CAP	15	7420	3	GASKET	28	7414	3	BEARING
2	7414	3	BOLT	16	7414	3	SEAL	29	7414	3	BEARING
3	7414	3	CAP	17	7414	3	NUT	30	7414	3	BEARING
4	7414	3	BOLT	18	7414	3	WASHER	31	7414	3	BEARING
5	7414	3	WASHER	19	7414	3	BOLT	32	7414	3	BEARING
6	7414	3	NUT	23	7414	3	BEARING	33	7414	3	NUT
7	7420	3	GASKET	21	7414	3	PIN	34	7414	3	PIN
8	7420	3	COVER	22	7414	3	BOLT	35	7414	3	BEARING
9	7420	3	FELT	23	7414	3	CAP	36	7414	3	FITTING
10	7420	3	THBSCRW	24	7414	3	BEARING	37	7414	3	BUSHING
11	7420	3	BREATHR	25	7414	3	BEARING	38	7414	3	SEAL
12	7420	3	COVER	26	7414	3	FRAME	39	7420	3	NUT
13	7420	3	SCREW	27	7414	3	BEARING	40	7414	3	CAP
14	7420	3	WASHER								



MSC 3810-206-35P/99

Figure No. 147. Roller Circle And Rollers

LEGEND TO PARTS, FIGURE 147							
ITEM NO	FUNCT GROUP	APPL PARTS	ITEM NAME	ITEM NO	FUNCT GROUP	APPL PARTS	ITEM NAME
1	7414	3	SEGMENT	8	7414	3	SHAFT
2	7414	3	NUT	9	7414	3	BOLT
3	7414	3	WASHER	10	7414	3	BUSHING
4	7414	3	NUT	11	7414	3	FITTING
5	7414	3	WASHER	12	7414	3	BOLT
6	7414	3	ROLLER	13	7414	3	SCREW
7	7414	3	SEGMENT				

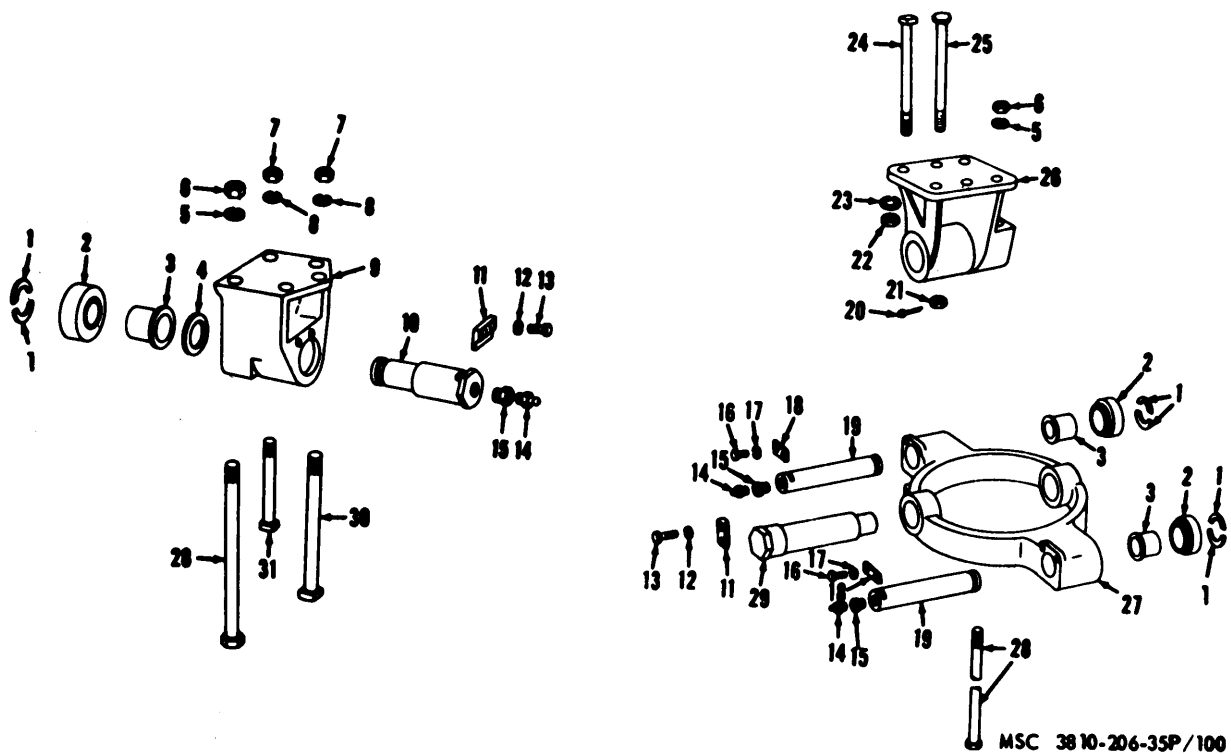
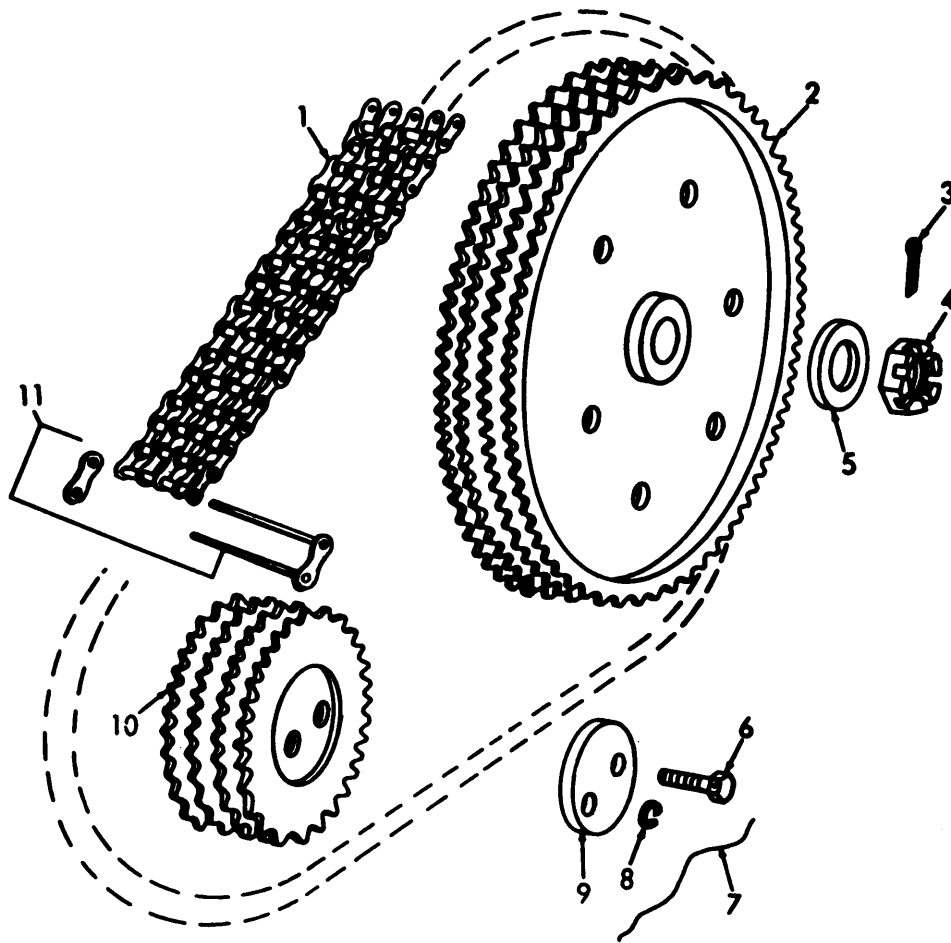


Figure No. 148. Front And Rear Hook Roller Brackets

LEGEND TO PARTS, FIGURE 148

ITEM NO	FUNCT GROUP	APPL PARTS	ITEM NAME	ITEM NO.	FUNCT GROUP	APPL PARTS	ITEM NAME	ITEM NO	FUNCT GROUP	APPL PARTS	ITEM NAME
1	7414	3	RETAINR	12	7414	3	WASHER	22	7414	3	NUT
2	7414	3	ROLLER	13	7414	3	SCREW	23	7414	3	WASHER
3	714	3	BEARING	14	7414	3	FITTING	24	7414	3	BOLT
4	7414	3	WASHER	15	7414	3	BUSH ING	25	7414	3	BOLT
5	7414	3	WASHER	16	7414	3	SCREW	26	7414	3	BRACKET
6	7414	3	NUT	17	7414	3	WASHER	27	7414	3	ARM
7	7414	3	NUT	18	7414	3	LOCK PL	28	7414	3	BOLT
8	7414	3	WASHER	19	7414	3	PIN	29	7414	3	PIN
9	7414	3	BRACKET	20	7414	3	PIN	30	7414	3	SCREW
10	7414	3	SHAFT	21	7414,	3	NUT	31	7414	3	BOLT
11	7414	3	PLATE								



MSC 38 10-206-35P/101

Figure No. 149. Jackshaft And Power Take-Off Sprocket

LEGEND TO PARTS, FIGURE 149

ITEM NO	FUNCT GROUP	APPL PARTS	ITEM NAME	ITEM NO	FUNCT GROUP	APPL PARTS	ITEM NAME
1	7416	3	CHAIN	7	7416	3	WIRE
2	7416	3	SPROCKT	8	7416	3	WASHER
3	7416	3	PIN	9	7416	3	WASHER
4	7416	3	NUT	10	7416	3	SPROCKT
5	7416	3	WASHER	11	7416	3	LINK
6	7416	3	SCREW				

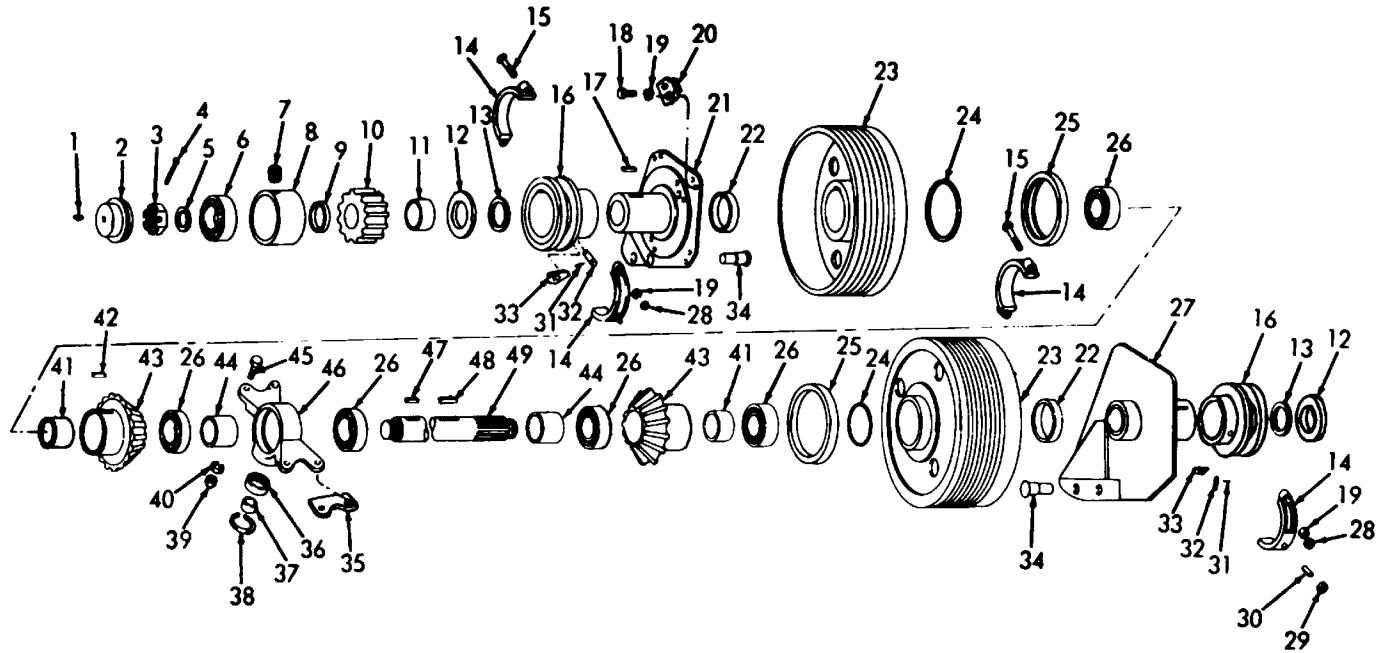
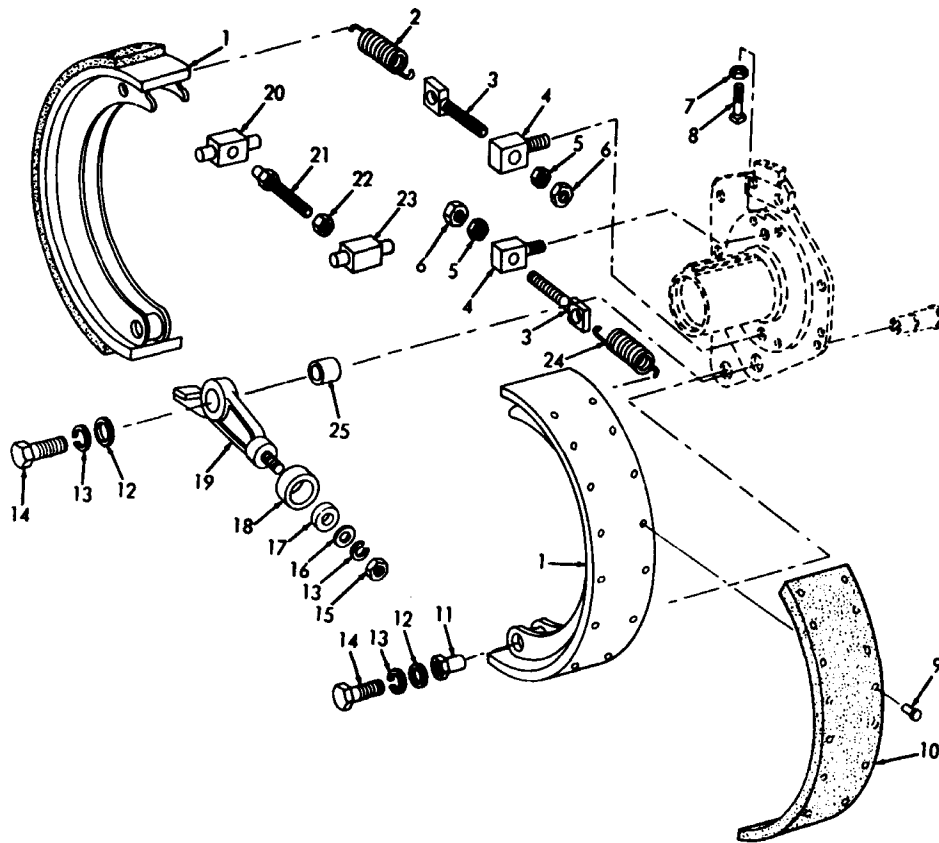


Figure No. 150. Band End Horizontal Swing Shaft

LEGEND TO PARTS, FIGURE 150

ITEM NO	FUNCT GROUP	APPL PARTS	ITEM NAME	ITEM NO	FUNCT GROUP	APPL PARTS	ITEM NAME	ITEM NO	FUNCT GROUP	APPL PARTS	ITEM NAME
1	7416	3	FITTING	18	7416	3	SCREW	34	7416	3	PIN
2	7416	3	RETAINR	19	7416	3	WASHER	35	7416	3	SHIM
3	7416	3	NUT	20	7416	3	BRACKET	36	7416	3	BEARING
4	7416	3	PIN	21	7416	3	SPIDER	37	7416	3	BEARING
5	7416	3	WASHER	22	7416	3	SEAL	38	7416	3	RING
6	7416	3	BEARING	23	7416	3	CLH DRM	39	7416	3	NUT
7	7416	3	SETSCRW	24	7416	3	RING	40	7416	3	WASHER
8	7416	3	HOUSING	25	7416	3	SEAL	41	7416	3	SPACER
9	7416	3	SPACER	26	7416	3	BEAR ING	42	7416	3	KEY
10	7416	3	GEAR	27	7416	3	SPIDER	43	7416	3	GEAR
11	7416	3	SPACER	28	7416	3	NUT	44	7416	3	SPACER
12	7416	3	WASHER	29	7416	3	WASHER	45	7416	3	SCREW
13	7416	3	GASKET	30	7416	3	PIN	46	7416	3	BEARING
14	7416	3	COLLAR	31	7416	3	PIN	47	7416	3	KEY
15	7416	3	SCREW	32	7416	3	CAM	48	7416	3	KEY
16	7416	3	SHIFTER	33	7416	3	CAM	49	7416	3	JACK ST
17	7416	3	KEY								

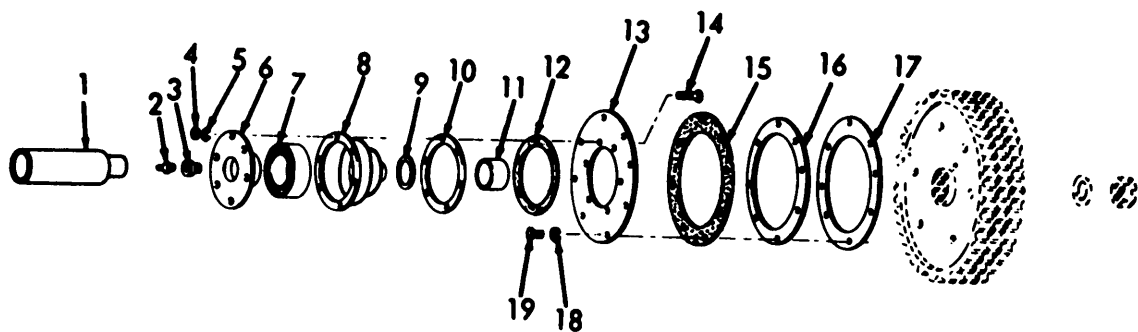


MSC 38100 26-35P/103

Figure No. 151. Jackshaft Clutch Band

LEGIEN TO PARTS, FIGURE 151			
ITEM NO	FUNCT GROUP	APPL PARTS	ITEM NAME
1	7416	3	BK E SHE
2	7416	3	SPRING
3	7416	3	STUD
4	7416	3	STUO
5	7416	3	NUT
6	7416	3	NUT
7	7416	3	NUT
8	7416	3	SETSCRW
9	7416	3	RIVET
10	7416	3	LINING
11	7416	3	SLEEV.
12	7416	3	WASHER
13	7416	3	WASHER
14	7416	3	SCREW
15	7416	3	NUT
16	7416	3	WASHER
17	7416	3	BEARING
18	7416	3	ROLLER
19	74 16	3	LEVER
20	7416	3	YOKE
21	7416	3	BOLT
22	7416	3	NUT
23	7416	3	YOKE
24	74 16	3	SPRING
25	7416	3	BEARING



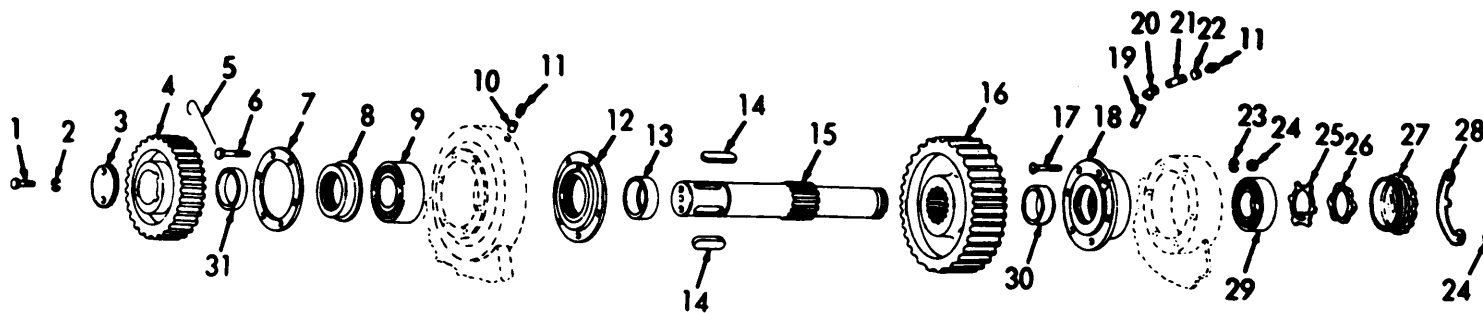


MSC 3810-206-35P/104

Figure No. 152. Horizontal Swing Shaft Sprocket End Components

LEGEND TO PARTS, FIGURE 152

ITEM NO	FUNCT GROUP	APPL PARTS	ITEM NAME	ITEM NO	FUNCT GROUP	APPL PARTS	ITEM NAME
1	7416	3	SPACER	11	7416	3	SPACER
2	7416	3	FITTING	12	7416	3	GASKET
3	7416	3	BUSHING	13	7416	3	RING
4	7416	3	NUT	14	7416	3	SCREW
5	7416	3	WASHER	15	7416	3	GASKET
6	7416	3	RETAINR	16	7416	3	RING
7	7416	3	BEARING	17	7416	3	RING
8	7416	3	HOUSING	18	7416	3	WASHER
9	7416	3	SEAL	19	7416	3	SCREW
1n	7416	3	SHIM				

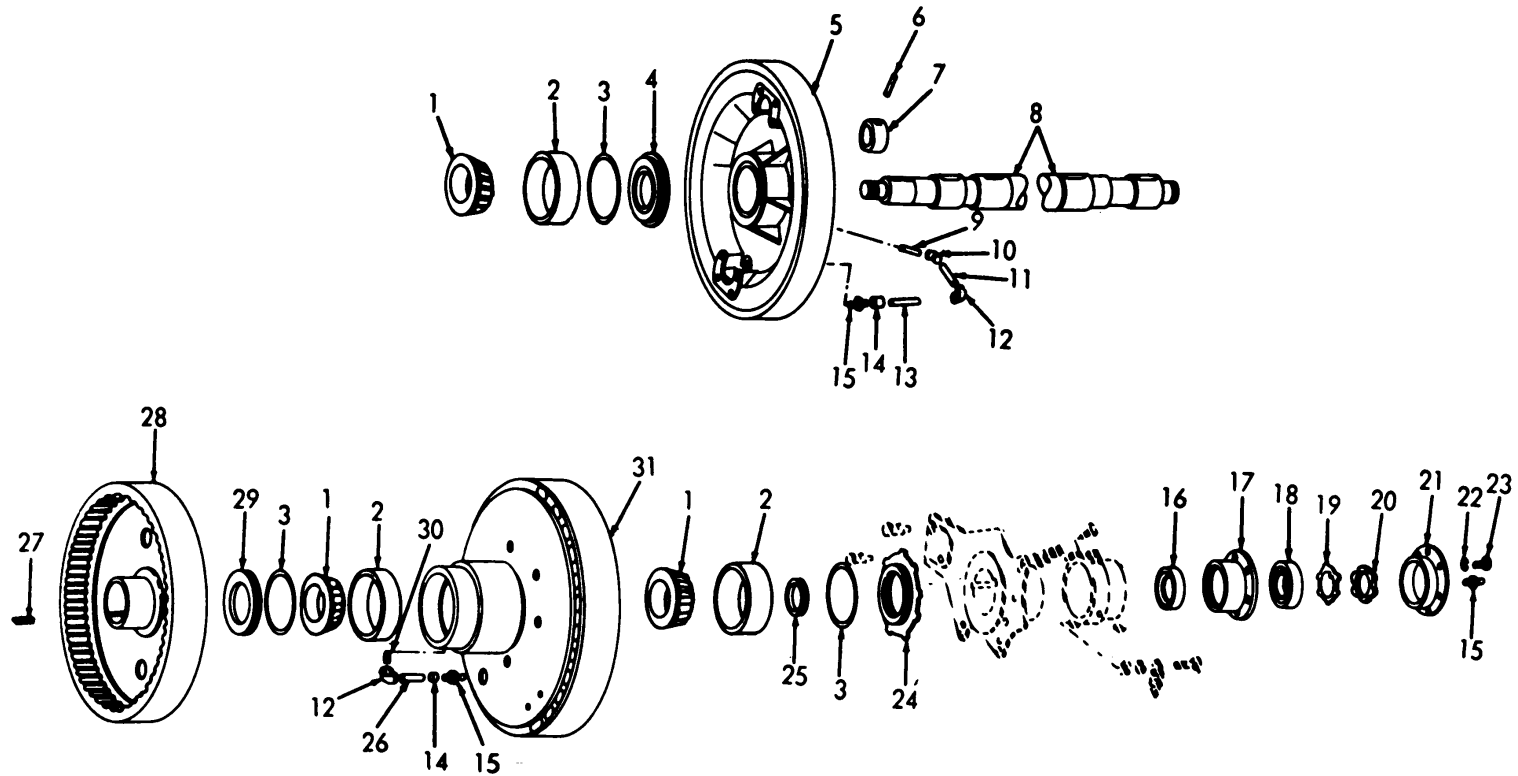


MSC 3810-206-35P/105

Figure No. 153. Intermediate Hoist Shaft

LEGEND TO PARTS, FIGURE 153

ITEM NO	FUNCT GROUP	APPL PARTS	ITEM NAME	ITEM NO	FUNCT GROUP	APPL PARTS	ITEM NAME	ITEM NO	FUNCT GROUP	APPL PARTS	ITEM NAME
1	7416	3	SCREW	12	7416	3	RETAINR	22	7416	3	COUPLNG
2	7416	3	WASHER	13	741,	3	SPACER	23	7416	3	WASHER
3	7416	3	COLLAR	14	7416	3	KEY	24	7416	3	NUT
4	7416	3	GEAR	15	7416	3	SHAFT	25	7416	3	WASHER
5	7416	3	WIRE	16	7416	3	GEAR	26	7416	3	NUT
6	7416	3	SCREW	17	7416	3	SCREW	27	7416	3	RETAINR
7	7416	3	PLATE	18	7416	3	HOUSING	28	7416	3	PLATE
8	7416	3	RETAINR	19	7416	3	NIPPLE	29	7416	3	BEARING
9	7416	3	BEARING	20	7416	3	ELBOW	30	7416	3	SPACER
10	7416	3	BUSHING	21	7416	3	NIPPLE	31	7416	3	SPACER
11	7416	3	FITTING								

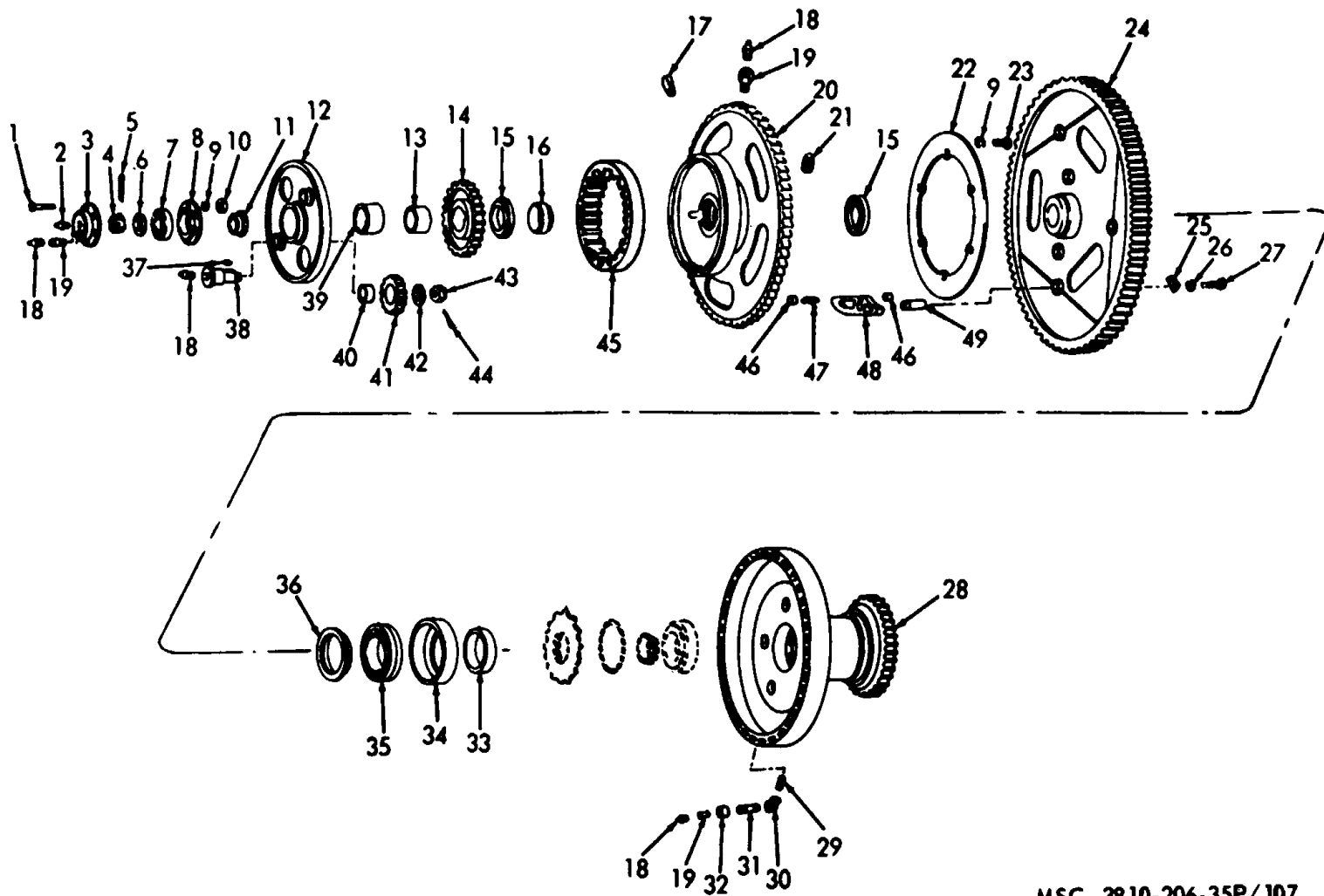


MSC 3810-206-35P/106

Figure No. 154. Hoist Shaft Clutch And Spider

LEGEND TO PARTS, FIGURE 154

ITEM NO	FUNCT GROUP	APPL PARTS	ITEM NAME	ITEM NO	FUNCT GROUP	APPL PARTS	ITEM NAME	ITEM NO	FUNCT GROUP	APPL PARTS	ITEM NAME
1	7416	3	CN-RLRS	12	7416	3	ELBOW	22	7416	3	WASHER
2	7416	3	CUP	13	7416	3	NIPPLE	23	7416	3	SCREW
3	7416	3	PACKING	14	7416	3	COUPLNG	24	7416	3	RETAINR
4	7416	3	RETAINR	15	7416	3	FITTING	25	7416	3	SPACER
5	7416	3	SPIDER	16	7416	3	SPACER	26	7416	3	NIPPLE
6	7416	3	PIN	17	7416	3	HOUSING	27	7416	3	KEY
7	7416	3	BEARING	18	7416	3	BEARING	28	7416	3	GEAR
8	7416	3	SHAFT	19	7416	3	WASHER	29	7416	3	RETAINR
9	7416	3	NIPPLE	20	7416	3	NUT	30	716	3	NIPPLE
10	7416	3	ELBOW	21	7416	3	CAP	31	7116	3	SPIDER
11	7416	3	NIPPLE								

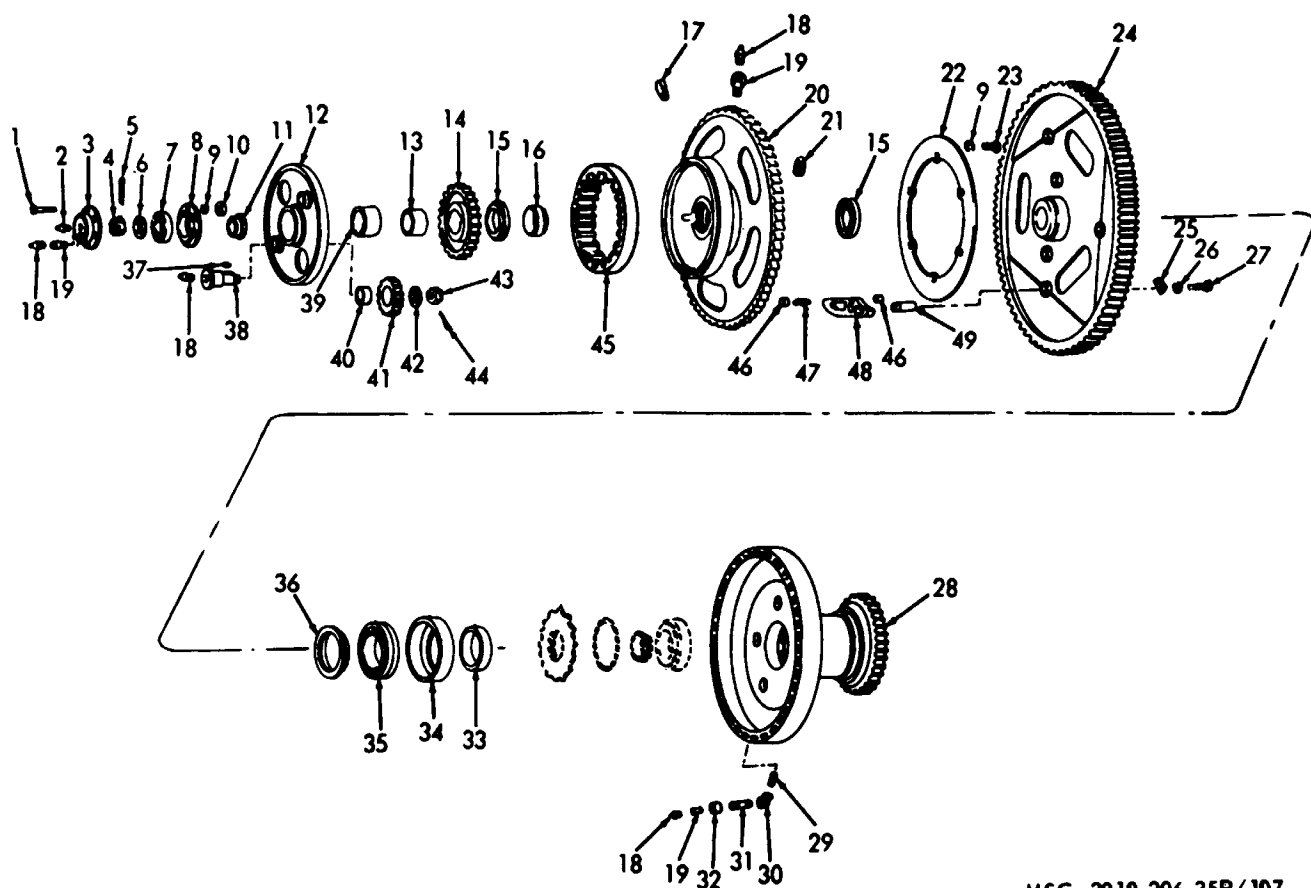


MSC 3810-206-35P/107

Figure No. 155. Hoist Drum Spider And Gear

**LEGEND TO PARTS, FIGURE 155**

ITEM NO.	FUNCT GROUP	APPL PARTS	ITEM NAME	ITEM NO.	FUNCT GROUP	APPL PARTS	ITEM NAME	ITEM NO.	FUNCT GROUP	APPL PARTS	ITEM NAME
1	7416	3	BOLT	18	7416	3	FITTING	33	7416	3	SPACER
2	7416	3	BREATHR	18	7420	3	FITTING	34	7416	3	RETAINR
3	7416	3	CAP	19	7416	3	BUSHING	35	7416	3	BEARING
4	7416	3	NUT	19	7420	3	BUSHING	36	7416	3	SEAL
5	7416	3	PIN	20	7420	3	CBE DRM	37	7420	3	KEY
6	7416	3	WASHER	21	7420	3	PLUG	38	7420	3	PIN
7	7416	3	BEARING	22	7420	3	PLATE	39	7420	3	BEARING
8	7416	3	RETAINR	23	7420	3	SCREW	40	7420	3	BUSHING
9	7416	3	WASHER	24	7416	3	GEAR	41	7420	3	GEAR
9	7416	3	WASHER	25	7416	3	PLATE	42	7420	3	WASHER
10	7416	3	NUT	26	7416	3	WASHER	43	7420	3	NUT
11	7416	3	SPACER	27	7416	3	SCREW	44	7420	3	PIN
12	7416	3	SPIDER	28	7416	3	SPIDER	45	7420	3	GEAR
13	7420	3	SLEEVE	29	7416	3	NIPPLE	46	7420	3	PLUG
14	7420	3	GEAR	30	7416	3	COUPLING	47	7420	3	SPRING
15	7420	3	CN-RLRS	31	7416	3	NIPPLE	48	7416	3	PAWL
16	7420	3	SPACER	32	7416	3	COUPLING	49	7416	3	PIN
17	7420	3	WEDGE								



MSC 3810-206-35P/107

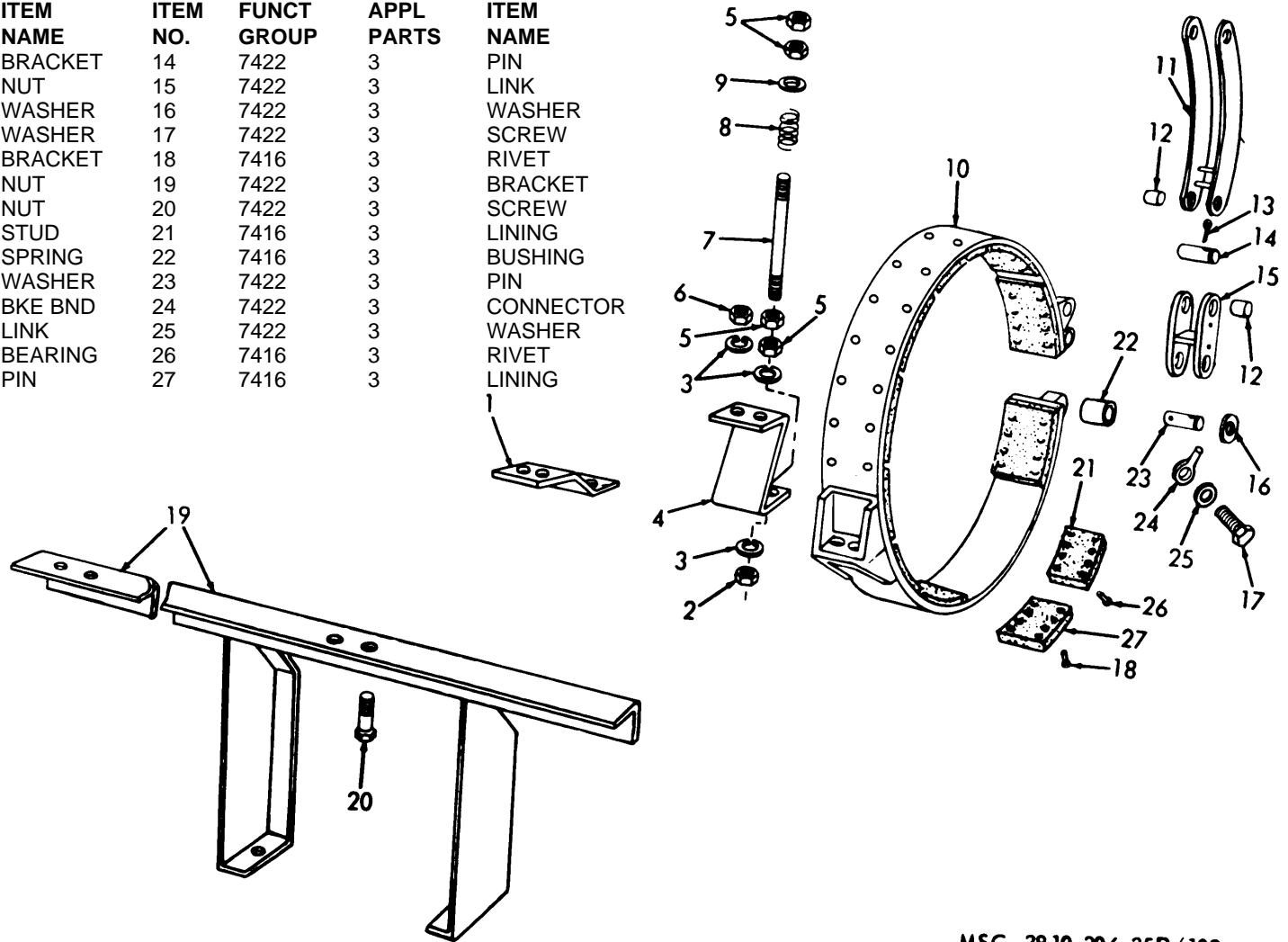
Figure No. 156. Hoist Drum Logging

LEGEND TO PARTS, FIGURE 156

ITEM NO	FUNCT GROUP	APPL PARTS	ITEM NAME	ITEM NO	FUNCT GROUP	APPL PARTS	ITEM NAME
1	7416	3	LAGGING	6	7416	3	NUT
2	7416	3	SCREW	7	7116	3	WASHER
3	7416	3	WASHER	8	7416	3	LAGGING
4	7416	3	NUT	9	7416	3	BOLT
5	7416	3	WEDGE				

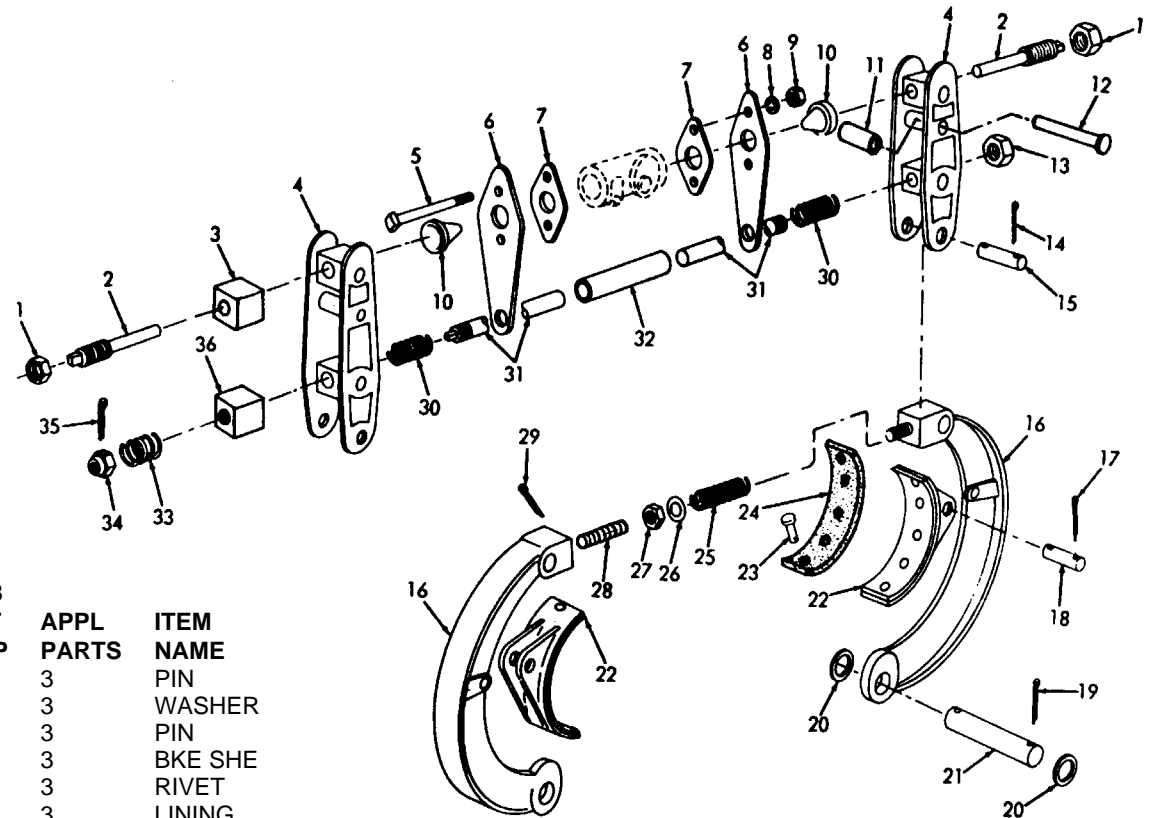
**LEGEND TO PARTS, FIGURE 157**

ITEM NO.	FUNCT GROUP	APPL PARTS	ITEM NAME	ITEM NO.	FUNCT GROUP	APPL PARTS	ITEM NAME
1	7422	3	BRACKET	14	7422	3	PIN
2	7416	3	NUT	15	7422	3	LINK
3	7416	3	WASHER	16	7422	3	WASHER
3	7422	3	WASHER	17	7422	3	SCREW
4	7422	3	BRACKET	18	7416	3	RIVET
5	7422	3	NUT	19	7422	3	BRACKET
6	7422	3	NUT	20	7422	3	SCREW
7	7416	3	STUD	21	7416	3	LINING
8	7422	3	SPRING	22	7416	3	BUSHING
9	7422	3	WASHER	23	7422	3	PIN
10	7416	3	BKE BND	24	7422	3	CONNECTOR
11	7422	3	LINK	25	7422	3	WASHER
12	7422	3	BEARING	26	7416	3	RIVET
13	7422	3	PIN	27	7416	3	LINING



MSC 3810-206-35P/109

Figure No. 157. Hoist And Planetary Brake Band



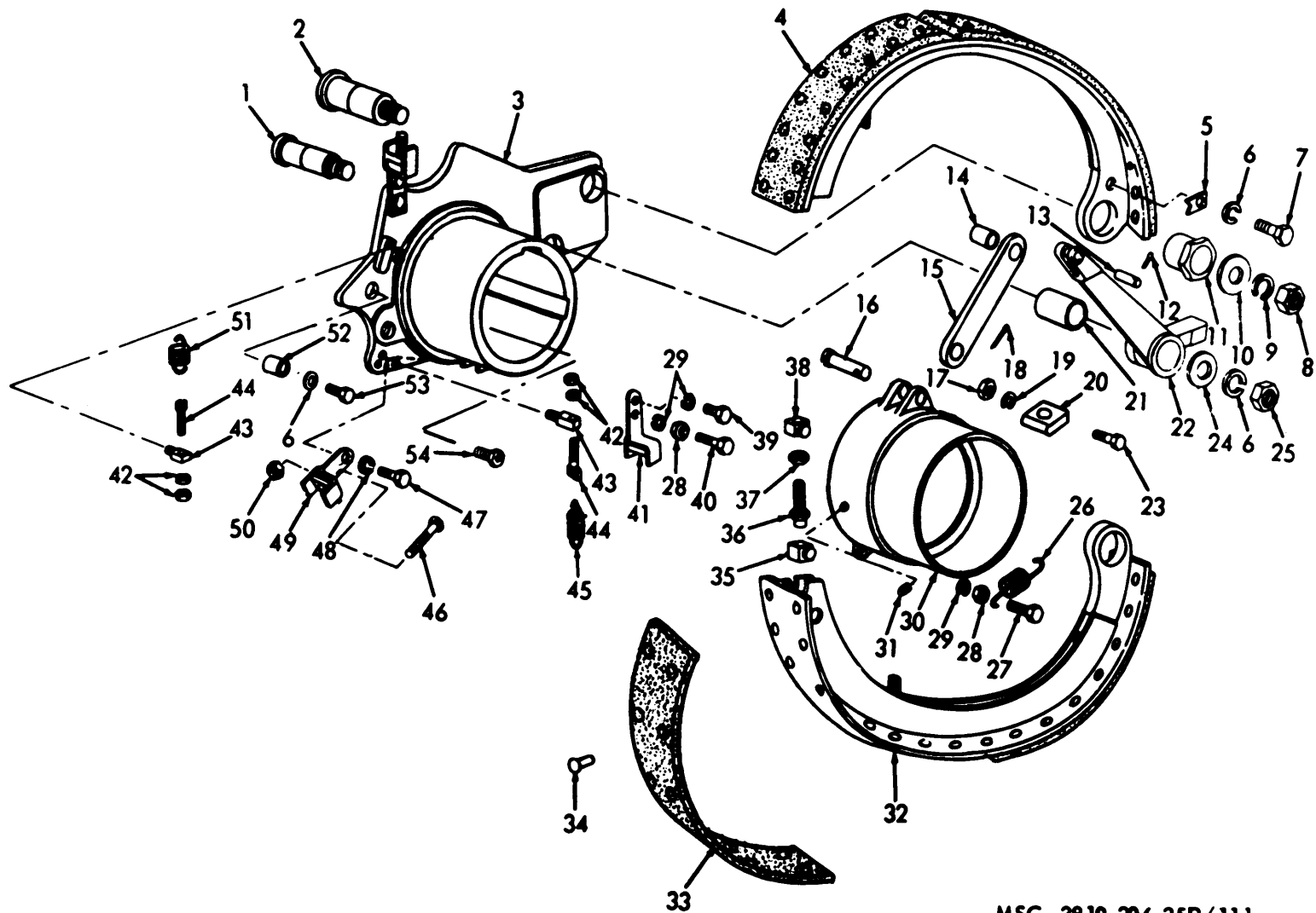
**LEGEND TO PARTS, FIGURE 158**

ITEM NO.	FUNCT GROUP	APPL PARTS	ITEM NAME	ITEM NO.	FUNCT GROUP	APPL PARTS	ITEM NAME
1	7422	3	NUT	19	7416	3	PIN
2	7422	3	STUD	20	7416	3	WASHER
3	7422	3	TRUNION	21	7416	3	PIN
4	7422	3	LEVER	22	7416	3	BKE SHE
5	7422	3	BOLT	23	7416	3	RIVET
6	7422	3	PLATE	24	7416	3	LINING
7	7422	3	PLATE	25	7416	3	SPRING
8	7422	3	WASHER	26	7416	3	WASHER
9	7422	3	NUT	27	7416	3	NUT
10	7422	3	THIMBLE	28	7416	3	STUD
11	7422	3	SPACER	29	7416	3	PIN
12	7422	3	RIVET	30	7422	3	SPRING
13	7422	3	NUT	31	7422	3	BOLT
14	7422	3	PIN	32	7422	3	SPACER
15	7422	3	PIN	33	7422	3	SPRING
16	7416	3	JAW	34	7422	3	NUT
17	7416	3	PIN	35	7422	3	PIN
18	7416	3	PIN	36	7422	3	TRUNION

MSC 3810-206-35P/110

Figure No. 158. Auxiliary Hoist And Digging Drum Clutch And Linkage





MSC 3810-206-35P/111

Figure No. 159. Clutch Band Shoe And Lever

**LEGEND TO PARTS, FIGURE 159**

ITEM NO.	FUNCT GROUP	APPL PARTS	ITEM NAME	ITEM NO.	FUNCT GROUP	APPL PARTS	ITEM NAME	ITEM NO.	FUNCT GROUP	APPL PARTS	ITEM NAME
1	7416	3	BOLT	19	7416	3	WASHER	37	7416	3	NUT
2	7416	3	BOLT	20	7416	3	BUMPER	38	7416	3	YOKE
3	7416	3	SPIDER	21	7416	3	BEARING	39	7416	3	SCREW
4	7416	3	SHOE	22	7416	3	LEVER	40	7416	3	SCREW
5	7416	3	PLATE	23	7416	3	SCREW	41	7416	3	BRACKET
6	7416	3	WASHER	24	7416	3	WASHER	12	7416	3	NUT
7	7416	3	SCREW	25	7416	3	NUT	43	7416	3	STUD
8	7416	3	NUT	26	7416	3	SPRING	44	7416	3	BOLT
9	7416	3	WASHER	27	7416	3	SCREW	45	7416	3	SPRING
10	7416	3	WASHER	28	7416	3	NUT	46	7616	3	SCREW
11	7416	3	SLEEVE	29	7416	3	WASHER	47	7416	3	SCREW
12	7416	3	PIN	30	7416	3	DRUM	48	7416	3	WASHER
13	7416	3	PIN	31	7416	3	PLUG	49	7116	3	BRACKET
14	7416	3	BEARING	32	7416	3	SHOE	50	7416	3	NUT
15	7416	3	LINK	33	7416	3	LINING	51	7416	3	SPRING
16	7416	3	PIN	31	7416	3	RIVET	52	7416	3	SPACER
17	7416	3	NUT	35	7416	3	TRUNION	53	7416	3	SCREW
18	7416	3	PIN	36	7416	3	BOLT	54	7116	3	SCREW

**LEGEND TO PARTS, FIGURE 160**

ITEM NO.	FUNCT GROUP	APPL PARTS	ITEM NAME
1	7416	3	BOLT
2	7416	3	SPKLT WH
3	7416	3	WASHER
4	7416	3	PIN
5	7416	3	NUT
6	7416	3	LAGGING
7	7416	3	BOLT
8	7416	3	WASHER
9	7416	3	NUT
10	7416	3	WEDGE

ITEM NO.	FUNCT GROUP	APPL PARTS	ITEM NAME
11	7416	3	LAGGING
12	7416	3	SCREW
13	7416	3	BOLT
14	7416	3	WASHER
15	7416	3	NUT
16	7416	3	BRACKET
17	7416	3	BUSHING
18	7416	3	FITTING
19	7416	3	SCREW
20	7416	3	GEAR
21	7416	3	BEARING
22	7416	3	KEY
23	7416	3	SHAFT

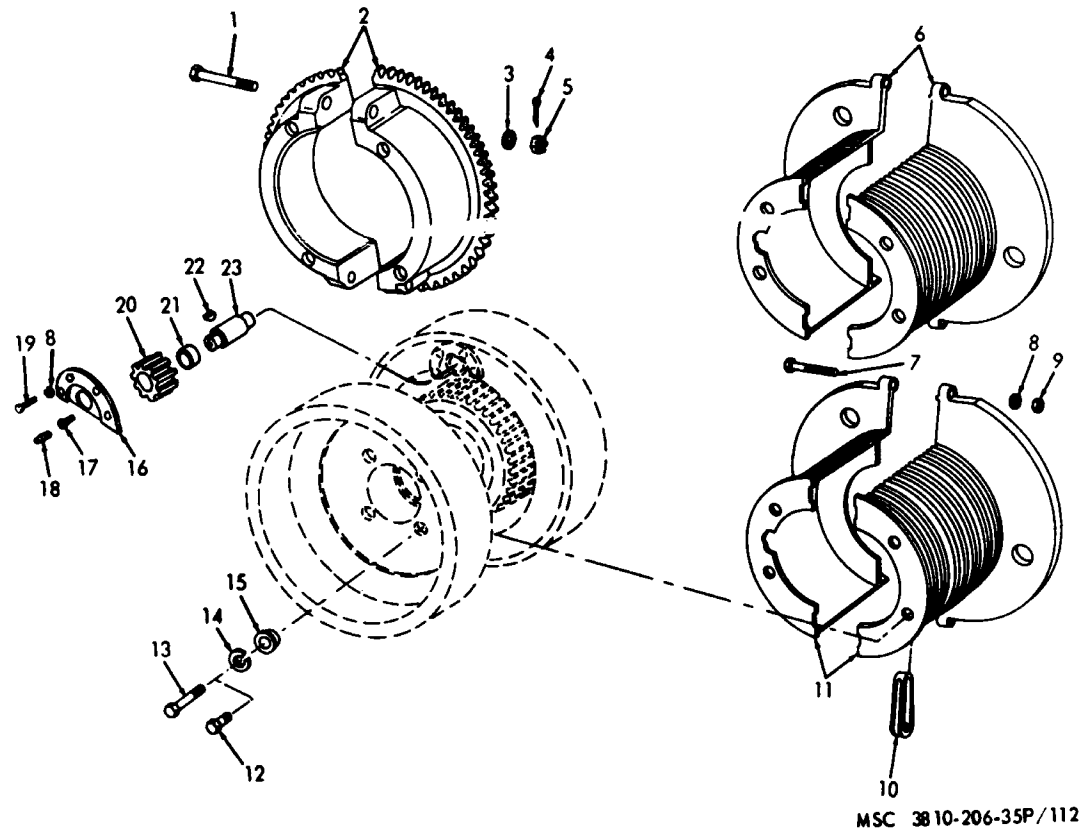


Figure No. 160. Digging Drum Sprocket Wheel

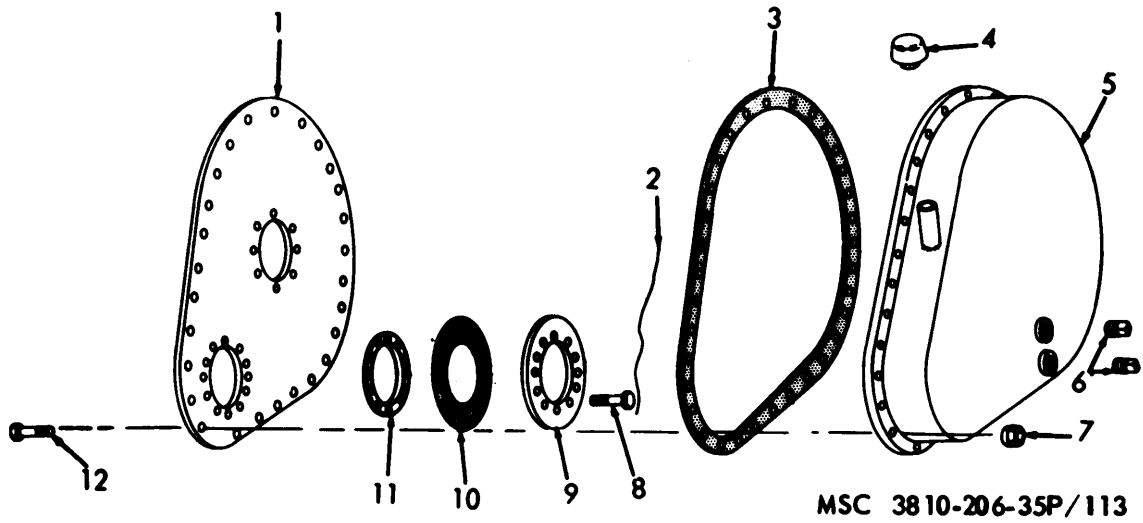


Figure No. 161. Engine Chain Case

**LEGEND TO PARTS, FIGURE 161**

ITEM NO.	FUNCT GROUP	APPL PARTS	ITEM NAME
1	7416	3	PLATE
2	7416	3	WIRE
3	7416	3	GASKET
4	7416	3	CAP
5	7416	3	CASE
6	7416	3	PLUG
7	7416	3	NUT
8	7416	3	SCREW
9	7416	3	RING
10	7416	3	GASKET
11	7416	3	RING
12	7416	3	BOLT

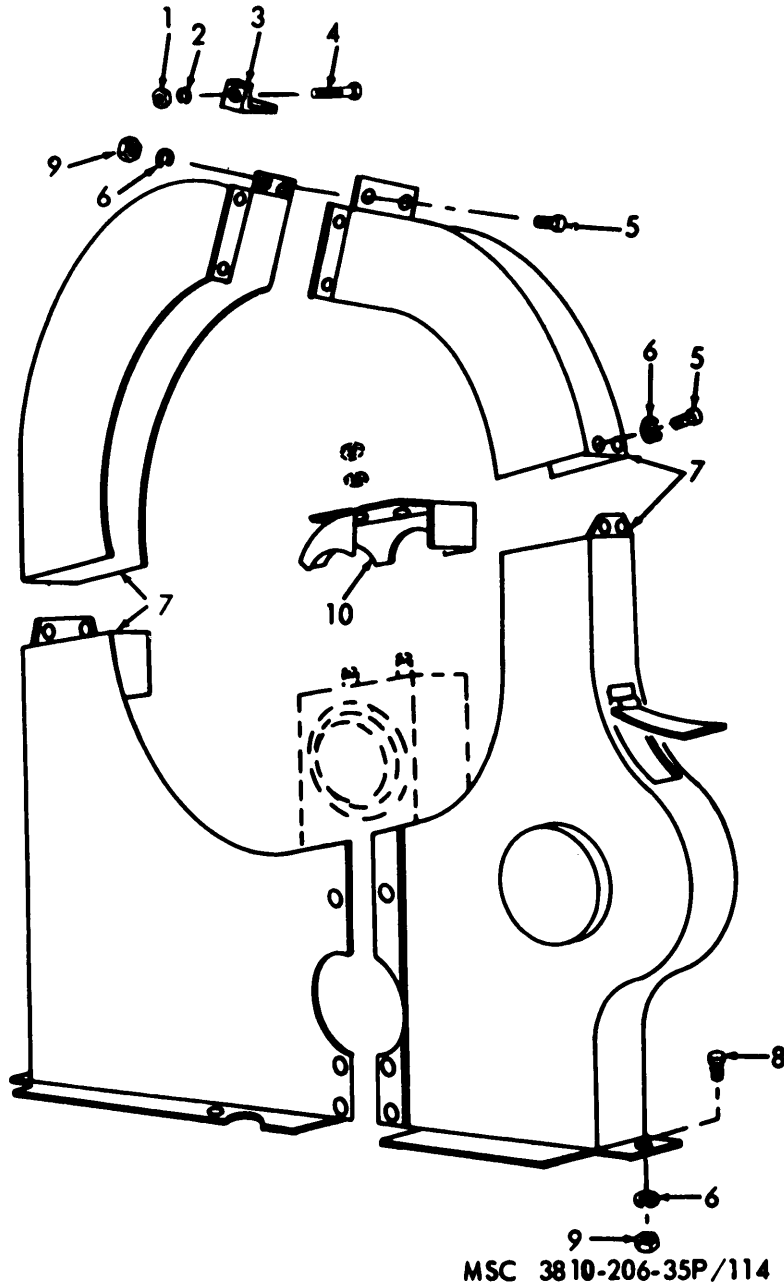


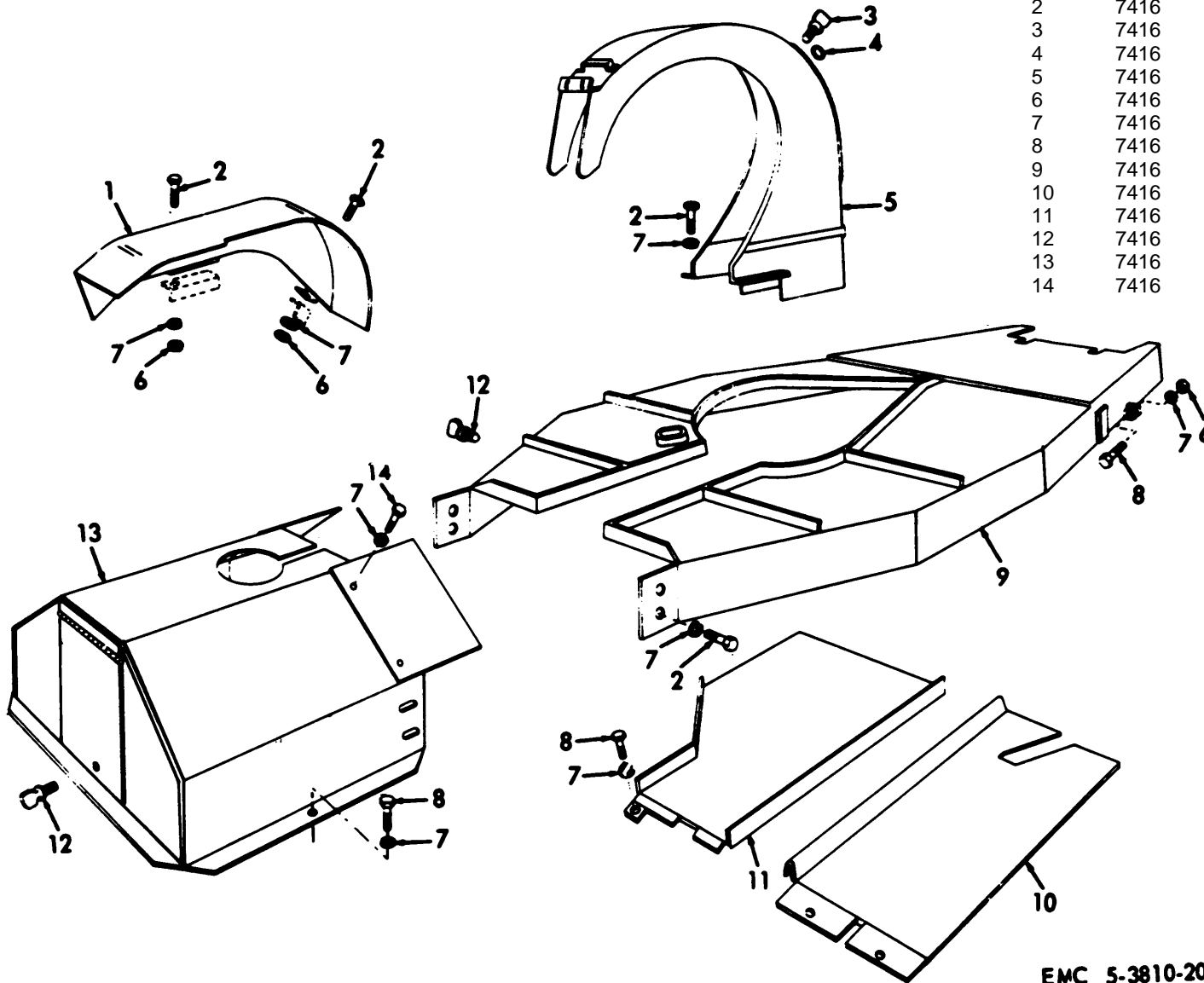
Figure No. 162. Hoist Machinery Gear Guard

LEGEND TO PARTS, FIGURE 162

ITEM NO.	FUNCT GROUP	APPL PARTS	ITEM NAME	ITEM NO.	FUNCT GROUP	APPL PARTS	ITEM NAME
1	7416	3	NUT	6	7416	3	WASHER
2	7416	3	WASHER	7	7416	3	GUARD
3	7416	3	CLIP	8	7416	3	BOLT
4	7416	3	BOLT	9	7416	3	NUT
5	7416	3	BOLT	10	7416	3	GUARD

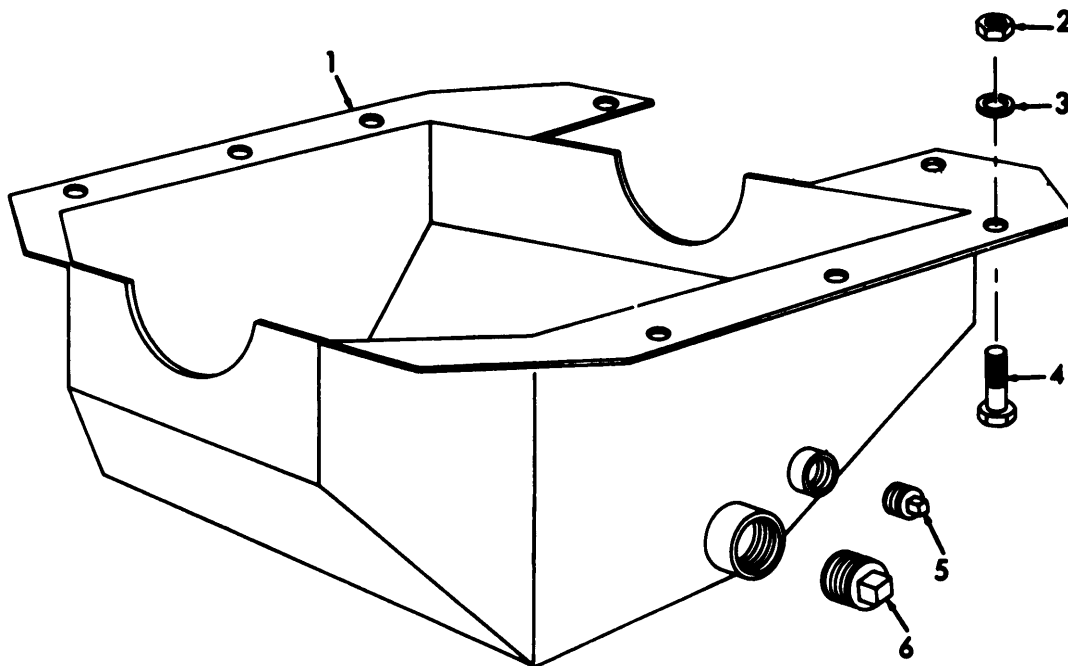
LEGEND TO PARTS, FIGURE 163

ITEM NO.	FUNCT GROUP	APPL PARTS	ITEM NAME
1	7416	3	GUARD
2	7416	3	SCREW
3	7416	3	THBSCRW
4	7416	3	WASHER
5	7416	3	GUARD
6	7416	3	NUT
7	7416	3	WASHER
8	7416	3	BOLT
9	7416	3	COVER
10	7416	3	GUARD
11	7416	3	GUARD
12	7416	3	THBSCRW
13	7416	3	GUARD
14	7416	3	SCREW



EMC 5-3810-206-20P/77

Figure No. 163. Gear Guards And Cover  
607



EMC 5-3810-206-20P/78

Figure No. 164. Horizontal Propeller Oil Pan

LEGEND TO PART: FIGURE 164

ITEM NO.	FUNCT GROUP	APPL PARTS	ITEM NAME
1	7416	3	PAN
2	7416	3	NUT
3	7416	3	WASHER
4	7416	3	SCREW
5	7416	3	PLUG
6	7416	3	PLUG

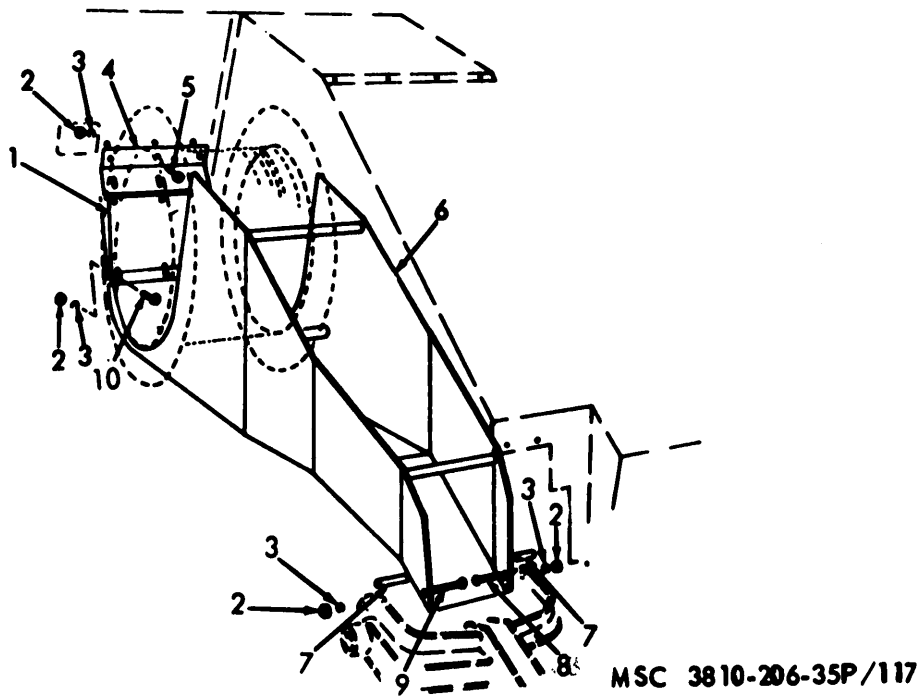
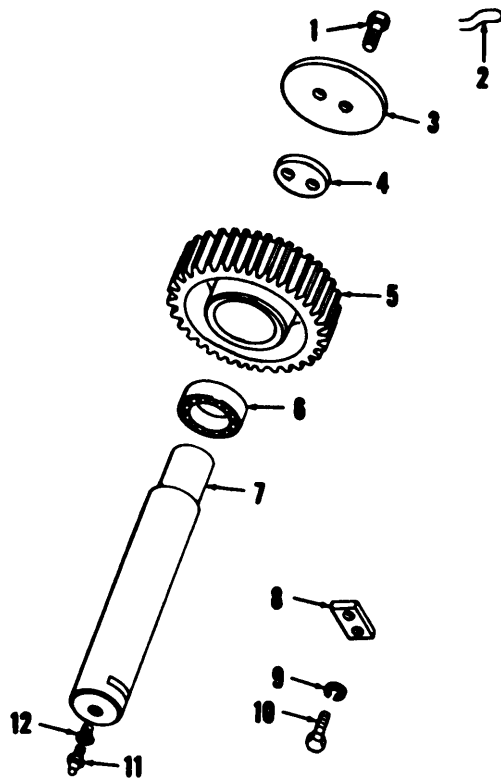


Figure No. 165. Drag Line Dirt Guard

LEGEND TO PARTS, FIGURE 165

ITEM NO.	FUNCT GROUP	APPL PARTS	ITEM NAME
1	7416	3	GUARD
2	7416	3	NUT
3	7416	3	WASHER
4	7416	3	SUPPORT
5	7416	3	BOLT
6	7416	3	GUARD
7	7416	3	PIPE
8	7416	3	BOLT
9	7416	3	BOLT
10	7416	3	SCREW



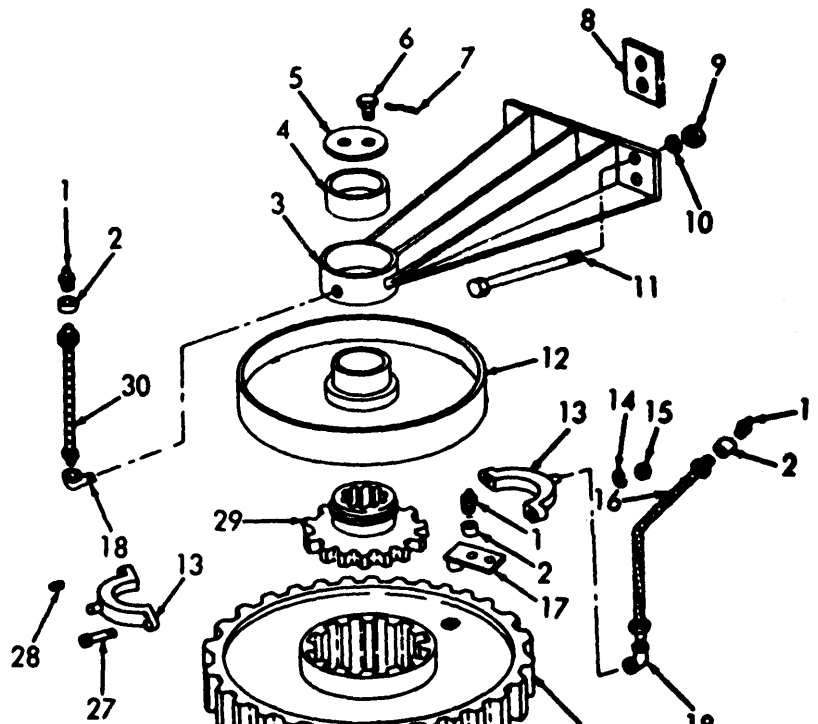


EMC 5-3810-206-35/49

Figure No. 166. Swing And Propel Idler Shaft

**LEGEND TO PARTS, FIGURE 166**

ITEM NO.	FUNCT GROUP	APPL PARTS	ITEM NAME	ITEM NO.	FUNCT GROUP	APPL PARTS	ITEM NAME
1	7419	3	SCREW	7	7419	3	SHAFT
2	7419	3	WIRE	8	7419	3	PLATE
3	7419	3	GUARD	9	7419	3	WASHER
4	7419	3	PLATE	10	7419	3	BOLT
5	7419	3	GEAR	11	7419	3	FITTING
6	7419	3	BEARING	12	7419	3	BUSHING



**LEGEND TO PARTS, FIGURE 167**

ITEM NO.	FUNCT GROUP	APPL PARTS	ITEM NAME
1	7419	3	FITTING
2	7419	3	COUPLNG
3	7419	3	STAND
4	7419	3	BEARING
5	7419	3	PLATE
6	7419	3	SCREW
7	7419	3	WIRE
8	7419	3	SHIM
9	7419	3	NUT
10	7419	3	WASHER
11	7419	3	BOLT
12	7419	3	BRAKE
13	7419	3	COLLAR
14	7419	3	WASHER
15	7419	3	NUT
16	7419	3	HOSE
17	7419	3	PLAT E
18	7419	3	ELBOW
19	7419	3	GEAR
20	7419	3	LINE AY
21	7419	3	SHAFT
22	7419	3	GEAR
23	7419	3	WASHER
24	7419	3	WIRE
26	7419	3	KEY
26	7419	3	BEARING
27	7419	3	BOLT
28	7419	3	PLUG
29	7419	3	CLUTCH
30	7419	3	HOSE

**MSC 3810-206-35P/119**

*Figure No. 107. Vertical Swing Shaft*

LEGEND TO PARTS, FIGURE 168

ITEM NO.	FUNCT GROUP	APPL PARTS	ITEM NAME
1	7419	3	BEARING
2	7419	3	GEAR
3	7419	3	SHAFT
4	7419	3	COLLAR
5	7419	3	BEARING
6	7419	3	WASHER
7	7419	3	NUT
8	7419	3	RETAINR
9	7419	3	PIN
10	7419	3	PIN
11	7419	3	PIN
12	7419	3	CAP
13	7419	3	FITTING
14	7419	3	BUSHING
15	7419	3	NUT
16	7419	3	WASHER
17	7419	3	BOLT

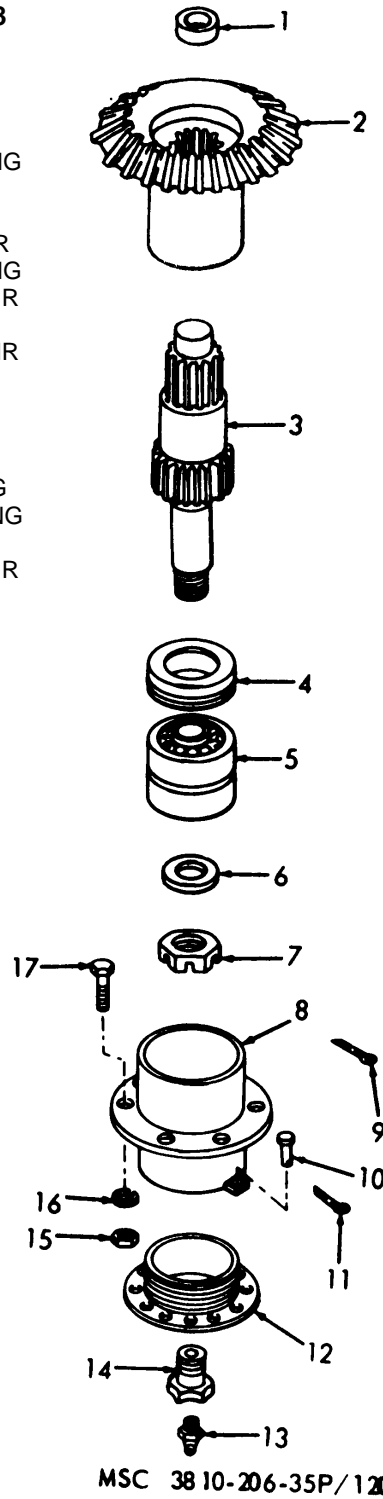
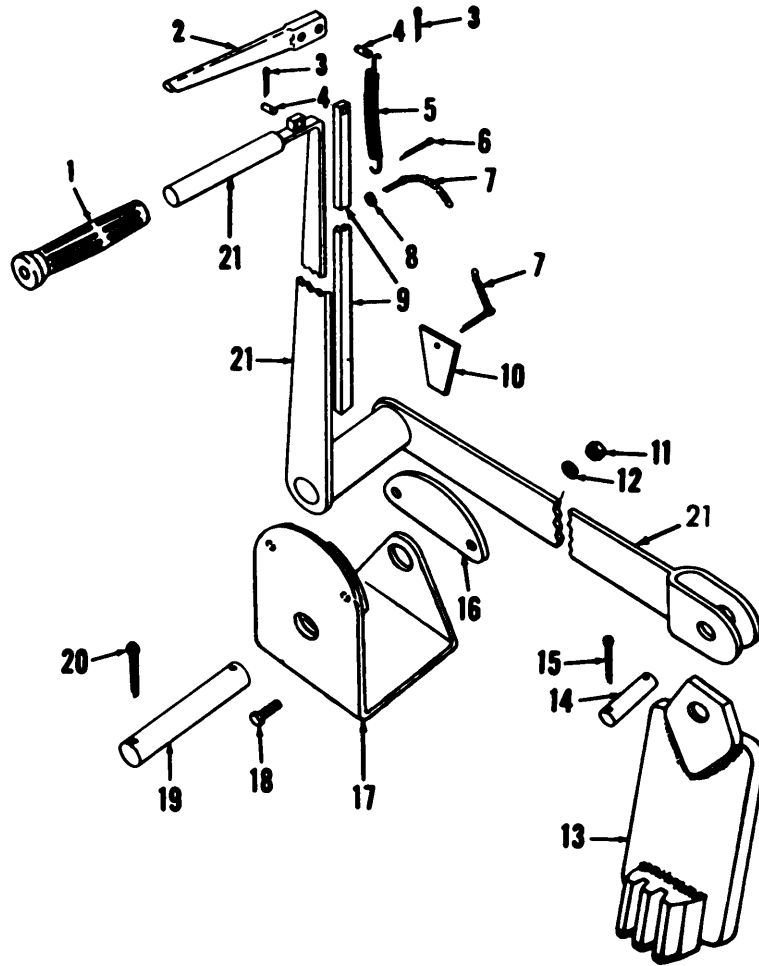


Figure No. 168. Intermediate Swing Shaft

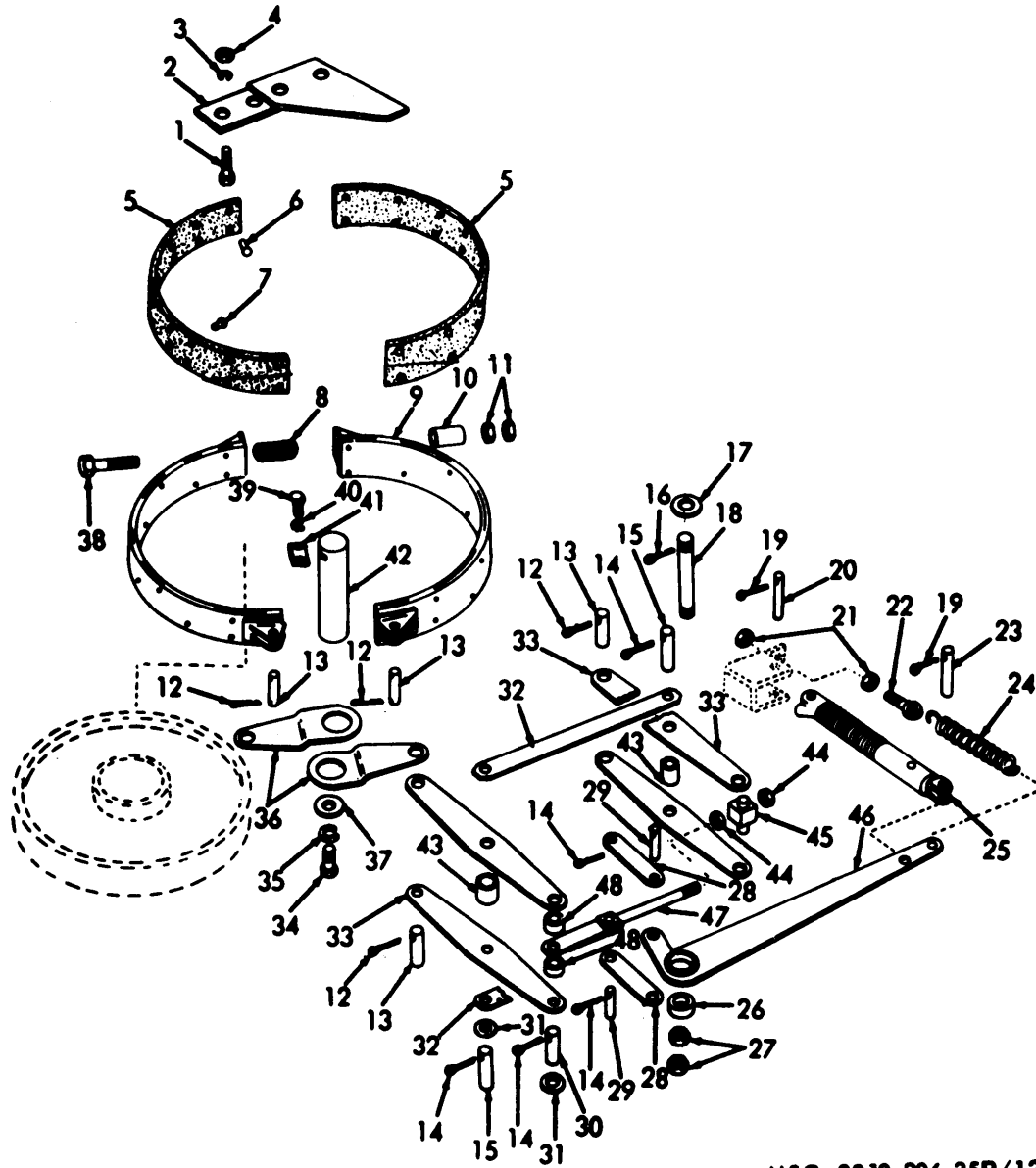


MSC 38 10-206-35P/121

Figure No. 169. Swing Lock.

LEGEND TO PARTS, FIGURE 169

ITEM NO.	FUNCT GROUP	APPL PARTS	ITEM NAME	ITEM NO	FUNCT GROUP	APPL PART S	ITEM NAME	ITEM NO	FUNCT GROUP	APPL PARTS	ITEM NAME
1	7419	3	GRIP	8	7419	3	WASHE R	15	7N19	3	PIN
2	7419	3	LEVER	9	7419	3	BAR	16	7419	3	QUADRNT
3	7419	3	PIN	10	7119	3	WEDGE	17	7419	3	BRACKET
4	7419	3	PIN	11	7419	3	NUT	18	7419	3	BOLT
5	7419	3	SPRING	12	7419	3	WASHE R	19	7419	3	PIN
6	7419	3	PIN	13	7419	3	LOCK	20	7419	3	PIN
7	7419	3	CHAIN	14	7419	3	PIN	21	7419	3	LEVER

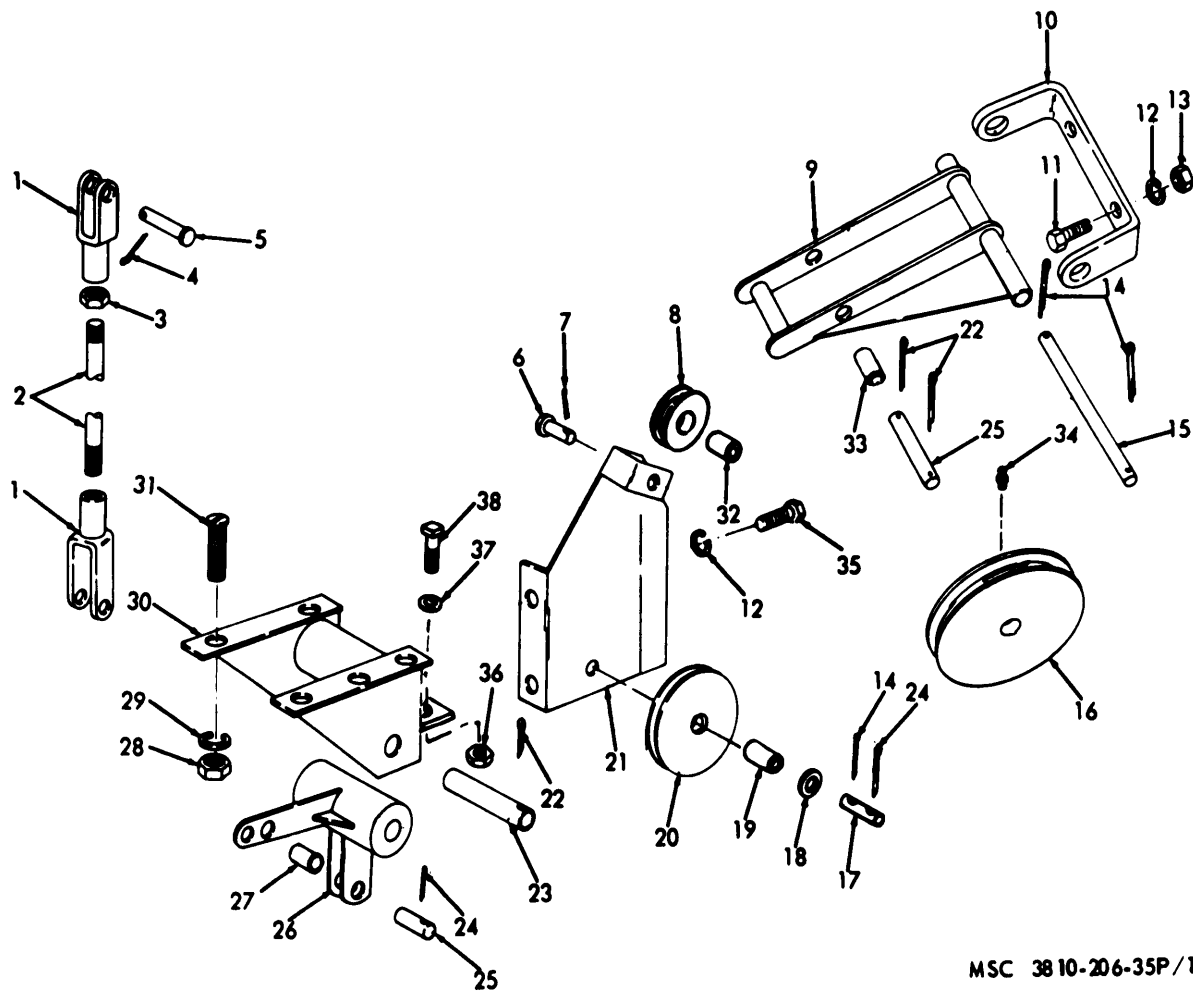


MSC 3810-206-35P/122

Figure No. 170. Swing Brake Band And Linkage.

**LEGEND TO PARTS, FIGURE 170**

<b>ITEM NO</b>	<b>FUNCT GROUP</b>	<b>APPL PARTS</b>	<b>ITEM NAME</b>	<b>ITEM NO</b>	<b>FUNCT GROUP</b>	<b>APPL PARTS</b>	<b>ITEM NAME</b>
1	719	3	BOLT	25	4307	3	CYLNDR
2	7419	3	SUPPORT	26	7419	3	BUSHING
3	7419	3	WASHER	27	7419	3	NUT
4	7419	3	NUT	28	7419	3	CONN LK
5	7419	3	LINING	29	7419	3	PIN
6	7419	3	RIVET	30	7419	3	PIN
7	7419	3	RIVET	31	7419	3	WASHER
8	7419	3	SPRING	32	7419	3	CONN LK
9	7419	3	BKE BND	33	7419	3	LINK
10	7419	3	SPAC ER	3N	7419	3	SCREW
11	7419	3	NUT	35	7119	3	WASHER
12	7419	3	PIN	36	7419	3	LINK
13	7419	3	PIN	37	7419	3	WASHER
14	7419	3	PIN	38	7419	3	BOLT
15	7419	3	PIN	39	7419	3	SCREW
16	7419	3	PIN	40	7419	3	WASHER
17	7119	3	WASHER	41	7419	3	PLATE
18	7419	3	PIN	12	7619	3	PIN
19	7119	3	PIN	43	7619	3	SPACER
20	7419	3	PIN	14	7619	3	NUT
21	7419	3	NUT	45	7119	3	PIN
22	7419	3	BOLT	11	7119	3	LEVER
23	7419	3	PIN	17	7419	3	LINK
24	7b19	3	SPRING	18	7119	3	SPACER

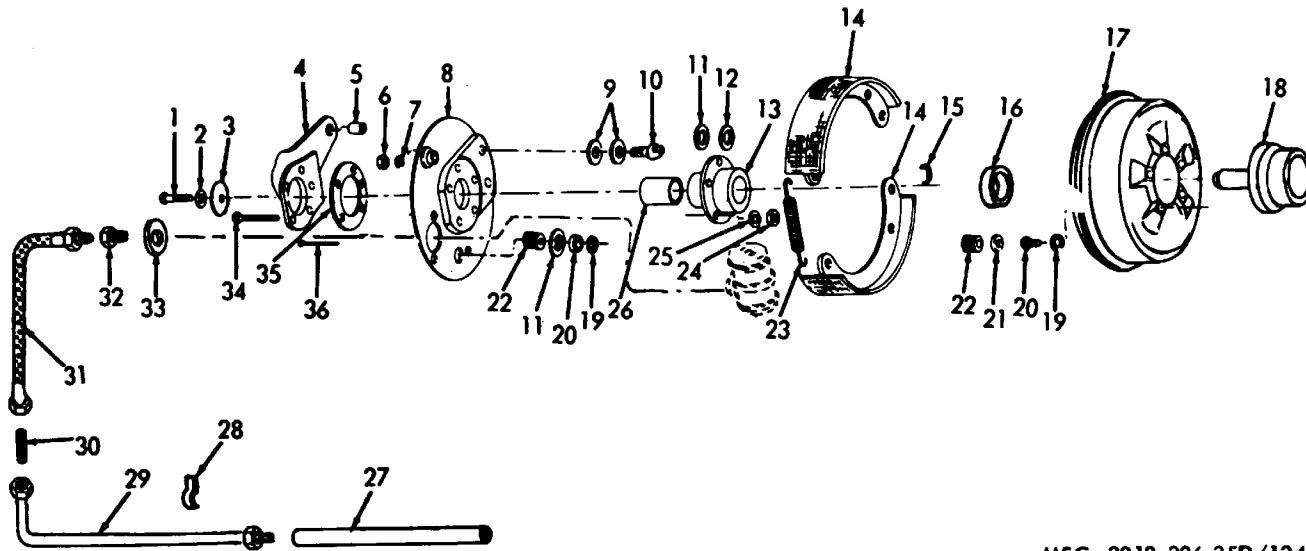


MSC 38 10-206-35P/123

Figure No. 171. Dipper Trip And Brackets.

LEGEND TO PARTS, FIGURE 171

ITEM NO	FUNCT GROUP	APPL PARTS	ITEM NAME	ITEM NO	FUNCT GROUP	APPL PARTS	ITEM NAME	ITEM NO	FUNCT GROUP	APPL PARTS	ITEM NAME
1	7416	3	CLEVIS	14	7X16	3	PIN	27	74116	3	BEARING
2	7416	3	ROD	15	7T16	3	PIN	28	7416	3	NUT
3	7416	3	NUT	16	7416	3	PULLEY	29	7416	3	WASHER
4	7h16	3	PIN	17	7T16	3	PIN	30	7416	3	BRACKET
5	7416	3	PIN	18	7X16	3	WASHER	31	7416	3	SCREW
6	7416	3	PIN	19	7416	3	BEARING	32	7416	3	BEARING
7	7416	3	PIN	20	7416	3	PULLEY	33	7h16	3	BEARING
8	7416	3	SHEAVE	21	7T16	3	BRACKET	34	7X16	3	FITTING
9	7416	3	BRACKET	22	7*16	3	PIN	35	7h16	3	SCREW
10	7416	3	BRACKET	23	7416	3	PIN	36	7X16	3	NUT
11	7416	3	SCREW	24	7416	3	PIN	37	7416	3	BUMPER
12	7416	3	WASHER	25	7416	3	PIN	38	7X16	3	SETSCRW
13	7h16	3	NUT	26	T716						



MSC 3810-206-35P/124

Figure No. 172. Dipper Trip And Tubing.

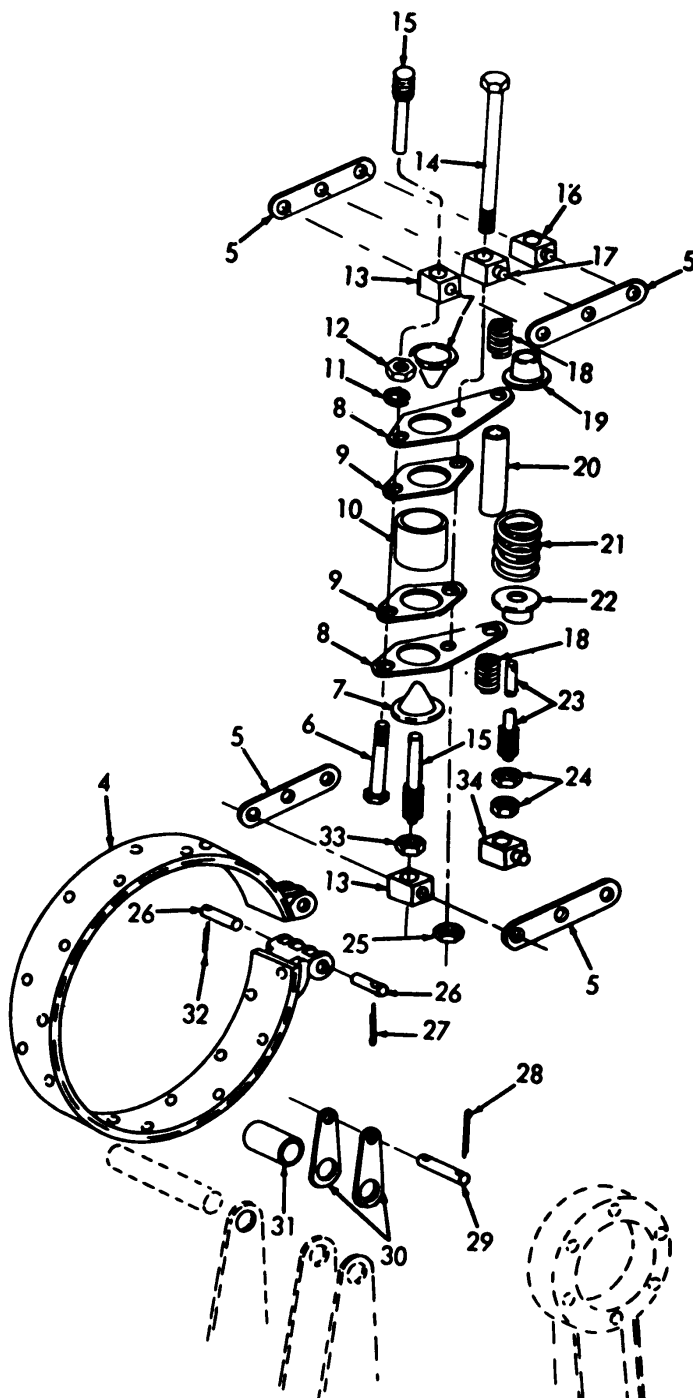
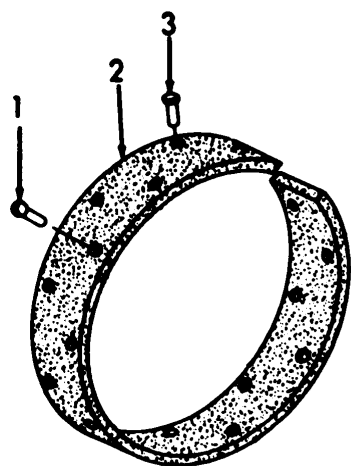
LEGEND TO PARTS, FIGURE 172

ITEM NO	FUNCT GROUP	APPL PARTS	ITEM NAME	ITEM NO	FUNCT GROUP	APPL PARTS	ITEM NAME	ITEM NO	FUNCT GROUP	APPL PARTS	ITEM NAME
1	7416	3	SCREW	13	7416	3	HUB	25	7416	3	WASHER
2	7416	3	WASHER	14	7416	3	BKE SHE	26	7416	3	BEARING
3	7416	3	WASHER	15	7416	3	WASHER	27	7416	3	CONDUIT
4	7416	3	LEVER	16	7416	3	SEAL	28	7416	3	STRAP
5	7416	3	BEARING	17	7416	3	BKE DRM	29	7416	3	TUBE
6	7416	3	NUT	18	7416	3	SHAFT	30	7416	3	REDUCER
7	7416	3	WASHER	19	7416	3	WASHER	31	7416	3	HOSE AY
8	7416	3	PLATE	20	7416	3	BOLT	32	7416	3	INV NUT
9	7416	3	WASHER	21	7416	3	RETAINR	33	7416	3	PLATE
10	7416	3	BOLT	22	7416	3	SPRING	34	7416	3	SCREW
11	7416	3	RING	23	7416	3	SPRING	35	7416	3	SLEEVE
13	7416	3	SPACER	24	7416	3	NUT	36	7416	3	ROD



LEGEND TO PARTS, FIGURE 173

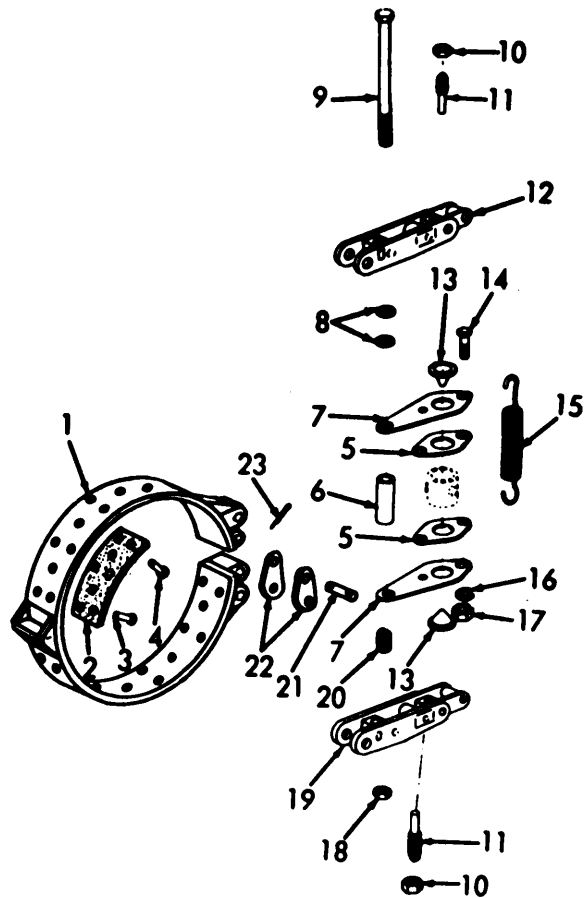
ITEM NO.	FUNCT GROUP	APPL PARTS	ITEM NAME
1	7421	3	RIVET
2	7421	3	LINING
3	721	3	RIVET
4	7421	3	BKE BND
5	7421	3	LEVER
6	7421	3	BOLT
7	7421	3	THIMBLE
8	7421	3	PLATE
9	7421	3	PLATE
10	7421	3	CYLNDR
11	7421	3	WASHER
12	7421	3	NUT
13	7's21	3	TRUNION
14	7421	3	SCREW
15	7421	3	STUD
16	7121	3	TRUNION
17	7421	3	TRUNION
18	7421	3	SPRING
19	7421	3	SEAT
20	7421	3	SPACER



ITEM NO.	FUNCT GROUP	APPL PARTS	ITEM NAME
21	7421	3	SPRING
22	7421	3	SEAT
23	7421	3	ADJUSTR
24	7421	3	NUT
25	7421	3	NUT
26	7421	3	PIN
27	7421	3	PIN
28	7421	3	PIN
29	7421	3	PIN
30	7421	3	LINK
31	7421	3	SPACER
32	74121	3	PIN
33	7421	3	NUT
34	7421	3	TRUNION

MSC 38 T0-206-35P/125

Figure No. 173. Boom Hoist Brake Band And Linkage.



MSC 3810-206-35P/126

Figure No. 174 Planetary Boom Hoist Brake Band.

LEGEND TO PARTS, FIGURE 174

ITEM NO	FUNCT GROUP	APPL PARTS	ITEM NAME	ITEM NO	FUNCT GROUP	APPL PARTS	ITEM NAME	ITEM NO	FUNCT GROUP	APPL PARTS	ITEM NAME
1	7421	3	BKE BD	9	7422	3	SCREW	17	7422	3	NUT
2	7421	3	LINING	10	7422	3	NUT	18	7422	3	NUT
3	7421	3	RIVET	11	7422	3	STUD	19	7422	3	LEVER
4	7421	3	RIVET	12	7422	3	LEVER	20	7422	3	SPRING
5	7421	3	PLATE	13	7422	3	THIMBLE	21	7421	3	PIN
6	7421	3	SPACER	114	7422	3	SCREW	22	7421	3	LINK
7	7421	3	PLATE	15	7422	3	SPRING	23	7421	3	PIN
8	7421	3	SPACER	16	7422	3	WASHE				
							R				

LEGEND TO PARTS, FIGURE 175

ITEM NO	FUNCT GROUP	APPL PARTS	ITEM NAME	ITEM NO	FUNCT GROUP	APPL PARTS	ITEM NAME	ITEM NO	FUNCT GROUP	APPL PARTS	ITEM NAME
1	7422	3	LEVER	9	7422	3	NUT	17	7422	3	SETSCRW
2	7422	3	BEARING	10	7422	3	PIN	18	7422	3	BOLT
3	7422	3	ROD	11	7422	3	PIN	19	7422	3	BRACKET
4	7422	3	NUT	12	7422	3	PIN	20	7422	3	PIN
5	7422	3	SPRING	13	7422	3	PIN	21	7422	3	PIN
6	7422	3	NUT	14	7422	3	BEARING	22	7422	3	SCREW
7	7422	3	FULCRUM	15	7422	3	SPACER	23	7422	3	NUT
8	7422	3	WASHER	16	7422	3	SPACER	24	7422	3	TRUNION
								25	7422	3	LEVER
								26	7422	3	SETSCRW
								27	7422	3	LINK
								28	7422	3	PIN
								29	7422	3	SPRING
								30	7422	3	NUT
								31	7422	3	BEARING
								32	7422	3	YOKE
								33	7422	3	BEARING

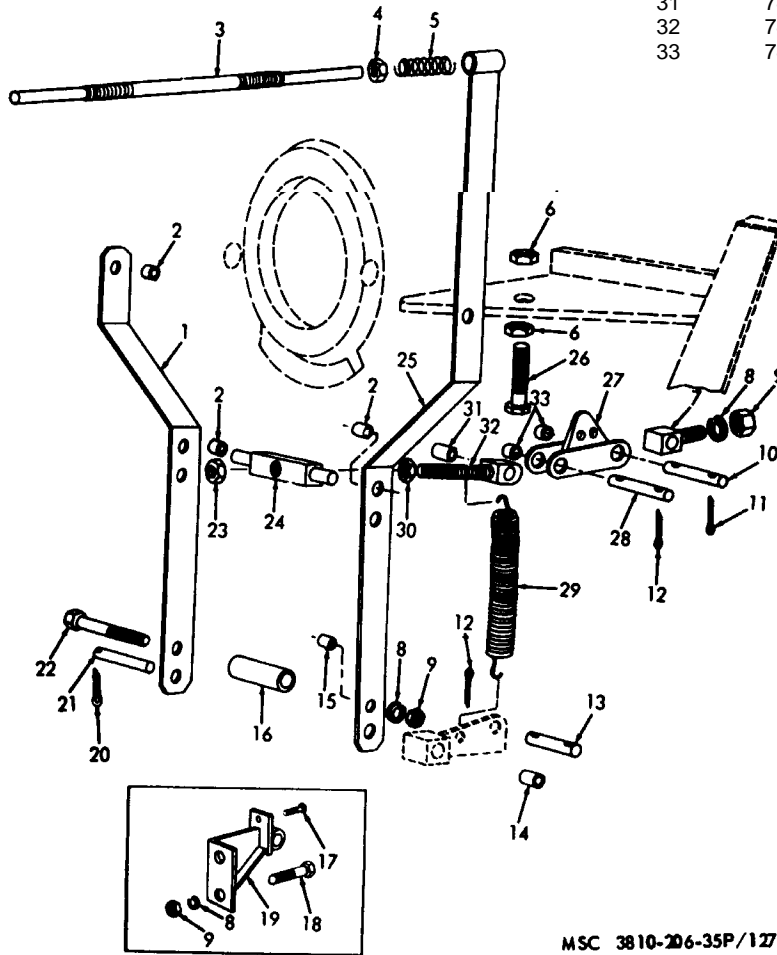
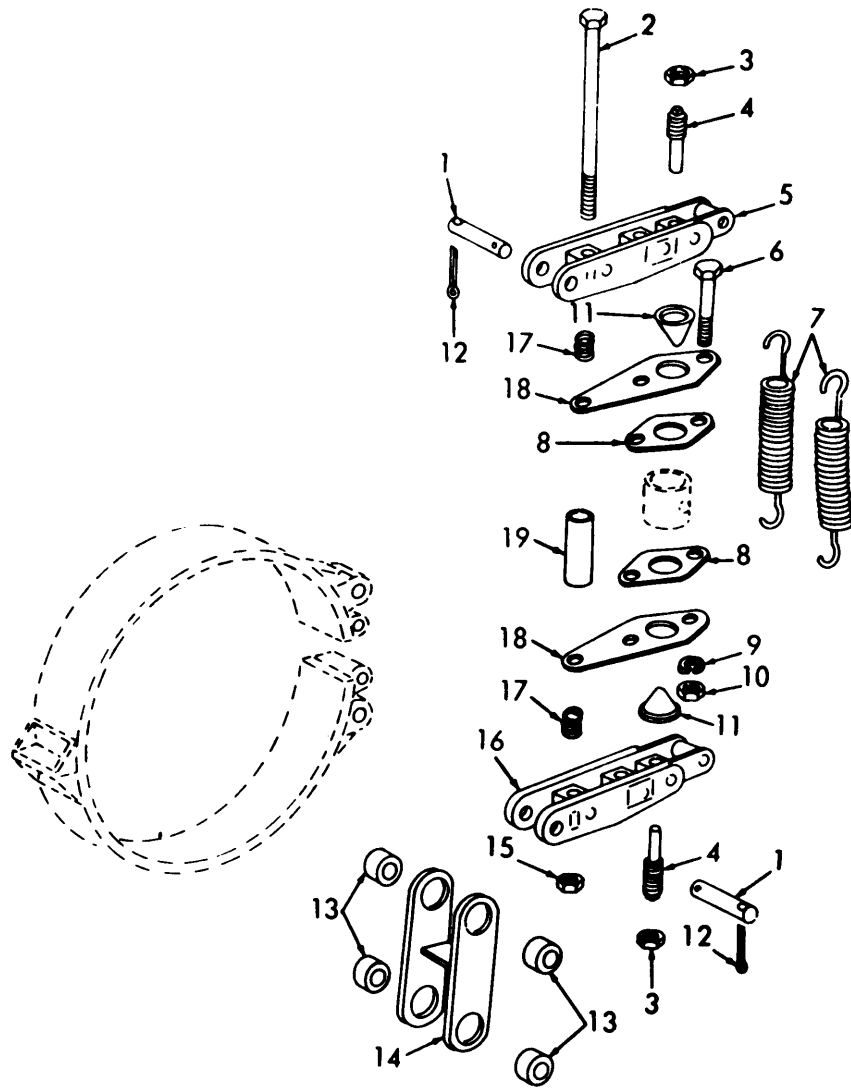


Figure No. 175. Jackshaft Clutch Operating Mechanism And Bracket.

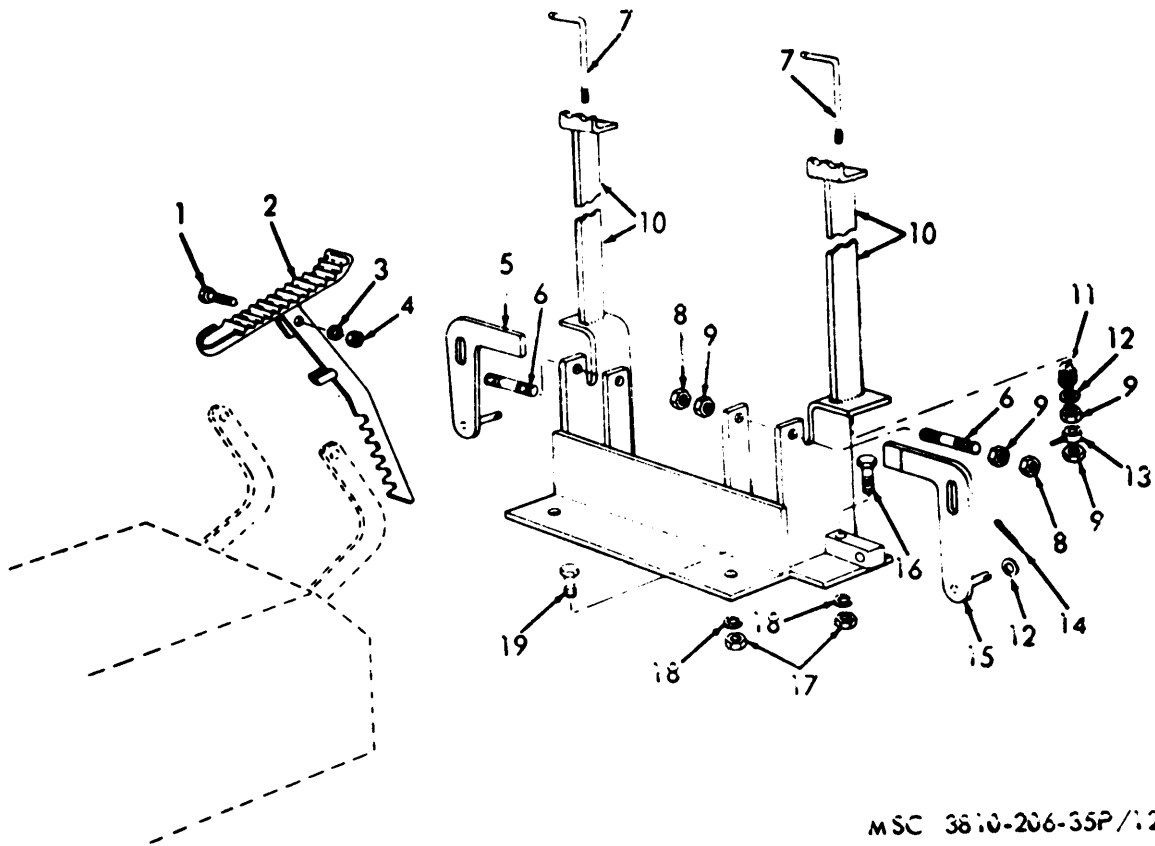


MSC 3810-206-35P/128

Figure No. 176. Hoist And Digging Brake Mechanism.

LEGEND TO PARTS, FIGURE 176

ITEM NO,	FUNCT GROUP	APPL PARTS	ITEM NAME	ITEM NO	FUNCT GROUP	APPL PARTS	ITEM NAME	ITEM NO	FUNCT GROUP	APPL PARTS	ITEM NAME
1	7422	3	PIN	8	7422	3	PLATE	14	7422	3	LINK
2	7422	3	SCREW	9	7422	3	WASHER	15	7422	3	NUT
3	7422	3	NUT	10	7422	3	NUT	16	7422	3	LEVER
4	7X22	3	STUD	11	7422	3	THIMBLE	17	7422	3	SPRING
5	7422	3	LEVER	12	7422	3	PIN	18	7422	3	PLATE
6	7422	3	BOLT	13	7422	3	BEARING	19	7422	3	SPACER
7	7422	3	SPRING								

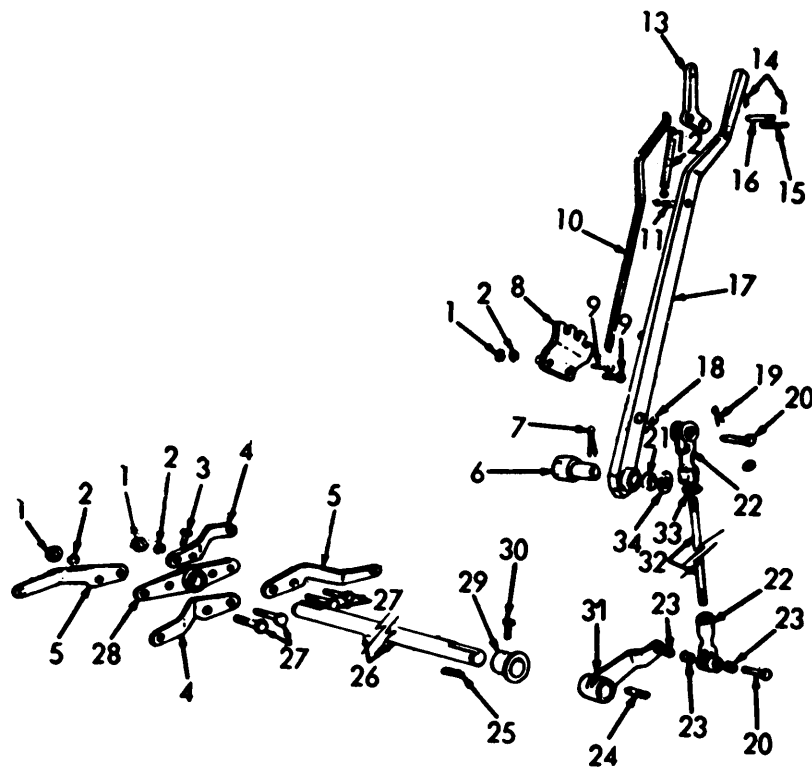


MSC 3810-206-35P/129

Figure No. 177. Ratchet Pedal.

LEGEND TO PARTS, FIGURE 177

ITEM NO	FUNCT GROUP	APPL PARTS	ITEM NAME	ITEM NO	FUNCT GROUP	APPL PARTS	ITEM NAME
1	7422	3	SCREW	11	7422	3	SPRING
2	7422	3	TREADLE	12	7422	3	WASHER
3	7422	3	WASHER	13	742'2	3	LEVER
4	7422	3	NUT	14	7422	3	PIN
5	7422	3	LATCH	15	7422	3	LATCH
6	7422	3	STUD	16	7422	3	SCREW
7	7422	3	LEVER	17	7422	3	NUT
8	7422	3	NUT	13	7422	3	WASHER
9	7422	3	NUT	19	7422	3	SCREW
10	7422	3	BRACKET				

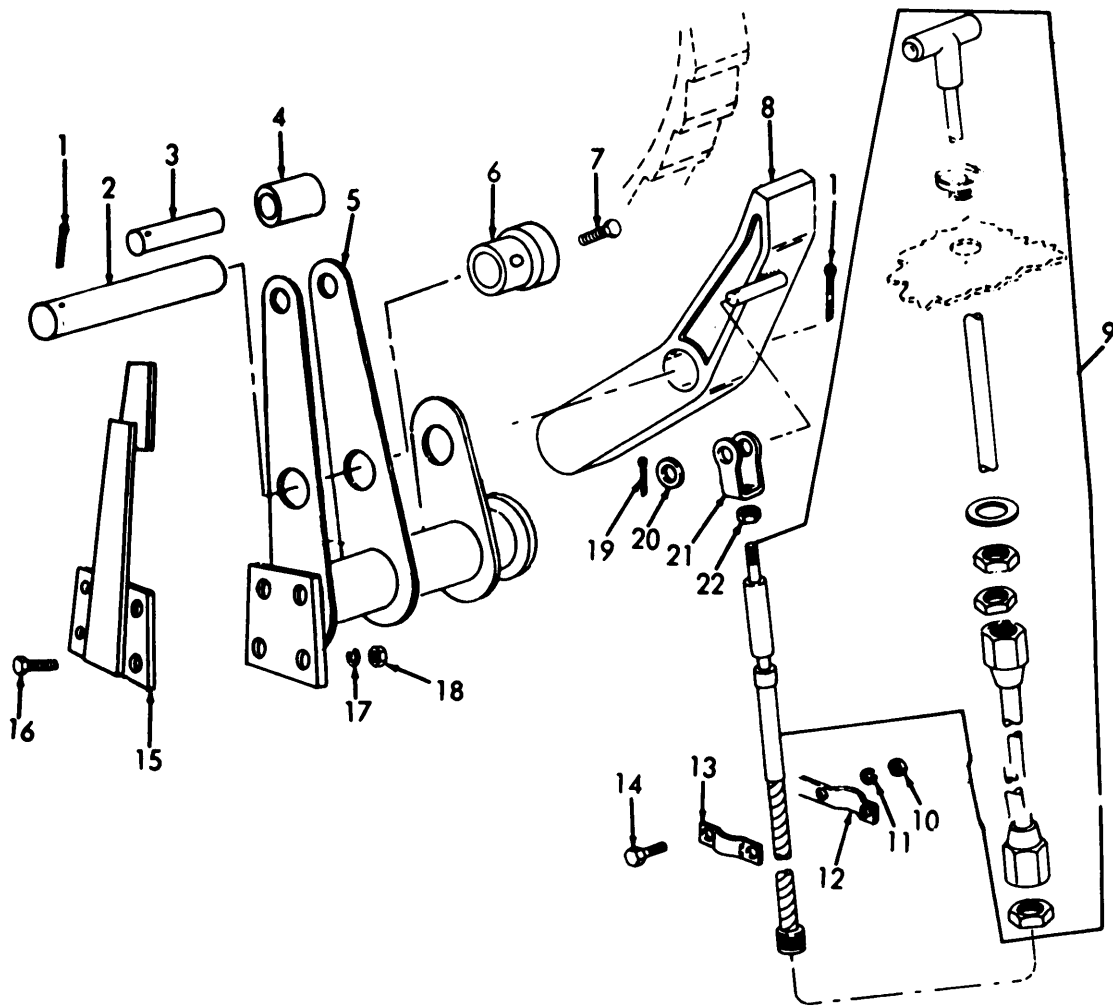


MSC 3810-206-35P/130

Figure No. 178. Swing And Propel Clutch Lever.

LEGEND TO PARTS, FIGURE 178

ITEM NO	FUNCT GROU P	APPL PARTS	ITEM NAME	ITEM NO	FUNCT GROUP	APPL PARTS	ITEM NAME	ITEM NO	FUNCT GROUP	APPL PARTS	ITEM NAME
1	7422	3	NUT	13	7422	3	LATCH	24	7422	3	KEY
2	7422	3	WASHER	14	7422	3	PIN	25	7422	3	KEY
3	7422	3	SETSCRW	15	7422	3	PIN	26	7422	3	SHAFT
4	7422	3	FORK	16	7422	3	PIN	27	7422	3	BOLT
5	7422	3	FORK	17	7422	3	LEVER	28	7422	3	LEVER
6	7422	3	PIN	18	7422	3	BEARING	29	7422	3	COLLAR
7	7422	3	PIN	19	7422	3	FIN	30	7422	3	SETSCRW
8	7422	3	LVR SEG	20	7422	3	PIN	31	7422	3	LEVER
9	7422	3	SCREW	21	7422	3	BEARING	32	7422	3	PIPE
10	7422	3	BAR	22	7422	3	CLEVIS	33	7422	3	LOCKNUT
11	7422	3	PIN	23	7422	3	BEARING	34	7422	3	WASHER
12	7422	3	SPRING								

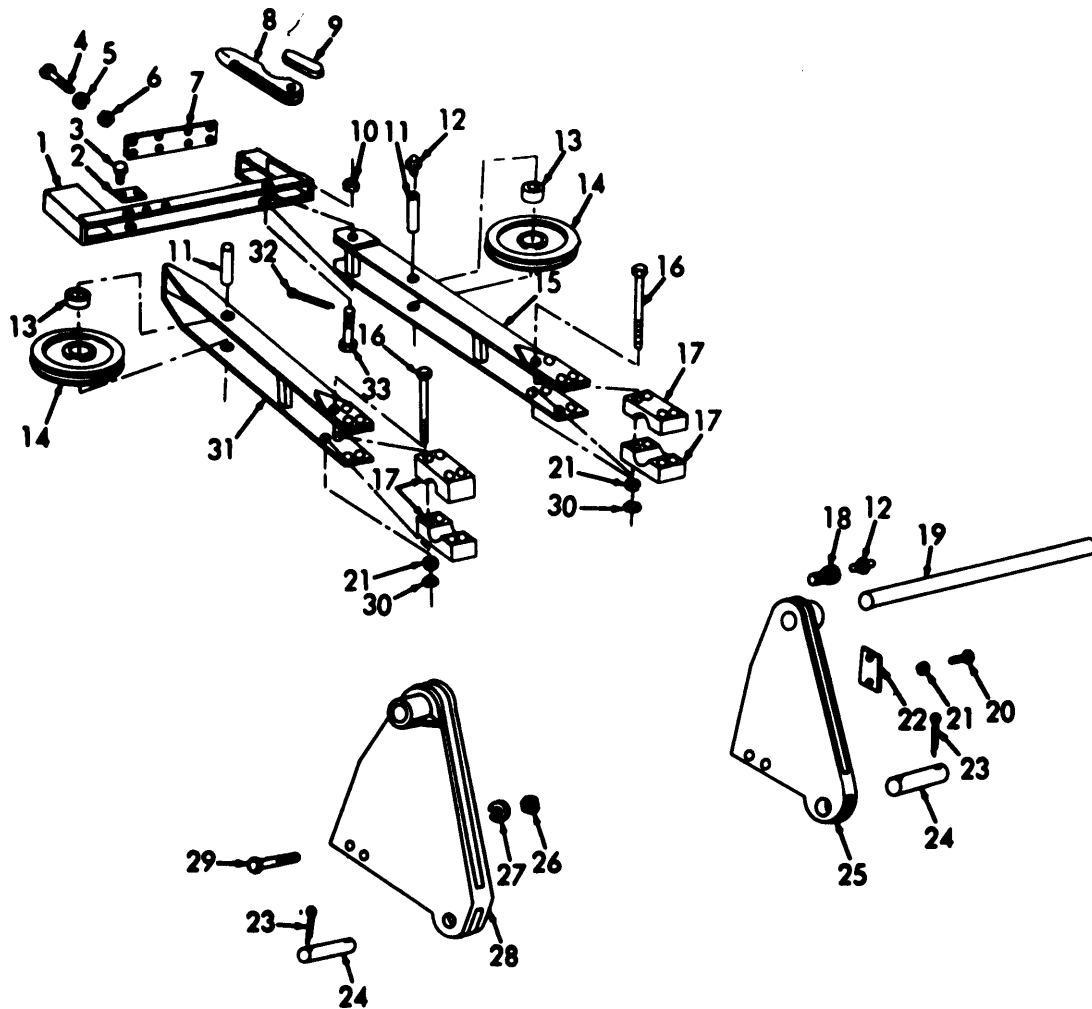


MSC 38 10-206-35P/131

Figure No. 179. Boom Hoist Brake Pawl.

LEGEND TO PARTS, FIGURE 179

ITEM NO	FUNCT GROUP	APPL PARTS	ITEM NAME	ITEM NO	FUNCT GROUP	APPL PARTS	ITEM NAME	ITEM NO	FUNCT GROUP	APPL PARTS	ITEM NAME
1	7422	3	PIN	9	7422	3	CONTROL	16	7420	3	BOLT
2	7422	3	ROD	10	7422	3	NUT	17	7420	3	WASHER
3	7422	3	PIN	11	7422	3	WASHER	18	7420	3	NUT
4	7422	3	SPACER	12	7422	3	STRAP	19	7422	3	PIN
5	7420	3	BRACKET	13	7422	3	CLIP	20	7422	3	WASHER
6	7422	3	COLLAR	14	7422	3	SCREW	21	7422	3	LINK
7	7422	3	SETSCRW	15	7420	3	BEARING	22	7422	3	NUT
	7422	3	PAWL								



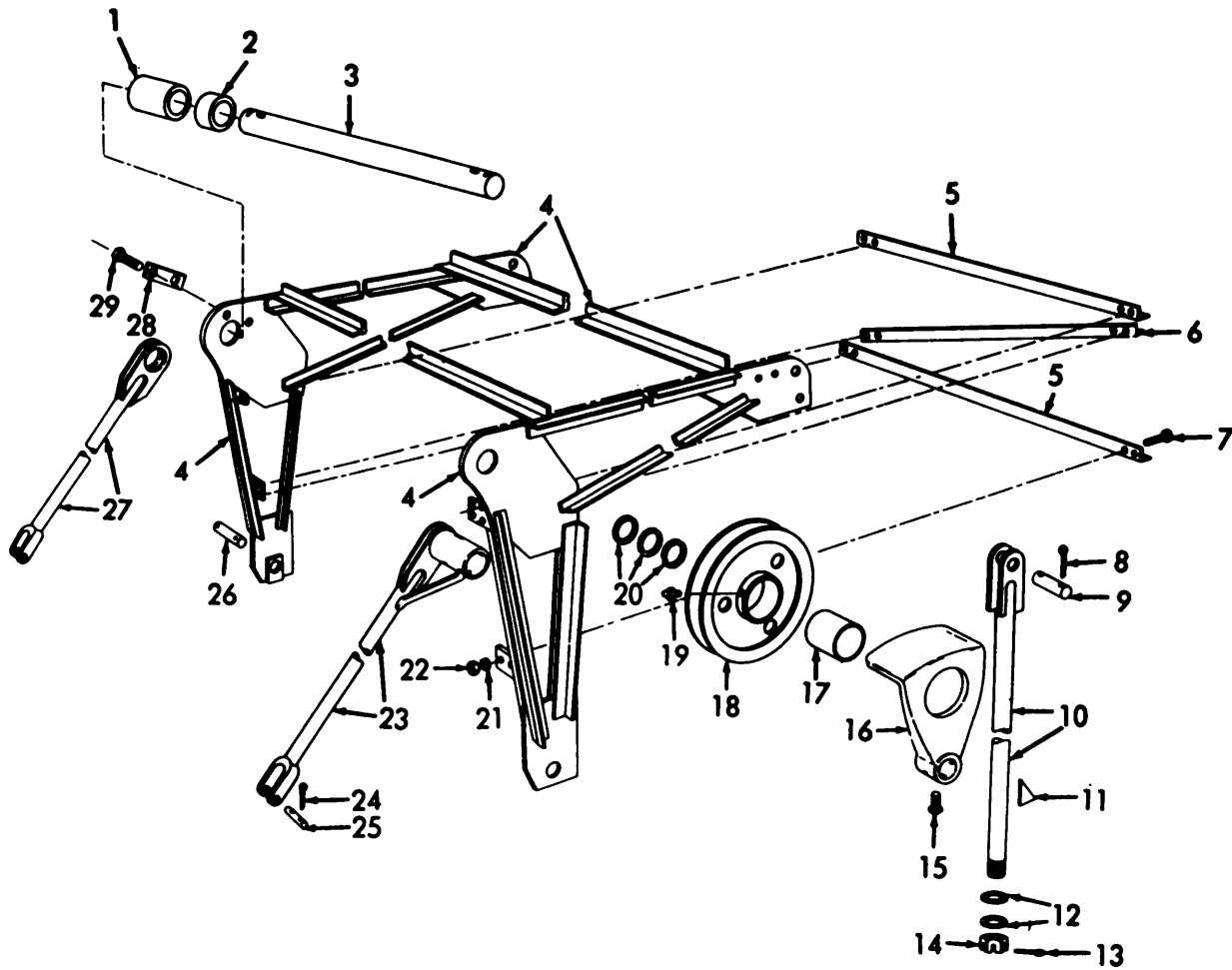
MSC 3810-206-35P/132

Figure No. 180. Gantry Sheave Yoke And Adapters.

LEGEND TO PARTS, FIGURE 180

ITEM NO	FUNCT GROUP	APPL PARTS	ITEM NAME	ITEM NO	FUNCT GROUP	APPL PARTS	ITEM NAME	ITEM NO	FUNCT GROUP	APPL PARTS	ITEM NAME
1	7423	3	SPREADR	12	7423	3	FITTING	23	7423	3	PIN
2	7423	3	LOCK PL	13	7423	3	BEARING	24	7423	3	PIN
3	7423	3	BOLT	14	7423	3	SHEAVE	25	7423	3	ADAPTER
4	7423	3	SCREW	15	7423	3	YOKE	26	723	3	NUT
5	7423	3	WASHER	16	7423	3	BOLT	27	7423	3	WASHER
6	7423	3	NUT	17	7423	3	BLOCK	28	7423	3	ADAPTER
7	7423	3	PLATE	18	7423	3	BUSHING	29	7423	3	SCREW
8	7423	3	SOCKET	19	7423	3	SHAFT	30	7423	3	NUT
9	7423	3	WEDGE	20	7423	3	SCREW	31	7423	3	YOKE
10	7423	3	NUT	21	7423	3	WASHER	32	7423	3	PIN
11	7423	3	PIN	22	7423	3	PLATE	33	7423	3	BOLT



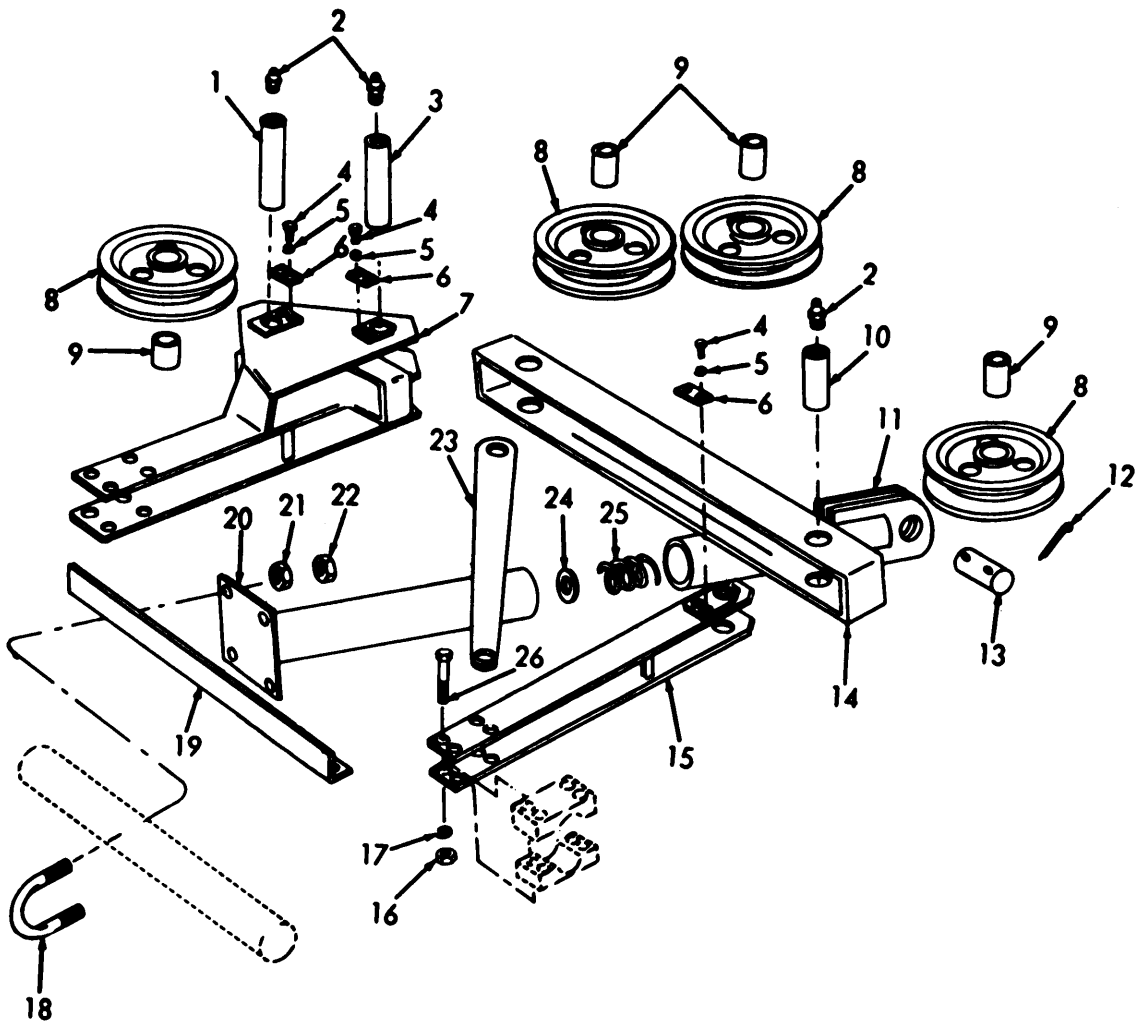


MSC 3810-206-35/37

Figure No. 181. Low Gantry And Sheave Shaft.

LEGEND TO PARTS, FIGURE 181

ITEM NO	FUNCT GROUP	APPL PARTS	ITEM NAME	ITEM NO	FUNCT GROUP	APPL PARTS	ITEM NAME	ITEM NO	FUNCT GROUP	APPL PARTS	ITEM NAME
1	7423	3	SPACER	11	7423	3	PLATE	21	7423	3	WASHER
R	7423	3	SPACER	12	7623	3	WASHER	22	7623	3	NUT
3	7423	3	SHAFT	13	7N23	3	PIN	23	7k23	3	FNT LEG
4	7423	3	TRUSS	14	7123	3	NUT	2N	7123	3	PIN
5	7423	3	CRSMEBR	15	7k23	3	SETSCRW	25	7k23	3	PIN
6	7423	3	CRSMEGR	16	7623	3	GUARD	26	7623	3	PIN
7	7623	3	SCREW	17	7623	3	BEARING	27	7b23	3	FNT LEG
8	7423	3	PIN	18	7423	3	SHEAVE	28	7423	3	PLATE
9	7423	3	PIN	19	7623	3	FITTING	29	7h23	3	SCREW
10	7N23	3	TEN BAR	20	7623	3	SPR RNG				



MSC 3810-206-35P/134

Figure No. 182. Hoe Spreader Bar.

LEGEND TO PARTS, FIGURE 182

ITEM NO	FUNCT GROUP	APPL PARTS	ITEM NAME	ITEM NO	FUNCT GROUP	APPL PARTS	ITEM NAME	ITEM NO	FUNCT GROUP	APPL PARTS	ITEM NAME
1	7423	3	PIN	10	7423	3	SHAFT	19	7423	3	FASTNR
2	7423	3	FITTING	11	7412	3	PIPE	23	7412	3	PIPE
3	7423	3	SHAFT	12	7412	3	PIN	21	7412	3	NUT
4	7423	3	SCREW	13	7412	3	PIN	22	7412	3	NUT
5	7423	3	WASHER	14	7423	3	BAR	23	7423	3	BAR
6	7423	3	LOCK PL	15	7123	3	FRAME	24	7412	3	WASHE R
7	7623	3	FRAME	16	7423	3	NUT	25	7	3	SPRING
8	7423	3	SHEAVE	17	7423	3	WASHER	26	7423	3	SCREW
9	7423	3	BEARING	18	7423	3	BOLT				

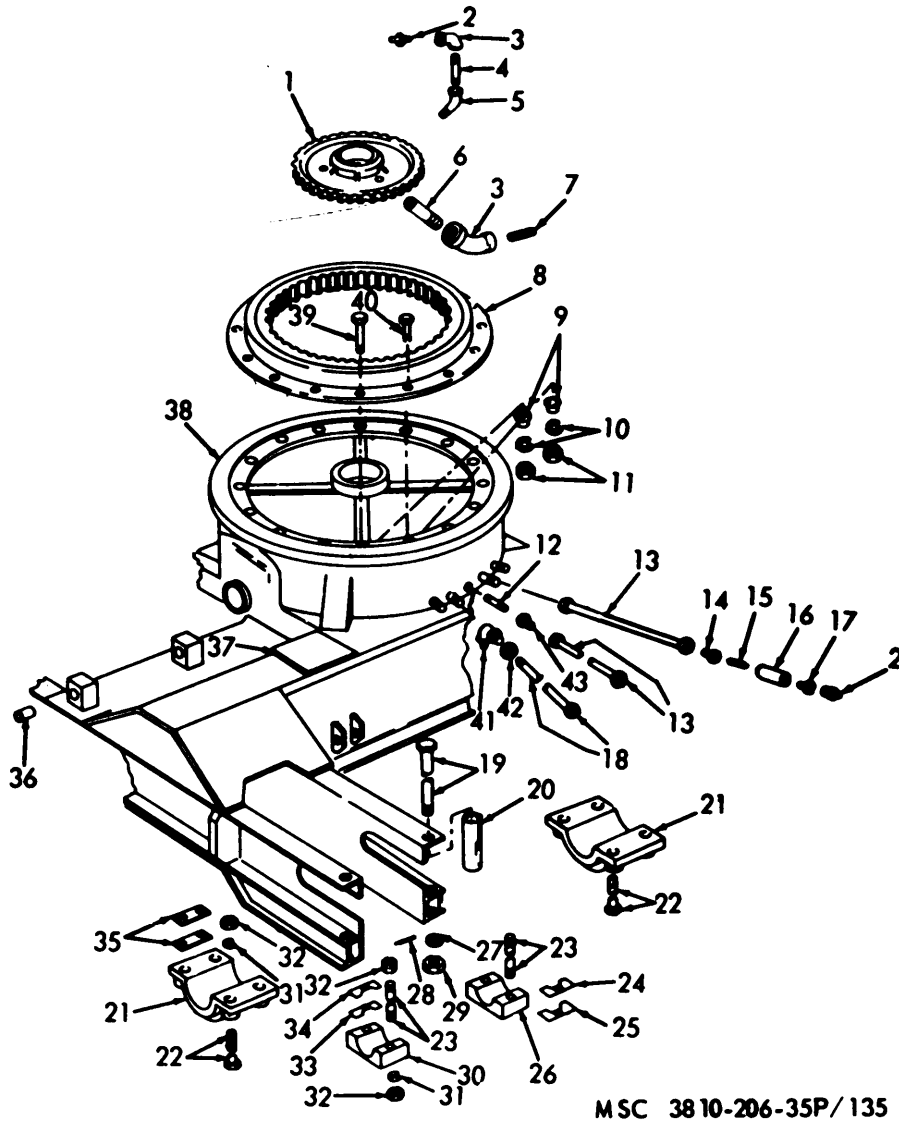
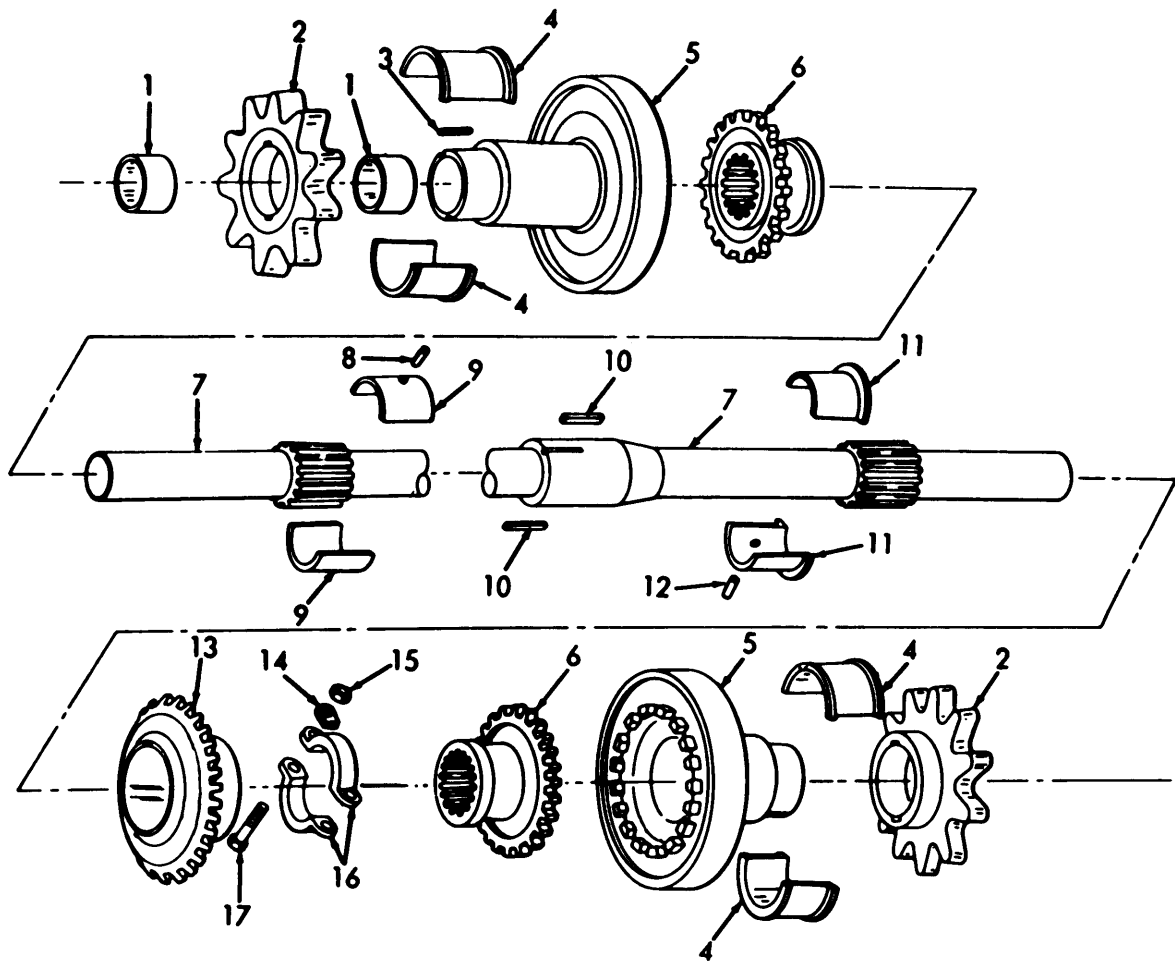


Figure No. 183. Crawler Crane And Rotating Gear.

LEGEND TO PARTS, FIGURE 183

ITEM NO	FUNCT GROUP	APPL PARTS	ITEM NAME	ITEM NO	FUNCT GROUP	APPL PARTS	ITEM NAME	ITEM NO	FUNCT GROUP	APPL PARTS	ITEM NAME
1	7424	3	GEAR	15	7425	3	COUPLNG	29	7424	3	NUT
2	7424	3	FITTING	16	7425	3	ADAPTER	30	7424	3	CAP
2	7425	3	FITTING	17	7424	3	BUSHING	31	724	3	WASHER
3	7424	3	ELBOW	17	7425	3	BUSHING	32	7424	3	NUT
4	7425	3	NIPPLE	18	7425	3	TUBE	33	7424	3	SHIM
5	7424	3	ELBOW	19	7424	3	BOLT	34	7424	3	SHIM
6	7424	3	NIPPLE	20	7424	3	SPACER	35	7424	3	SHIM
7	7425	3	NIPPLE	21	7424	3	CAP	36	742	3	BEARING
8	7424	3	GEAR	22	7424	3	BOLT	37	7424	3	FME-AX
9	7424	3	BEARING	23	7424	3	BOLT	38	7424	3	RING
10	7424	3	WASHER	24	7424	3	SHIM	39	742	3	BOLT
11	7424	3	NUT	25	7424	3	SHIM	40	7424	3	BOLT
12	7425	3	NIPPLE	26	7424	3	CAP	41	7425	3	ELBOW
13	7425	3	TUBE	27	7424	3	WASHER	42	7425	3	NUT
14	7425	3	NIPPLE	28	7424	3	PIN	43	7425	3	ADAPTR



MSC 3810-206-35P/136

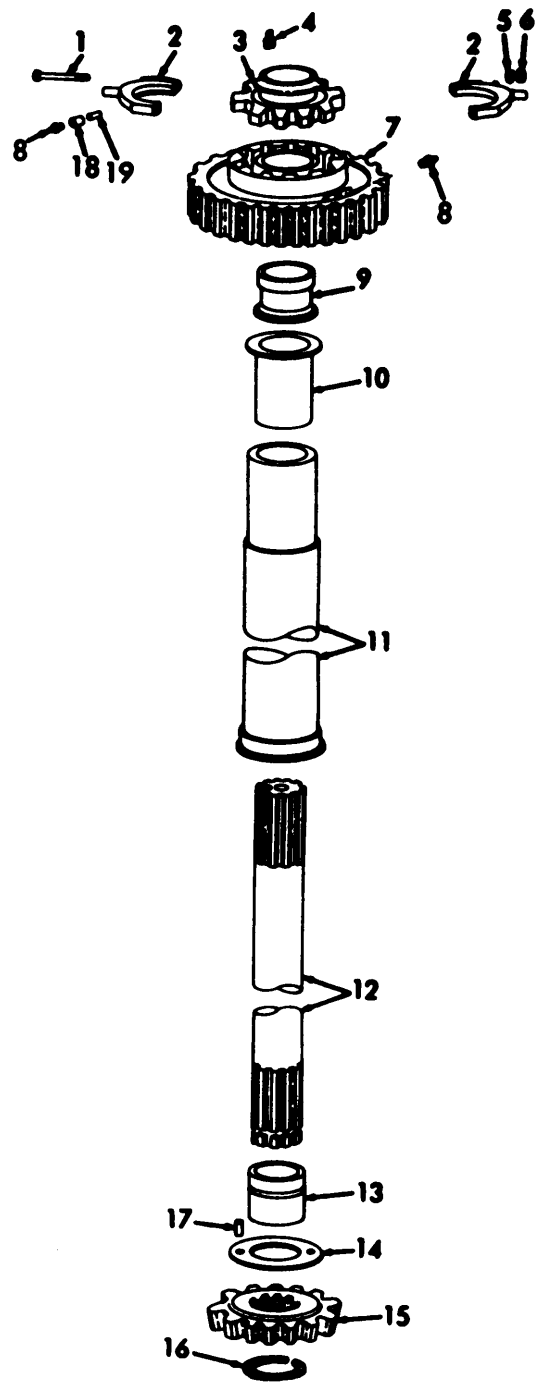
Figure No. 184 Horizontal Propel Shaft

LEGEND TO PARTS, FIGURE 184

ITEM NO	FUNCT GROUP	APPL PARTS	ITEM NAME	ITEM NO	FUNCT GROUP	APPL PARTS	ITEM NAME	ITEM NO	FUNCT GROUP	APPL PARTS	ITEM NAME
1	7425	3	BEARING	7	7425	3	SHAFT	13	7425	3	GEAR
2	7425	3	SPROCKT	8	7425	3	DOWEL	14	7425	3	PLATE
3	7425	3	KEY	9	7425	3	BEARING	15	7425	3	NUT
4	7425	3	BEARING	10	7425	3	KEY	16	7425	3	COLLAR
5	7425	3	BKE DRM	11	7425	3	BEARING	17	7425	3	SCREW
6	7425	3	CLUTCH	12	7425	3	DOWEL				

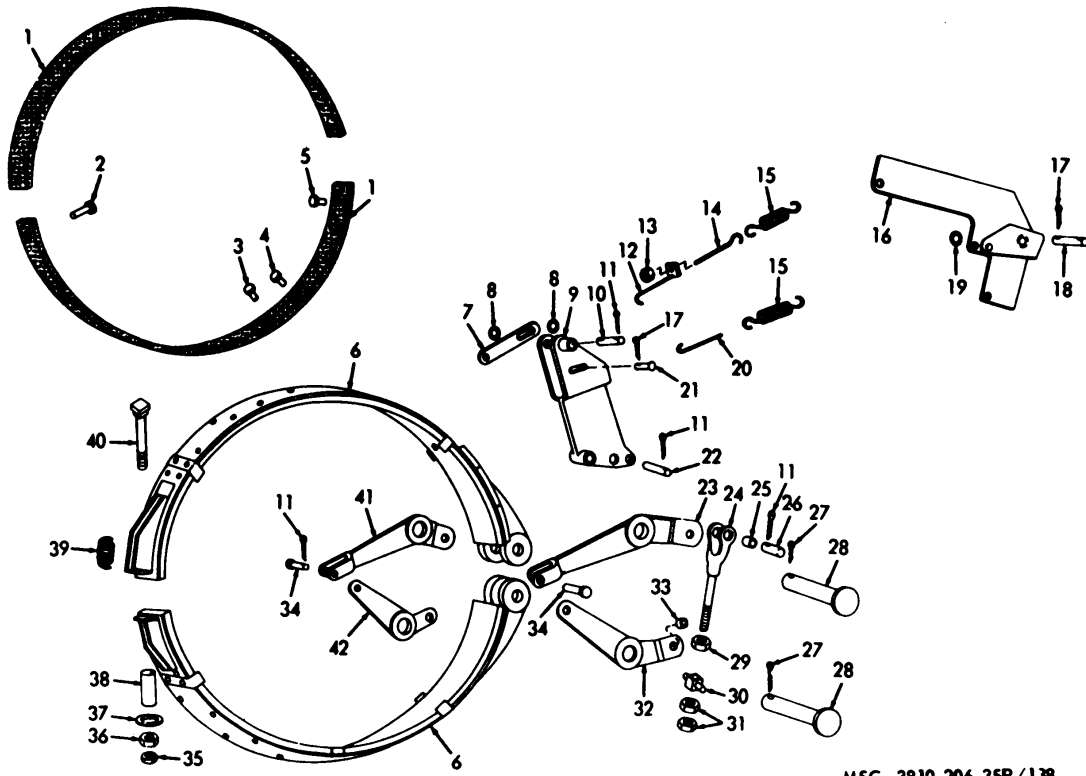
**LEGEND TO PARTS, FIGURE 185**

ITEM NO	FUNCT GROUP	APPL PARTS	ITEM NAME
1	7425	3	BOLT
2	7425	3	COLLAR
3	7425	3	CLUTCH
4	7425	3	PLUG
5	7425	3	WASHER
6	7425	3	NUT
7	7425	3	GEAR
8	7425	3	FITTING
9	7425	3	BEARING
10	7425	3	BEARING
11	7425	3	GUDGEON
12	7425	3	SHAFT
13	7425	3	BEARING
14	7425	3	WASHER
15	7425	3	GEAR
16	7425	3	RING
17	7425	3	PIN
18	7425	3	COUPLNG
19	7425	3	NIPPLE



**MSC 3810-206-35P/137**

*Figure No. 185 Vertical Propel Shaft*



MSC 3810-206-35P/138

Figure No. 186 Propel Band And Connections

LEGEND TO PARTS, FIGURE 186

ITEM NO	FUNCT GROUP	APPL PARTS	ITEM NAME	ITEM NO	FUNCT GROUP	APPL PARTS	ITEM NAME	ITEM NO	FUNCT GROUP	APPL PARTS	ITEM NAME
1	7425	3	LINING	15	7425	3	SPRING	29	7425	3	NUT
2	7425	3	RIVET	16	7425	3	BRACKET	30	7425	3	YOKE
3	7425	3	RIVET	17	7425	3	PIN	31	7425	3	NUT
4	7425	3	RIVET	18	7425	3	PIN	32	7425	3	LEVER
5	7425	3	RIVET	19	7425	3	WASHER	33	7425	3	BEARING
6	7425	3	BKE BND	20	7425	3	LINK	34	7425	3	PIN
7	7425	3	LINK	21	74125	3	PIN	35	7425	3	NUT
8	7425	3	WASHER	22	7425	3	PIN	36	7425	3	NUT
9	7425	3	LEVER	23	7425	3	LEVER	37	7425	3	WASHER
10	7425	3	PIN	24	7425	3	BOLT	38	7425	3	SPACER
11	7425	3	PIN	25	7425	3	BEARING	39	7425	3	SPRING
12	7425	3	LINK	26	7425	3	PIN	40	7425	3	BOLT
13	7425	3	NUT	27	7425	3	PIN	41	7425	3	LEVER
14	7425	3	BOLT	28	7425	3	PIN	42	7425	3	LEVER

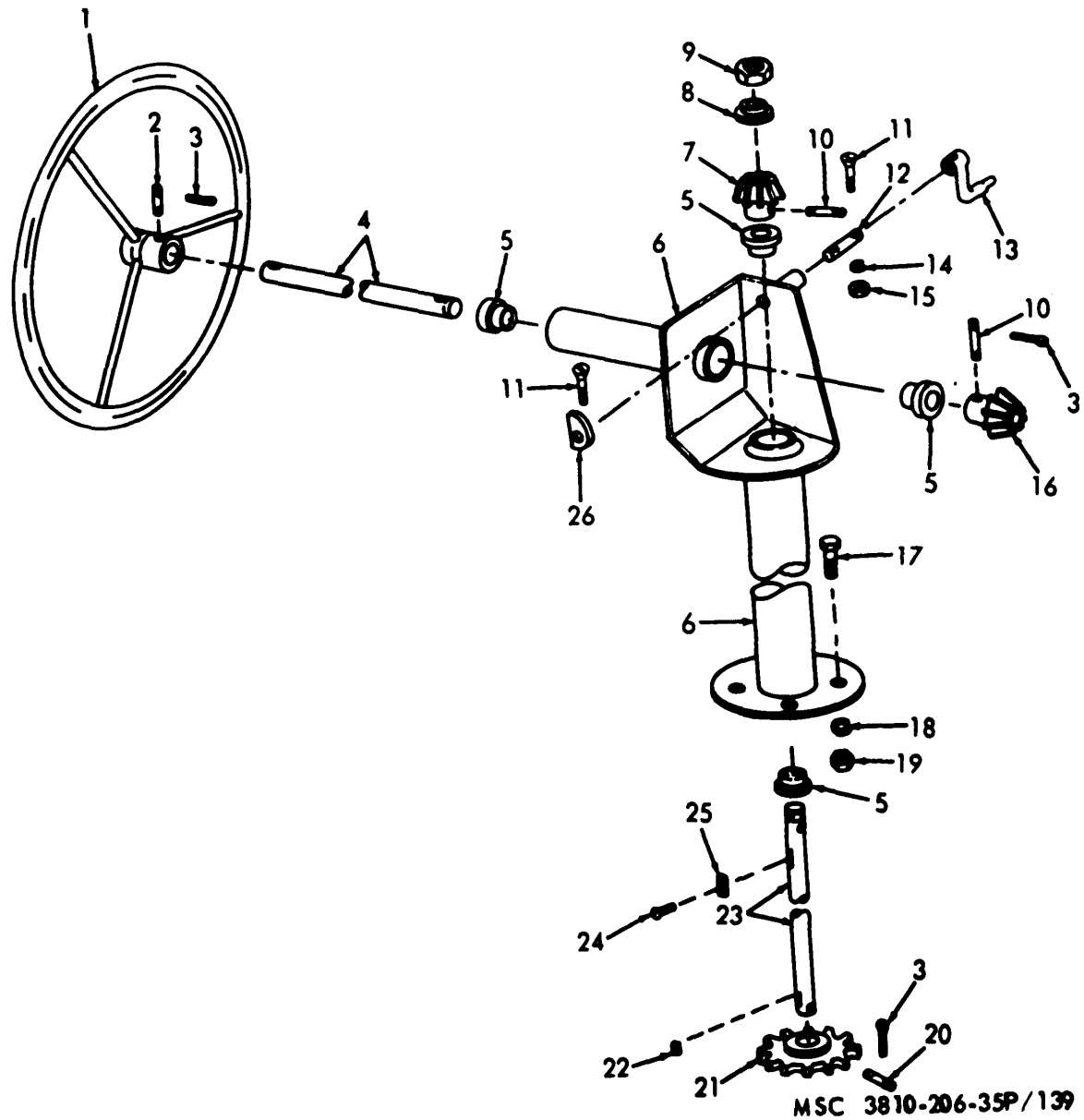
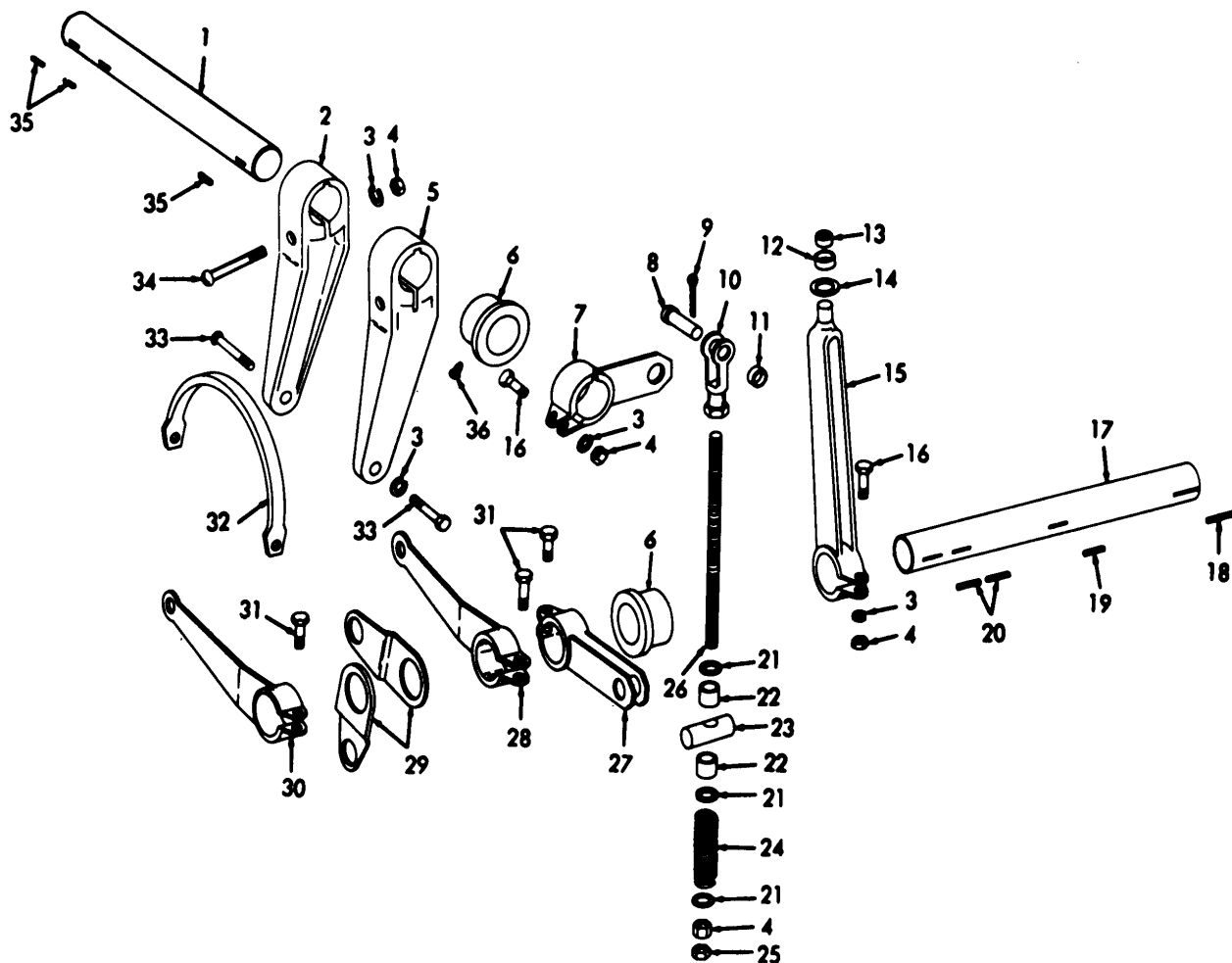


Figure No. 187 Steering Wheel And Shaft

LEGEND TO PARTS, FIGURE 187

ITEM NO	FUNCT GROUP	APPL PARTS	ITEM NAME	ITEM NO	FUNCT GROUP	APPL PARTS	ITEM NAME	ITEM NO	FUNCT GROUP	APPL PARTS	ITEM NAME
1	7425	3	STR WHL	10	7425	3	PIN	19	7425	3	NUT
2	7425	3	PIN	11	7425	3	SCREW	20	7425	3	PIN
3	7425	3	PIN	12	7425	3	SHAFT	21	7425	3	GEAR
4	7425	3	SHAFT	13	7425	3	LEVER	22	7425	3	KEY
5	7425	3	BEARING	14	7425	3	WASHER	23	7425	3	SHAFT
6	7425	3	BRACKET	15	7425	3	NUT	24	7425	3	SCREW
7	7425	3	GEAR	16	7425	3	GEAR	25	7425	3	KEY
8	7425	3	NUT	17	7425	3	SCREW	26	7425	3	CAM
9	7425	3	NUT	18	7425	3	WASHER				



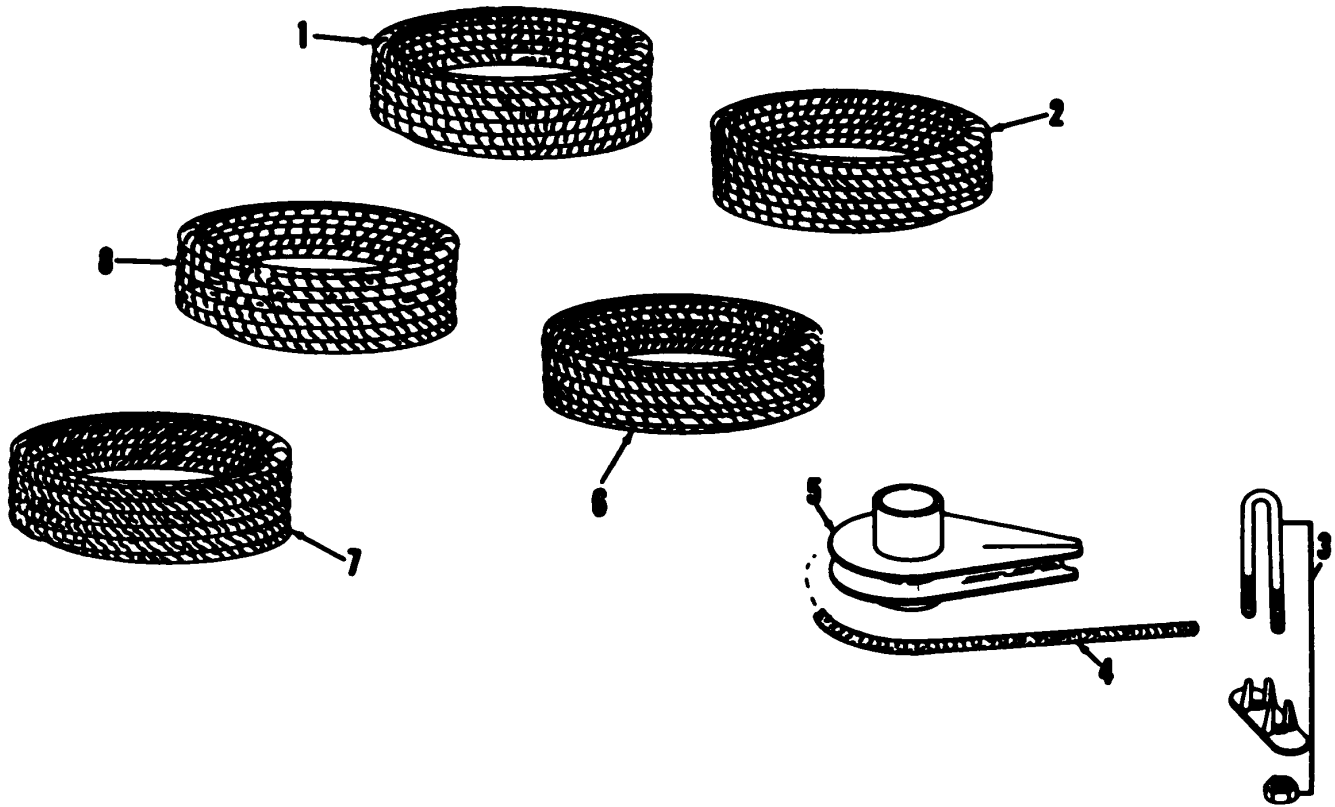
EMC 5-3810-206-35/60

Figure No. 188" Steering And Broke Lever Shaft

LEGEND TO PARTS, FIGURE 188

ITEM NO	FUNCT GROUP	APPL PARTS	ITEM NAME	ITEM NO	FUNCT GROUP	APPL PARTS	ITEM NAME	ITEM NO	FUNCT GROUP	APPL PARTS	ITEM NAME
1	7425	3	SHAFT	13	7425	3	BEARING	25	7425	3	NUT
2	7425	3	LEVER	14	7425	3	WASHER	26	7425	3	BOLT
3	7425	3	WASHER	15	7425	3	LEVER	27	7425	3	LEVER
4	7425	3	NUT	16	7425	3	SCREW	28	7425	3	LEVER
5	7425	3	LEVER	17	7425	3	SHAFT	29	7425	3	LINK
6	7425	3	COLLAR	18	7425	3	KEY	30	7425	3	LEVER
7	7425	3	LEVER	19	7425	3	KEY	31	7425	3	SCREW
8	7425	3	PIN	20	7425	3	KEY	32	7425	3	YOKE
9	7425	3	PIN	21	7425	3	WASHER	33	7425	3	PIN
10	7425	3	CLEVIS	22	7425	3	NIPPLE	34	7425	3	SCREW
11	7425	3	BEARING	23	7425	3	BLOCK	35	7425	3	KEY
12	7425	3	ROLLER	24	7425	3	SPRING	36	7425	3	SETSCRW





**MSC 3810-206-35P/141**

*Figure No. 189 Wire And Trip Ropes*

**LEGEND TO PARTS, FIGURE 189**

ITEM NO	FUNCT GROUP	APPL PARTS	ITEM NAME
1	7499	3	WIRE RO
2	7499	3	WIRE RO
3	7499	3	CLIP
4	7499	3	WIRE RO
5	7499	3	THIMBLE
6	7499	3	WIRE RO
7	7499	3	WIRE RO
8	7499	3	WIRE RO

## SECTION IV

INDEX-FEDERAL STOCK NUMBER AND REFERENCE NUMBER  
CROSS- REFERENCE-TO INDEX NUMBER

<u>REFERENCE NO.</u>	<u>MFG. CODE</u>	<u>INDEX NO.</u>	<u>REFERENCE NO.</u>	<u>MFG. CODE</u>	<u>INDEX NO.</u>
AN20	60038	05260	FC16944	63477	03814
A1-1227	46529	01026	FC16945	63477	03827
A11-438	46529	01045	FC17	63477	03831
A11-439	46529	01046	FC2395	63477	03895
		01128	FC2563	63477	03880
A12-200	46529	01009	FC26205	63477	03817
A14111	18265	00755	FC2936	63477	03901
A14132	00736	04753	FC3052	63477	03628
	05540	04907			
A2-1221	46529	01027	FC3163	63477	03777
A2362	11083	01616			03793
A3-825	46529	01026			03877
A3831	77260	02871	FC3178	63477	03756
A4-825	46529	01025			03779
A4878	80863	03557			03844
A5212	29883	05492			03860
A601318	46529	01048			03869
A6295	77260	02882			03878
A6662	77260	02902	FC3208	63477	03847
BT12	73631	03036	FC3487	63477	03785
BT13	73631	03037	FC3555	63477	03804
8714	73631	03035	FC3567	63477	03766
8565914	90008	03251	FC3594	63477	03853
CLA931AB	77873	02719	FC3597E	63477	03848
CLB280	77873	02723	FC3604	63477	03890
CL100386	77873	02733	FC3605	63477	03892
CL10385	77873	02737	FC3618	63477	03897
CL6059-1	77873	02720	FC3622	63477	03799
CL6954	77873	02731	FC3641	63477	03899
CL6984	77873	02759	FC3651	63477	03850
		02776	FC3950	63477	04971
CL6993	77873	02778	FC3953	63477	03852
CL7006	77873	02771	FC3954	63477	03851
CL7007	77873	02772	FC4063	63477	03855
CL7089	77873	02775	FC4073	63477	03782
CL7106	77873	02736	FC4359	63477	03660
CL7107	77873	02764			03662
CL8011	77873	02735	FC4385	63477	03769
CL8015-2	77873	02721			03788
CL6279	77673	02725	FC4544	63447	03833
CL8261	77873	02724	FC4545	63477	03829
CL8282	77873	02729	FC4547	63477	03822
CL873CL8244-1	77873	02726	FC5046	63477	03854
CL884	77873	02727	FC5342	63477	03820
C0985	77873	02734	FC5375	63477	03807
C1125PBT4	73370	00948	FC5905	63477	03787
C119044	69923	00783	FC5908	63477	03786
C2533	46529	01133	FC5910	63477	03809
C292CR5	72113	04554	FC5915	63477	03792
C3052	6347F	03629	FC5916	63477	03790
C3168	77260	02869	FC5917	63477	03810
C9115-5-15	82647	02924	FC5918	63477	03783
D83316	49367	03017	FC5922	63477	03791
DGFCR631-10C	84760	00619	FC60E	63477	03794
DL21	13445	02936	FC602	63477	03758
		03083			03780
DL38	13445	03574			03834
D10337	60038	05354			03843
D609V029	27315	03386			03861
D078296	81336	03534			03570
EC17	63477	03770			03877
EC22	75543	03123	FC603	63477	03759
EC4546	63477	03818			03769
E4521-54	72113	04553			03845
FC11410	63477	03840			03862
					03849
		03857	FC604	63477	03888
		03866	FC6460A	63477	03871
FC1318	63477	03767	FC650A	63777	03610
FC1320	63477	03763	FC6504A	63477	05638
FC1321	63477	03768	FC6505A	63477	03856
FC1330	63477	03805	FC6506A	63477	03865
FC1331	63477	03800	FC666	63477	03839
FC1338	63477	03802	FC673	63477	03902
FC15020	63477	03815			03749
FC15021	63477	03816			03753
FC15022	63477	03828			03275
FC15023	63477	03825			03841
FC15024	63477	03830			03858
FC15025	63477	03823			03867
FC16941	63477	03819	FC724	63477	03876
FC16943	63477	03824	FC725	63477	03864
					03891

## SECTION IV

INDEX-FEDERAL STOCK NUMBER AND REFERENCE NUMBER  
CROSS- REFERENCE-TO INDEX NUMBER

<u>REFERENCE NO.</u>	<u>MFG. CODE</u>	<u>INDEX NO.</u>	<u>REFERENCE NO.</u>	<u>MFG. CODE</u>	<u>INDEX NO.</u>
FC732	63477	03863	IL1118	11083	02039
FC7342	63477	03661	IL9899	11083	02660
FC768	63477	03900	IMI01	11083	01902
FC965	63477	03873	IMI03	11083	01923
FC975	63477	03872	IMI077	11083	01939
FC996	63477	03762	IMI0881	11083	01585
FD11126	63477	03754	IM1077	11083	01399
		03776	IM1226	11083	01908
FD1228	63477	03842	IM130	11083	01462
FD1237	63477	03846	IM2075	11083	02692
FD1387	63477	03803	IM23	11083	02543
FD16940	63477	03813	IM24	11083	02546
FD4505	63477	03778	IM25	11083	02545
FD470	63477	03859	IM3506	11083	01924
FD4991	63477	03752	IM5889	11083	01932
F0682	63477	03868	IM6718	11083	02218
FD6917	63477	03774	IM6735	11083	02235
F069188	63477	03772	IM6778	11083	02220
FD7748	63477	03771	IM6779	11083	02219
F07749	63477	03755	IM6780	11083	02234
F07750	63477	03751	IM6781	11083	02223
F07793	63477	03773	IM6782	11083	02230
F0962	63477	03767	IM6783	11083	02232
		03601	IM6784	11083	02222
FF966	63477	03893	IM6785	11083	02224
F1X10	79960	00961	IM6786	11083	02226
F1X15	79960	00962	IM6787	11083	02233
F1125APBT4	73370	00944	IN6788	11083	02225
F16X27	79960	00968	IM6789	11083	02227
F26X3B	79960	00904	IM6790	11083	02231
F36X2C	79960	00966	IM6871	11083	02229
F36X9	79960	00967	IM719	11083	01912
F5X7	79960	00905	IM7341	11083	01565
F6X17T2	79960	00960	IM8508	11083	01383
F62390	63477	03881			01917
F7X167	79960	00963	IM9390	11083	01344
F8X59	79960	00959			01716
GC3031	77260	02865			02336
GS10	76599	00374			02337
G10532	77206	02870	IM976	11083	02152
G10709	77260	02875	IM99	11083	01907
G11454-2	77260	02866	IM9953	11083	02559
G12221	77260	02881	IM9971	11083	02618
G12259	77260	02913	IN394	27315	05606
G12283	77260	02876	IN394F1	27315	05502
G12400	77260	02906	JB12	78388	03019
G13563	46529	01016	JFC10143	63477	03882
G13766	77260	02903	JFC9698	63477	03875
G14313	77260	02901	JFC9703	63477	03883
G2004	46529	01011	JFC9704	63477	03896
		01021	JFC9705	63477	03887
		01042	J2049-1	76005	02980
G2009	46529	01031	K10337	60038	05065
		01033			05264
		01037	K10340	60038	05020
		01049			05135
G2022	46529	01006			05261
G2032	46529	01043	K73	59730	01242
G21125	46529	01017			01246
G21214	46529	01041	LB4203	11083	01474
G2256	46529	01024	LB65-155-1	27315	05429
G24028	46529	01019	LP545	61112	00967
G24154	46529	01020	L100N1336-1	27315	04452
G2533	46529	01047	L1024	11083	01513
G2661	46529	01022			01522
G28987	46529	01036	L1143	11083	01598
G44352	46529	01008			02098
G47144	46529	01030			02171
G47147	46529	01029	L1351	11083	01449
G6295-2	77260	02879			01451
G8690	77260	02914			01502
G8748-1	77260	02874			01593
G8897	77260	02915			01993
G9021-72	77260	02873			02061
G939	77260	02916			02063
G9573-1	77260	02904			02280
HP575	27315	05330			02318
H12186	80883	02969			02321
H165	18265	00760			02400
H901-24V	80883	03556	L1352	11083	01665
IH1023	11083	02228			01943
IH2629	11083	02620			

## SECTION IV

INDEX-FEDERAL STOCK NUMBER AND REFERENCE NUMBER  
CROSS- REFERENCE-TO INDEX NUMBER

<u>REFERENCE NO.</u>	<u>MFG. CODE</u>	<u>INDEX NO.</u>	<u>REFERENCE NO.</u>	<u>MFG. CODE</u>	<u>INDEX NO.</u>
L1521	11083	01515	P5880	27315	03016
L2070	11083	01450	P9F50D9	27315	05461
		01597	P9217	18265	00758
		01664	P9588	18265	00763
		02319	R32-20	90005	03252
		02320	R55	72113	04564
L2072	11083	02087	R7302	46529	01014
L2288	11083	01686	SN5	77260	02905
L255-131-2	27315	05639	ST1682	27315	03916
		05704	ST1986	27315	04766
L255-131-7	27315	05645	ST2371	27315	04095
		05705	ST1569	27315	05285
L255-35-9	27315	05637	S0509	11083	01569
L364	11083	01617	S1347	11083	02116
		01735	S1569	11083	01327
		01787	S1571	11083	01925
		01768			02034
L38049	11083	02664			02390
L472	11083	01898			02509
L655-1-13	27315	04744			02537
L655-10-7	27315	05729	S1588	11083	01671
L655-15-7	27315	05483			01692
L655-2-7	27315	05501			01761
L655-26-12	27315	04975			02205
L655-27-15	27315	05218			02366
L655-31-4	27315	06110			02405
L655-311-8	27315	05735			02502
L655-35-1	27315	05553	S1590	11083	01634
L655-37-7	27315	05890			01797
L655-38-9	27315	05920			02035
L655-39-7	27315	05556			02510
L655-42-8	27315	04875	S1591	11083	01599
L655-44-7	27315	05580			01663
L655-57-7	27315	06020			01666
L655-6-7	27315	06398			01942
L655-61-12	27315	03288			02322
L655-62-25	27315	03347			02406
L655-62-26	27315	03313			02504
L655-63-82	27315	03352	S1594	11083	01486
L655-64-28	27315	05977			01567
L655-7-7	27315	05470			01635
L655-761-8	27315	04067			01796
L655154-7	27315	04383			01809
L855-101-7	27315	03380			01810
L855-108-1	27315	04308			01873
L905	11083	01679			01926
L906	11083	01401			02301
		01831			02354
L908P39-3	27315	04688			02434
L908P39-5	27315	046V3			02435
L912	11083	01674	S1595	11083	01897
L914P11-1	27315	03104	S1600	11083	01568
L918T17F1	27315	06041	S1600	11083	01763
L9655-641-3	27315	05867	S1615	11083	02062
L9655-657-2	27315	04476	S1616	11083	01767
L979T8	27315	03155	S1617	11083	01853
L979717	27315	03139			02281
MS123	27315	04779	S1618	11083	01668
MWOENG1999-4	81336	03590			01855
M7754	11088	01536			02099
NFT227	14655	03167			02113
NFTZ27-1	14665	03168	S1620	11083	01448
N10	60038	03205	S1621	11083	01540
N12	60038	03204	S2357	84760	00605
PC500	79396	00391	S509	11083	01808
PL21C	13445	02938			01812
PL21G	13445	02937			02085
PT1026-3	77873	02748			02302
PT351	77873	02750			02433
PT822	77873	02768			02511
PT87	77873	02 754	S8-29	77860	02976
P10022	18265	00757	S8-7	77860	02973
P1218	27315	05778			03145
P153	72452	02765	TA536wS4	83483	0090C
P2274	18265	00761	TC174TYPE51	33544	02830
P286	72452	03199	TP483	27315	04661
P290	72452	03221	TT330	27315	04372
P4196	18265	00762	T102	11083	02407
P4402	18265	00756	T1143A	72113	04558
P4847	18265	00759	T1144A	72113	04559
P4999	18265	00767	T1218	46529	01018
P5840	79243	03400	T23826	89923	01322

## SECTION IV

## INDEX-FEDERAL STOCK NUMBER AND REFERENCE NUMBER

CROSS- REFERENCE-TO INDEX NUMBER						
<u>REFERENCE NO.</u>	<u>MFG. CODE</u>	<u>INDEX NO.</u>	<u>REFERENCE NO.</u>	<u>MFG. CODE</u>	<u>INDEX NO.</u>	
T24	72113	04556	017904015-24	27315		05381
T329	11083	01786	017904021-6	27315		04304
T431	11083	02054	018940	89923		00332
		02306	030430002	27315		03134
T55	11083	01798	030430002-056	27315		03644
		01963	030430002-168	27315		04908
T573	11083	01595	030430004-6	27315		03011
		01762	03043002-076	27315		03646
		02317	0454308	16764		01184
T65	11083	01600	0550V109	27315		03029
		02323	0605V021	27315		03559
		02365	0609C201	27315		06154
T79	72113	04557	0609V004	27315		03524
T887	11083	01791	0609V005	27315		04385
		02423	0609V007	27315		06199
UCL18011	77873	02732	0609V029	27315		04858
UCL6993	77873	02774	0609V053	27315		03379
UCL6993A	77673	02769				03387
UCL7006	77873	02770				04948
UCL8244-1	77873	02722	0609V054	27315		02956
UPT724	77873	02747				03377
WF500	79396	00364				03493
W10	60038	03238				04860
W20	60038	05265				04897
XA495	19726	03169				04934
X1050-1	77260	02911				0494
X1244- 1	77260	02690	0609V055	27315		05526
		03595	0609V064	27315		03311
X1511	77260	02867	0609V070	27315		04933
X1565	77260	02868	0609V077	27315		04932
X1619	77260	02898	0609V089	27315		05392
X1660-1	77260	02896	0609V111	27315		03811
X1698	77260	02897				04445
X1179	77260	02699				05947
X1790	77260	02886	0609V112	27315		05144
X1923	77260	02891	0609V113	27315		05444
X1928	77260	02891	0609V113	27315		04449
X2099	77260	02907	0609V120	27315		04861
X1922	77260	02683	0609V126	27315		03279
X2099	77260	02907	0609V120	27315		03861
X2243	77260	02880	0609V125	27315		03239
X2368	77260	02909	0609V154	27315		03925
X246-3	77260	02865	0609V159	27315		03367
X25002	14351	03166	0609V160	27315		02954
X257	77260	02884	0609V165	27315		04141
X2607	77260	02889				04552
X2710	77260	02872	0609V169	27315		05088
X2711	77260	02877	0609V171	27315		05036
X2717	77260	02868	0609V192	23115		04111
X2953	77260	02892				04328
X3207A	77260	02867	0609V194	27315		04446
X3895	77260	02895				05206
X455	77260	02663				05791
		03591				05684
X596	77260	02912	0609V195	27315		04078
X695	77260	02900	0609V196	27315		00006
X754	77260	02910	0609V200	27315		05640
X912-1	77260	02894	0609V201	27315		06144
YAV14	00761	03146				06149
YAV27L	00761	03115	0609V202	27315		06122
YAV28L	00761	03118				06129
ZNOR	01493	03114	0609V207	27315		05545
		03119	0609V200	27315		04251
ZPOR	01493	03111				04349
Z604	91535	03657	0609V211	27315		04721
OB44V098	27315	03030	0609V222	27315		05969
OF471-2X7T2	79960	00958	0609V245	27315		04793
OH1405D18	27315	03201	0609V247	27315		04859
ON265F1	27315	03339	0609V249	27315		03328
OX2121	77260	02878				04326
OX2329	77260	02906				04727
00609V207	27315	04780	0609V262	27315		04807
0091250082	27315	03372	0609V280	27315		05970
017704071-115	27315	06232	0609V282	27315		05971
017704071-145	27315	06236	0609V301	27315		04817
017704071-240	27315	06220	0609V347	27315		05978
017704072-160	27315	06224	061V008	73152		03440
017704073-080	27315	06230	0610V068	27315		05737
017704073-190	27315	06228	0610V070	27315		05657
017704073-340	27315	06222	0610V072	27315		05555
017704073-95	27315	06238				09706
017704385-13	27315	06242	0610V141	27315		04327
017704385-35	27315	06240	0610V175	27315		05094
017740471-180	27315	06234				05099

## SECTION IV

INDEX-FEDERAL STOCK NUMBER AND REFERENCE NUMBER  
CROSS- REFERENCE-TO INDEX NUMBER

<u>REFERENCE NO.</u>	<u>MFG. CODE</u>	<u>INDEX NO.</u>	<u>REFERENCE NO.</u>	<u>MFG. CODE</u>	<u>INDEX NO.</u>
0610V210	27315	03255	0627V041	27315	04025
0610V215	27315	04091			04027
0610V218	27315	04102	0627V043	27315	04021
06100V201	27315	05799			04035
0611V174	27315	04555			05796
062V130	27315	04239	0627V044	27315	04023
062V132	27315	04834			04024
0621V040	27315	04029	0627V054	27315	04026
		04034			04032
0622V058	27315	05240	0627V091	27315	04031
0622V075	27315	04740	0627V1603	27315	04443
0622V096	27315	06134	0627V169	27315	04335
		06139			04444
0624V042	27315	03002	0644V043	27315	06201
0626V002	27315	03222	0644V114	27315	03431
0626V003	27315	04401	0660V039	27315	02960
0626V006	27315	02955	0660V055	27315	00989
		03580	0660V060	27315	02961
0626V008	27315	03582	0660V073	27315	02728
0626V023	27315	03613	0660V075	27315	04403
0626V025	27315	02820			05797
0626V038	27315	04969	0660V077	27315	02965
0626V039	27315	04402			03032
		04943	0660V109	27315	02959
		05198	0660V111	27315	03604
0626V041	27315	05795	0660V112	27315	02963
0626V042	27315	04028			03100
		05212	0660V114	27315	02806
0626V044	27315	03906			02849
0626V045	27315	03615			02962
0626V046	27315	02847	0660V131	27315	03396
		03680	0660V144	27315	03494
0626V059	27315	05190			03539
0626V077	27315	02796	0660V146	27315	03495
		05035	0660V148	27315	04036
		05204	0661V032	63477	03884
		05468	0672V020	27315	04406
0626V078	27315	04030	0682V046	27315	005041
		05199	0692V002	27315	04388
0626V081	27315	03225	0692V033	27315	03941
0626V091	27315	04318	0692V062	27315	05675
0626V109	27315	04855			05734
		05921	0692V063	27315	05695
0626V111	27315	03681	0692V067	27315	05842
		04157	0692V071	27315	05841
		04260	0692V081	27315	05932
		04401	06924033	27315	03943
		05200	0696V085	27315	05216
		05467	0698V035	27315	03928
0626V112	27315	03312	0698V071	27315	05042
		05207	079601	95773	03361
		05792	079602	95773	03359
		05883	079603	95773	03360
0626V113	27315	06200	082339	95773	03356
		03226	082340	95773	03357
		03338	0826V003	27315	03027
		04842	084292	95773	03355
		05239	0846V078	27315	03765
		05794		63477	03784
0626V118	27315	05793	0860V053	27315	02957
0626V128	27315	04655			03031
0626V129	27315	04077	0860V055	27315	02964
		05034	0860V057	27315	02958
		05193	0860V146	27315	03082
		05918	086481	01406	03358
0626V130	27315	05931	0902V002	27315	03008
		04348	0909V001	27315	03131
		05472			03624
0626V131	27315	04261			03625
		04520	0909V003	27315	03009
		04652			03132
		04653	0909V005	27315	03133
		04654	0909V055	27315	03028
		05196	0911V004	27315	03548
0626V132	27315	04806	0916V001	27315	0313S5
		05208	0916V002	27315	03142
0626V150	27315	05195	0916V003	27315	03156
		05201	1-100J1142	2731S	03714
0626V159	27315	04864	1-12J343	27315	04275
0627V001	27315	03886	1-18T4548	27315	05511
0627V040	27315	04022	1-882	27315	04256
		04033	1-979T7	27315	03141

## SECTION IV

INDEX-FEDERAL STOCK NUMBER AND REFERENCE NUMBER  
CROSS- REFERENCE-TO INDEX NUMBER

<u>REFERENCE NO.</u>	<u>MFG. CODE</u>	<u>INDEX NO.</u>	<u>REFERENCE NO.</u>	<u>MFG. CODE</u>	<u>INDEX NO.</u>
1A1460	11083	01559	102-62	74962	03513
1A2024	11083	01369	1P1150	27315	04165
		02183	1P1156F1	27315	06051
1A2029	11083	01503	1P1230	2731S	04179
		01658	1P870	27315	05508
		01662	1P876C1	27315	05591
		01765	1P931C1	2731S	05475
		01856	1P989	27315	05000
		02172	1P990	2731S	05227
		02316	1P991	27315	05226
1A23%	11083	02401	1S155	11083	01335
1A2935	11083	01632			02121
1A4784	11083	02309	1S206	11083	01934
		02446	1S2098	11083	02007
1A5660	11083	01473	1S219	11083	02114
1A5964	11083	01811	1S3887	11083	02018
		02300	1S4145	11083	02213
1B2790	11083	01660	1S4295	11083	01409
1B3867	11083	02396			0138
1B4202	11083	01737	1S4398	11083	01601
1B4203	11083	01621	1S4399	11083	01532
		01622	1S4400	11083	01533
		01708	1S4604	11083	01393
		02186			01552
1B4218	11083	01397	1S4810	11083	02042
		02201	1S5372	11083	02002
1B4330	11083	02083	1S6019	11083	01863
		02216	1S6020	11083	01782
1B4331	11083	01432	1S6022	11083	0181
1B5174	11083	01747	1S6181	11083	01328
1B5696	11083	01741	1S6595	11083	01333
1B7182	11083	01659	1S6181	11083	01349
1B8704	11083	02472			01706
1B8736	11083	01614	1S6812	11083	01387
1B9575	11083	01661			01500
		01854			01576
		02404	1S8931	11083	02585
1C2251	11083	01596	1S9494	11083	01864
1C569	11083	02378	1S9543	11083	01579
1D4539	11083	01975	1S9920	11083	01770
1D4566	11083	02379	1S9922	11083	01816
D104716	11083	01980	1TP623C1	27315	05043
		02161	1T373	27315	06187
		02421	1T462	27315	04927
1D4717	11083	01624	1T462F1	27315	04925
		01625	1T464	27315	05594
		01736	1T464F1	27315	05592
		01981	1T483	27315	04390
		02293	1T484	27315	044-00
		02374	1T4844F1	27315	04404
		02422	10-100J1620	27315	0534
		02507	10-910N280	27315	05383
1D4719	11083	02594			05452
1D4720	11083	01431	10-927P5	27315	02768
1D5117	11083	02420	10N108	27315	06176
		02582	10N108F1	27315	06174
1D9873	11083	02074	10N164	27315	06177
1F1006	11083	01757	10N176	27315	05514
1F1344	11083	01751	10N176F1	27315	05512
		02075	10N178	27315	05006
1F73	11083	02624	10N178F1	27315	05005
1N1023	11083	02609	10N200	27315	05263
1H1777	11083	01775	10N200F1	27315	05254
1H1780	11083	01774	10N265	27315	03341
1H6249	11083	02214	10P108F1	27315	06163
1H9722	11083	02563	10P1083	27315	05480
1J29C2	27315	05999	10P1084	27315	06170
1K4703	11083	01807	10P1084F1	27315	06166
1K6848	11083	02687	10P1085	27315	06165
1L4789	11083	02653	10P1297	27115	04268
1L9899	11083	02522	10P1347	27315	05243
1M7360	11083	01695	10P1347F1	27315	05241
1M7423	11083	01755	10P891	27315	04262
1M9390	11083	01718	10P950	27315	04038
1M9968	11083	02570	10P0957F1	27315	05217
1N248F2	27315	06000	10T1040	27315	06205
1N348	27315	04929	10T185	27315	05699
1N459	27315	04928	10T1085F1	27315	05696
1N490	27315	04930	10T1107F1	27315	02850
1N689	27315	04164	10T1115	27315	06203
1N619F1	27315	04162	10T1115F1	27315	06202
10P100C1	27315	05494	10T1123	27315	05933

## SECTION IV

INDEX-FEDERAL STOCK NUMBER AND REFERENCE NUMBER  
CROSS- REFERENCE-TO INDEX NUMBER

<u>REFERENCE NO.</u>	<u>MFG. CODE</u>	<u>INDEX NO.</u>	<u>REFERENCE NO.</u>	<u>MFG. CODE</u>	<u>INDEX NO.</u>
10T1124	27315	05919	10430	89923	00499
10T1142	27315	04407			00591
10T1116	27315	04658			00601
10T1188	27315	04408			00770
10T723	27315	06204			02837
10T979C1	27315	03292	10436	89923	00144
100J3952	27315	05798	10449	89923	00127
100N1113-2	27315	03812			00284
100N413355-1	27315	03014	10482	89923	00094
1001663-5	27315	04813			00213
100N463-6	27315	04792	105X5	79470	03664
100N464-3	27315	04814			03665
1001682-3	27315	04287			03704
100N733	27315	03907			03707
100PD10	76005	02940			03710
100T163	27315	03375	10502	89923	00290
100 1-4	84760	00664	10516	89923	00572
10014	89923	00242	10519	89923	01223
1003-2	84760	00697	10521	89923	00886
1007-1	84760	00737	10536	89923	00538
10074	73370	00955	1055J	48949	03404
1008	84760	00624			03424
00925			10551	89923	00049
1009-1	84760	00703			00542
100918	73370	00950	10575	89923	00452
101-50-1A	84760	00663	10588	89923	00171
1011-1	84760	00728			00335
1013	84760	00698	10594	89923	00190
1014	99231	10828	10595	89923	00142
101487	73370	00956	10599	89923	00212
101488	73370	00947			01120
101489	73370	00949	10619	89923	00483
101493	73370	00951			00484
1015T5-1	27315	05080			00486
1015T5-2	27315	05599	10628	89923	00535
1015T5-4	27315	05083	10622	89923	00506
1015T5-5	2731b	06062	10623	89923	00941
1015T5-6	27315	04881			01122
1015T5-7	27315	05077	1062B	89923	00832
1015T5-8	27315	05595	10629	89923	00233
1015T5-9	27315	05418			01230
1018-6	84760	00676	10657	89923	00148
102-62	74928	03500	10692	89923	00253
		03507			00888
74982	03511		107-100J1620	27315	03570
		03516	10712	89923	00883
1020-2	84760	00730	10726	89923	00124
1021-4	84760	00683			00199
1021-9	84760	00682			00200
1022-4	84760	00677			00263
10259	89923	00352			00447
10262	89923	00104			00525
		00999			00526
10268	89923	00143			00576
		00298			00750
		00467			01095
10278	89923	00254			01101
10306	89923	00122			01151
		00322			01227
		00441	10727	89923	00478
10314	89923	00325	10729	89923	00831
		00361			01051
		00751			01052
		00892			03003
		00893	10733	89923	01267
		01081	10731	89923	00111
		01098			01038
		01100			01152
10315	27315	03022	1075	89923	01126
10317	89923	01247	10756	89923	00371
103629	73370	00954			00552
104X5	79470	04974			00766
104018	73370	09053	10763	89923	01268
104071	73370	00946	1077	89923	00480
10416	89923	00343	10776	73370	00957
10417	89923	00347	10779	89923	00099
10419	89923	00346			00100
10428	73370	00952			00362
10430	27315	01010			00575
	89923	00186			00894
		00249	108-100J1620	27315	03572
		00433	10080	89923	01234



## SECTION IV

INDEX-FEDERAL STOCK NUMBER AND REFERENCE NUMBER  
CROSS- REFERENCE-TO INDEX NUMBER

<u>REFERENCE NO.</u>	<u>MFG. CODE</u>	<u>INDEX NO.</u>	<u>REFERENCE NO.</u>	<u>MFG. CODE</u>	<u>INDEX NO.</u>
10829	89923	00286	11T728	27315	05559
		00833			05603
10838	89923	00449	11T755	27315	05115
		00500	11T793	27315	05892
10839	89923	00054	11T855F1	27315	05114
		00054	11T769	27315	05903
		00055	11T876	27315	05891
		00394	11T934	27315	05946
		00496	11X23	27315	04535
10857	89923	00341	11X23F1	27315	04532
18059	89923	00342	1100-26	84760	00692
10883	89923	00260	11014	89923	00364
		00509			00778
10894	89923	01221			00826
10897	89923	00232			00895
109-1	84760	00609			00896
10925	89923	00340			00972
10936	89923	00050			01098
		00050			01099
		01061			01148
10940	27315	01039			01149
	89923	00201			01236
		00262	11015	89923	01233
		00504	11070	89923	00255
		00529	11077	89923	00191
		00530	1110BL	95879	06050
		00533	1110X12	79470	00523
		00577	1110X5	79470	03673
		00593	11112	69923	00192
		00753	1113757	16764	01269
		00779	11142	89923	00273
		00897	11147	89923	00053
		00971	1117497	61674	01158
		01097	1119629	16764	01235
		01102	1119756	16764	01266
		01150	11198	89923	00193
		02859			00481
10946	89923	00597	112	84760	00684
10967	89923	00544	11200	89923	00380
11	95817	00995	11203	89923	00359
11-100J1142	27315	03720	11204	89923	00350
11-1109	27315	04183			00353
11-1113	27315	04642	11220	89923	00139
11-75	27315	04844			00902
11-774	27315	04843	11237	89923	00178
11-856	27315	04487	11238	89923	00185
11-911P11	27315	03110	11243	89923	00321
11-927PS	27315	02809	11246	89923	00131
11J1032	27315	04337	11255	89923	00285
11J1162	27315	04704	11251A	89923	00116
11J1162F1	27315	04701	11262	89923	06298
11J1197	27315	04099	1 1264	89923	00146
11J1197F2	27315	04094	11265	89923	00545
11J1199	27315	04590	11272	89923	00160
1J11306	27315	05906	11273	89923	00180
11J1327	27315	04329	1128-00	78189	03241
11J1328	27315	04338	11281	89923	00147
11J1332	27315	04171	113-1	84760	00704
1J11332F1	27315	04166	11322	89923	00012
11N1044	27315	04016			01058
11N1108	27315	04331	11327	89923	01069
11N1108F1	27315	04330	11377	89923	00264
11N1292	27315	04488			00562
11N850	27315	04068			00752
11N960	27315	05948			00891
11N960F1	27315	05944			00898
11P1022	27315	05870	11389	89923	00059
11P1106	27315	05767			00246
1P1106F1	27315	05708	11438	89923	00216
		05765	11440	89923	00218
11P1107	27315	04181	11449	89923	00030
11P1108	27315	04182	11495	89923	00047
11P1114	27315	04643	115-100J1620	27315	03136
11P1156	27315	06054	11504	89923	00559
11P811	27315	05894			00602
11P821	27315	05905	11507	89923	00485
11P825	27315	05866			00487
11P826	27315	05865	11508	89923	00488
11P855	27315	04479	11514	89923	00202
11P869	27315	05893			00531
11P975	27315	05764	115557	89923	01132
11P975F1	27315	05762	1157	89923	00256

## SECTION IV

INDEX-FEDERAL STOCK NUMBER AND REFERENCE NUMBER  
CROSS- REFERENCE-TO INDEX NUMBER

<u>REFERENCE NO.</u>	<u>MFG. CODE</u>	<u>INDEX NO.</u>	<u>REFERENCE NO.</u>	<u>MFG. CODE</u>	<u>INDEX NO.</u>
11571	89923	00116	12298	89923	00320
11585	89923	03597	1230	79396	00392
11589	89923	00571	12305	89923	00016
11598	89923	00887			00326
		00969	12319	89923	00082
		01090			00327
		01091	12344	89923	00351
		01131	12420	89923	00316
116	84760	00710	12445	89923	00048
116004	16764	01171	124634	86403	05337
116391	89923	00128	1251	24455	02934
11642	89923	01226			03049
116504	89923	00473	1264390	74865	05336
11658	89923	00245	12687	89923	00299
		00396			01080
11742	89923	00305	12714	89923	00553
11772	27315	01035			00862
	89923	01222	12728	89923	00882
11790	89923	00338	12830	89923	00861
11791	89923	00339	12843	89923	00259
11879	89923	00021	12850	89923	00184
		00541	12872	89923	00275
118831	16764	01278	12879	89923	00035
		01295	12889	89923	01320
		01301	12951	89923	00539
11927	89923	00922	13-14N706	27315	04913
11928	89923	00929	13-14T446	27315	04754
11930	89923	00096	13N084F1	27315	06028
		00560	13N141C1	27315	03264
11940	89923	00188	13N141C1F1	27315	03268
12-100J1142	27315	03735	13N142	27315	03265
12J343	27315	04274	13N142F1	27315	03262
12J344	27315	04279	13N184	27315	06030
12J344F1	27315	04270	13P127	27315	06206
12J345	27315	04146	13P344D2	27315	04916
12J345F1	27315	04144	13P369C1	27315	03266
12J432	27315	04065	13P370	27315	03267
12J432F1	27315	04064	13P371	27315	03278
12N262	27315	04516	13P372	27315	03277
12N262F1	27315	04515	13P372F1	27315	03275
12T211	27315	04121	13P375	27315	04649
12T262	27315	04085	13P397F1	27315	05623
12TZ263	27315	04190	13P398	27315	05627
12X195	72113	04562	13T111	27315	06121
12X60	27315	04276	13T111F1	27315	06119
12Z194	72113	04563	13T213C1	27315	04840
12Z48	27315	04290	13T211	27315	05033
1208	30327	02953	13T215F1	27315	05031
1203	24455	03050	13T216C1	27315	04805
12048	89923	00358			04833
12049	89923	00337	13T216C1F1	27315	04803
12050	89923	00355			04831
120622	73331	03091	13T249	27315	02846
12067	89923	00140	13T286	27315	04234
01085	13T297	27315			04156
12069	89923	00173	13T291F1	27315	04154
		01088	13010	89923	00844
1208-00	78189	00742	13011	89923	00845
120898	86403	05345			00851
12095	89923	00063	13012	89923	00138
1210	43334	03184			00378
1210-00	78189	00743			00840
12113	89923	00101	1302-1	84760	00714
		00203			00719
12121	89923	00252	13021	89923	00088
12140	89923	00470	13091	89923	00501
12180	89923	00064	13097	89923	00502
		00855	13134	89923	01321
		00866	13136	89923	00834
121801	733311	03071	13149	89923	00136
		03072	1315	84760	00709
12191	89923	00151	1319-1	84760	00620
122159	73331	03066	13193	89923	00145
		03069	1320	84760	00711
1222	79396	00387	1320-00	71889	00534
12230	89923	01034	1 3224	89923	00291
12257	89923	01071	13274	89923	00248
12268	89923	00772	132756	73331	03092
12269	89923	01063	13276	89923	01001
		01064			06199
12274	89923	00304	13277	89923	00276
12283	89923	01065	132892	73331	03068

## SECTION IV

INDEX-FEDERAL STOCK NUMBER AND REFERENCE NUMBER  
CROSS- REFERENCE-TO INDEX NUMBER

<u>REFERENCE NO.</u>	<u>MFG. CODE</u>	<u>INDEX NO.</u>	<u>REFERENCE NO.</u>	<u>MFG. CODE</u>	<u>INDEX NO.</u>
132983	73331	03065	1404-2	84760	00654
13339	84760	06311	14053	89923	00067
13396	69923	00031	14065	89923	00383
13407	89923	02861			00383
13458S	89923	00923	14066	89923	02829
13506	89923	00398	14097	89923	00071
13508	89923	00399			00397
13533	89923	00088	14141	89923	00527
135533	89923	00319	14175	89923	00439
13669	89923	00402	14179	89923	00561
13694	89923	00043	14195	89923	00149
13716	89923	00766	14200	89923	00032
		00836	14233	89923	00062
13787	89923	00109	14291	89923	00236
13800	89923	00017			01138
13025	89923	00997	14292	89923	00015
13849	89923	02920			00864
13852	89923	00373	14297	89923	00023
138530	73331	03070			01059
13894	89923	00375	1432	89923	00061
13909	89923	00493	14320	89923	01129
13920	89923	00034	14343	89923	00051
		00226	14392	89923	00060
13942	89923	00211	14393	89923	00033
14-100J1142	27315	03716			00154
14-914P11	27315	03117	14409	89923	00016
14J350	27315	04947	14416	89923	00070
14J350F1	27315	04946	14423	89923	00250
14J542	27315	04899	14455	89923	00107
14J542F1	27315	04896	145	79470	02802
14N359	27315	03365	145-1	84760	00616
14N419	27315	04791	14510	89923	00076
14N440F2	27315	04931	14511	89923	00066
14N440	27315	04935	14512	89923	00025
14N559	27314	04954	14537	89923	00503
14N559F1	27315	04953	14564	89923	00476
146343F1	27315	04750			02848
14N043	27315	04751	14599	89923	00042
		05541	146-1	84760	00651
14N643F1	27315	05539	14607	89923	00022
14N703	27315	04966	14683	89923	03026
14N730F1	27315	04965	14688	89923	00932
14N706	27315	04911	1478	84760	00607
14N706F1	27315	04910	14708	89923	00036
14NT11F1	27315	04960	14719	89923	00748
14N719	27315	05139	14721	89923	00038
14N719F1	27315	05137	14758	89923	00011
14N842	27315	04381	14814	89923	00069
14N860	27315	02927			00155
14N861	27315	03015	14824	89923	00516
14N874	27315	03106	14832	89923	00229
144875	27315	03107	14836	89923	00215
14P1284	27315	02947	14843	89923	00024
14P1286	27315	04902			01140
14P1296	27315	03555	14863	89923	00841
14P420	27315	04961	14870	89923	00547
	05476	14888		89923	00083
14P676	27315	03394	14890	89923	00519
14P657	27315	03393	14891	89923	00567
14P678	27315	03382	15-100J1142	27315	03724
14P082	27315	04937	15-914P11	27315	03113
14P682F1	27315	04936	15J15	27315	04988
14P762	27315	04962	15J281	27315	05058
14P802	27315	04964	15J28U2	27315	05056
14P821	27315	04963	15J28D2F1	27315	05054
14T1001	27315	02928	15J28P1F1	27315	05057
14T1005	27315	02792	15N321	27315	04986
14T446	27315	04752	15N321F2	27315	04985
		05542	15N350	27315	06022
14T680	27315	04912	15N353	27315	05581
14T681	27315	04957	15N354	27315	05557
147686	27315	04944	15N479	27315	05314
14T708	27315	01002	15N480	27315	05313
14Z4D8	27315	02268	15N481	27315	04876
14Z50D2	27315	04898	15N532	27315	05277
140	79470	01057	15P622C1	27315	06033
140SS	35510	02968	15P716	27315	06034
1402-1	84760	00653	15P797C1	27315	06063
14025	89923	00172	15P801C1	27315	05074
1403-1A	84760	00652	15P801C1F1	27315	05073
14030	89923	00040	15P829	27315	05078
14031	89923	00041	15P834	27315	05406

## SECTION IV

INDEX-FEDERAL STOCK NUMBER AND REFERENCE NUMBER  
CROSS- REFERENCE-TO INDEX NUMBER

<u>REFERENCE NO.</u>	<u>MFG. CODE</u>	<u>INDEX NO.</u>	<u>REFERENCE NO.</u>	<u>MFG. CODE</u>	<u>INDEX NO.</u>
15T743	27315	05558	16T1615	27315	03546
15T821	27315	05081	16T3074	27315	01325
15T804	27315	03910	16T3075	27315	01326
15T80F1	27315	03908	16T353	27315	04071
15T820	27315	04887	16T438	27315	04258
15T820F1	27315	04886	167483	27315	03619
15T831	27315	05805	16T493	27315	03621
15T832	27315	05846	16T494	27315	03931
15T892	27315	05803			03933
15T892F1	27315	05801	16T497	27315	03934
15T901	27315	05084	16T519	27315	04889
15T902	27315	05600	167581	27315	03301
15T905	27315	04883	167632	27315	03616
15T930	27315	04882	167650	27315	04874
15Z284	27315	02740	16T672	27315	03534
151-2	L655-	05333	16T676	27315	04870
15187	89923	00153	16T758	27315	04865
1525-4	00624	00906	16T759	27315	04866
15252	89923	00207	160BL	25879	04575
15253	89923	00230	16055	89923	00065
15312	89923	00228	1610BL	27315	05474
15323	89923	00231		59879	05872
1536514	70040	04058		93879	04565
15498	89923	00492		95869	06049
15513	89923	00257		95870	04677
1567363	70040	04057		95879	03291
1569659	70040	04056			03333
15829	89923	00889			04147
15918	89923	00789			04255
15919	89923	00821			04352
16-100J1605	27315	05396			04379
16-1162	27315	04088			04380
16J424	27315	03932			04421
16J521	27315	00004			04462
16N295	27315	04869			04478
16N295F1	27315	04867			04543
16N326	27315	04815			04546
16N426	27315	05636			04566
16N481	27315	04719			04567
16N481F1	27315	04724			04570
16N482	27315	04720			04588
16N482F1	27315	04718			04600
16N517	27315	04819			04625
16N518D1	27315	04796			04665
16N518D2	27315	04795			04743
16N672	27315	05393			04755
16N676F1	27315	05391			04798
16N691	27315	04871			04821
16P1199F1	27315	03926			04918
16P1240	27315	02827			04919
16P1250	27315	05800			04920
16P1383	27315	03055			04921
16P1391	27315	03076			04922
		03087			05225
16P1391F1	27315	03074			05289
		03085			05300
16P1393F1	27315	03052			05308
16P1461	27315	03236			05415
16P1478	27315	03090			05489
16P1492	27315	03054			05505
		03077			05585
		03088			05590
16P622C3	27315	03929			05626
		03930			05936
16P744C1	27315	04873			05976
16P752	27315	04082			06053
16P768	27315	06019	16204	89923	00345
16P774	27315	04872	16205	89923	00344
16P881	27315	00110	1626V078	27315	05619
		01439	16275	89923	00382
16T1272	27315	05529			00382
16T1386	27315	03620	16277	89923	00430
16T1394	27315	02823	1638	84760	00927
16T1394F1	27315	02821	1638-1A	84760	00735
16T1476	27315	03094			00924
16T1584	27315	02826	1639	84760	00926
16T1588	27315	02948	16391	89923	01053
16T1598	27315	03560	16392	89923	01012
1671606	27315	02949	1640	84760	00926
16T1607	27315	02950	16416	89923	00058
16T1609	27315	02922	16417	89923	00102
16T1613	27315	02828	16446	89923	02863

## SECTION IV

INDEX-FEDERAL STOCK NUMBER AND REFERENCE NUMBER  
CROSS- REFERENCE-TO INDEX NUMBER

<u>REFERENCE NO.</u>	<u>MFG. CODE</u>	<u>INDEX NO.</u>	<u>REFERENCE NO.</u>	<u>MFG. CODE</u>	<u>INDEX NO.</u>
16490	89923	00457	17611	89923	00848
16496	89923	00474	17624	89923	00080
16526	89923	00365			01062
16538	89923	00472	17672	89923	01093
16631	89923	01125	17688	89923	00079
16653	89923	01139	17706	89923	00073
16683	69923	00014			00400
16728	89923	00450	17708	89923	00074
16814	89923	00435			00498
1683	24455	03573	177105503700	81336	01245
16950	89923	01134	17719	89923	00508
16961	78189	00991	17724	89923	00464
16962	89923	00318	17743	89923	00168
16964	89923	01229	17745	89923	00238
1697	89923	00269	17746	89923	00251
11980	89923	00876	17747	89923	00258
169111	89923	00811	17749	89923	00044
17	19371	16764	17754	89923	00046
17-100J1142	27315	03650			00583
17-3045-700-005	81336	03682	17756	89923	00159
17-7105-503-700	81336	01241			00292
17-910N285	27315	05537	17783	89923	00093
17-F216	27315	05317	17792	89923	00491
17H106	27315	05521	18-10J1142	27315	03632
17H136	27315	06171	18-1416	27315	04784
17H281	27315	05849	18-66C1F1	27315	04989
17H287	27315	05316	11-717	27315	04783
17H296	27315	05848	18-933D128	27315	04582
17H49	27315	09402	18F57D28	27315	05147
17T178	27315	04979	18F57D6	27315	05440
17T185	27315	03296	18F681D212	27315	04781
17T194	27315	05315	18F682D265	27315	05039
17T205	27315	05661	18F689D3	27315	04782
		05722	18H1085	27315	05222
17T207	27315	05845	18H164	27315	05733
17T222	27315	06106	18H165	27315	05674
17T224	27315	09571	18H167	27315	06114
17T225	27315	05320	18H167F1	27315	06113
		06178	18H174F1	27315	05732
17T231	27315	05752	18H175F1	27315	05669
17T233	70386	02853	18H1951D23	27315	06014
17T244	27315	05572	18H3892D19	27315	05064
		05660	18H414D6	27315	03044
		05723	18H4144D13	27315	03246
		05751	18H4144D7	27315	03242
17T248	27315	05069	18H4146D21	27315	04848
		05318	18H4146D6	27315	02984
17T249	27315	09060			02987
		05319	18H4146D7	27315	03045
17T264	27315	06026	18N242F1	27315	05338
17727	27315	04700	18P04F1	27315	05404
17T286	27315	05844	18P1043	27315	04387
17T313	23715	04201	18P1043F1	27315	04386
17T341	27315	04323	18P1044	27315	04396
17T5	27315	05442	18P1249	27315	05228
		05700	18P1251	27315	05235
17030	89923	00469	18P1252	27315	05236
1704	84760	06308	18P1253	27315	05234
17047	89923	00549	10P1264D2	27315	04316
17050	89923	00568	18P1396	27315	05237
17053	89923	00182	18P1408	27315	06060
		00354	18P1408F1	27315	06057
1707-4A	84760	06307	18P1451	27315	04726
17091	89923	00494	18P1452	27315	04725
1710BL	59879	05924	18P40	27315	05407
1710	84760	06310			06037
1711	84760	06309	18P40F1	27315	06035
17162	89923	00009	18P43D72	27315	05621
		00853	18P450	27315	05182
17183	89923	00489	18P591D92	27315	05942
1721-1A	84760	06312	18P608	27315	06004
17242	89923	00849	18P698D8	27315	05914
17251	89923	00839	18P756	27315	04174
17263	89923	00884	18P805	27315	04295
17317	89923	00370	18P877	27315	04973
17321	89923	00477	18P929012	27315	04043
	00970		18P929016	27315	04041
17470	89923	00429			05815
17477	89923	00098	18P931D112	27315	04939
17533	89923	00271	18P9310160	27315	05570
17600	89923	00459	18P931D192	27315	04941
17611	89923	00511	18P933D310	27315	04377

## SECTION IV

INDEX-FEDERAL STOCK NUMBER AND REFERENCE NUMBER  
CROSS- REFERENCE-TO INDEX NUMBER

<u>REFERENCE NO.</u>	<u>MFG. CODE</u>	<u>INDEX NO.</u>	<u>REFERENCE NO.</u>	<u>MFG. CODE</u>	<u>INDEX NO.</u>
18P933D192	27315	04584	18T3326C1	27315	05568
18P933D20	27315	05519	18T3327C1	27315	05567
18P933D296	27315	04116	18T3333	27315	03617
18P933D316	27315	04464	18T334	27315	04992
18P933D32	27315	05279	18T3352	27315	05271
18P933D050	27315	05843	18T3352F1	27315	05269
18P933D52	27315	05520	18T3354	27315	03618
18P935D64	27315	06025	18T3357	27315	03622
18P935D84	27315	05401	18T3368	27315	04801
18P939D28	27315	06005			04829
18P943D2	27315	05569	18T3484	27315	04042
18P948D230	27315	04475	18T3485	27315	04035
18P948D256	27315	04321	18T3486	27315	04040
18P951D52	27315	05941			04044
18P953D312	27315	04698	18T3488F1	27315	03940
18T11	27315	05465			03942
18T12	27315	04148	18T3526	27315	03332
		04602	18T3563	27315	03421
		04822	18T3587	27315	04118
		05877	18T3592	27315	05515
18T13	27315	04286	18T3603	27315	04086
		04519	18T3606	27315	05721
		04644			05756
		04645	18T3606C1	27315	05643
		05916			05726
		05930			05757
181T1333	27315	05170	18T3704	27315	03678
18T145	27315	04480	187T3783	27315	04342
		05926			04728
18T1539	27315	05356	1873801	27315	056S9
18T16110	27315	04439	18T3813	27315	0284
18T20	27315	04076	18T3847	27315	03623
		05478	18T3848	27315	03627
18T2242	27315	04473	18T3926	27315	03676
18T2347	27315	05351	18T3948	27315	03677
18T2546C1	27315	06194	18T4064	27315	04894
18T258	27315	04173	18T4118	27315	05047
18T2815	27315	03281	18T4132	27315	03310
18T2822	27315	05967	18T4204	27315	02852
18T2885	27315	04135	18T4261	27315	05050
18T2885F1	27315	04133	18T4274C1	27315	05283
18T2887	27315	03297	18T4200	27315	05278
18T3019	27315	04229	18T4282	27315	05620
		05477	18T4283	27315	05622
18T3177	27315	05493	18T4307	27315	04115
18T3186	27315	06042	18T4374	27315	05133
18T3191C2	27315	03346			05134
18T3192	27315	03330	18T4381	27315	04139
18T3207	27315	04845			04549
18T3218	27315	05049	18T431F1	27315	04132
187T322C1	27315	05750			04548
18T3224	27315	05644	18T4410	27315	04178
		05648	18T4521	27315	05169
		05719	18T4548	27315	05509
		05720	18T4625	27315	04351
		05749	18T4650	27315	05282
18T3226	27315	05574	18T4652	27315	05214
		05663	18T4662	27315	05048
		05725	18T4663	27315	05233
18T3227	27315	05642	18T4664	27315	05246
		05650	18T4665	27315	05244
		05727	18T4670	27315	05466
		05755	18T4760	27315	04291
18T3230	27315	05655			04292
		05716	18T4761	27315	04293
		05747	18T4793	27315	04177
1873233	27315	05658	18T4862	27315	04394
18T3242	27315	05280	18T4863	27315	04397
18T3243	27315	04895	18T4943	27315	05618
18T3247	27315	05180	18T4945	27315	05172
18T3253	27315	04802	18T4971	27315	04176
		04830	18T4972	27315	04175
		04809	18T5079	27315	05281
18T3255	27315	05746	18T5106	27315	05171
18T3296C1	27315	05654	18T5188	27315	01013
18T3296C2	27315	05564	18T5275	27315	03430
18T3296C3	27315	05715	18T5310	27315	02794
		05575	18T5339	27315	04708
18T3321	27315	00576	18T5371	27315	05181
18T3322	27315	05578	18T5373	27315	05153
18T3323	27315	05577	18T5524	27315	05051
18T3324	27315	05565	18T5701	27315	05052
18T3325	27315				

## SECTION IV

INDEX-FEDERAL STOCK NUMBER AND REFERENCE NUMBER  
CROSS- REFERENCE-TO INDEX NUMBER

<u>REFERENCE NO.</u>	<u>MFG. CODE</u>	<u>INDEX NO.</u>	<u>REFERENCE NO.</u>	<u>MFG. CODE</u>	<u>INDEX NO.</u>
187T5702	27315	05070	18964	89923	00456
18T5703	27315	05053	18990	89923	01135
18T3758	27315	05187	18992	89923	01087
18T5759	27315	05029	18994	89923	00027
18T5760	27315	05188			01060
187T898	27315	05245	18995	89923	01075
18T5958	27315	05754	18996	89923	01073
18T6053	27315	06044	19-100J1142	27315	03630
18T6109	27315	04474	19-177	27315	04450
18T6118	27315	04496	19F42D10	27315	05159
18T6150	27315	04465	19F45D10	27315	05161
1876160	27315	04320	19F47D3	27315	05693
18T6191	27315	05179	19F48D10	27315	06197
18T6235	27315	05185	19F48014	27315	04364
18T6237	27315	05186	19F4D7	27315	05026
18T6313	27315	05378	19F48D9	27315	06198
18T6326	27315	04734	19F50D12	27315	04012
18T6330	27315	03378	19F50D14	27315	05835
18Z1D10	27315	03239	19F50D15	27315	06105
18Z1D16	27315	05247	19F50D22	27315	04365
18Z22	27315	05500	19F50D26	27315	04358
18Z23	27315	05038			04641
18Z45	27315	04119	19F50D28	27315	04633
18Z466D6	27315	03237	19F5D007	27315	05837
18030	89923	00513	19F50009	27315	06100
18040	89923	00463	19F5007	27315	05460
18041	89923	00462	19F52D111	27315	06101
18042	89923	01146	19F52D13	27315	05838
18044	89923	01145	19F52134	27315	05462
18045	89923	01142	19F52D16	27315	05459
18046	89923	01137	19F52D19	27315	04363
18047	89923	01130	19F5224	27315	06103
18058	89923	00466	19F52D8	27315	05457
1806	89923	00461	19F54D9	27315	05617
18061	89923	00455			05714
18062	89923	00056			05780
		00458	19F5429	27315	05166
18067	89923	00460	19F5509	27315	05458
18070	89923	00454	19F57D10	27315	05607
18090	89923	00423	19F57D11	27315	04220
1814633	16764	01276	19F57035	27315	05168
18183	89923	00573	19F57D6	27315	04611
18196	89923	00039	19F59D37	27315	05157
18213	89923	00443	19F59D40	27315	02763
1824	84760	00740	19F63D11	27315	04690
18247	89923	00479	19F63D19	27315	03308
18249	89923	00183	19F63D33	27315	04227
18250	89923	00357	19F66D10	27315	05902
18284	89923	00081	19F66D11	27315	04429
		00349	19F66D18	27315	05911
18294	89923	00165	19F66D25	27315	05616
		00179	19F66034	27315	05441
1830-2	84760	00715	19F66U58	27315	04695
1831	84760	00717	19F693	27315	04433
18346	89923	00162	19F694	2731L5	05913
18470	89923	00869	19F69U7	27315	05900
18502	89923	00785	19F69L8	27315	04206
18513	69923	00150			05901
18559	89923	00103	19F74D23	27315	04636
18632	89923	01054	19HL991D12	27315	06061
18634	89923	00554	19H1951105	27315	06012
		00837	19H31	27315	06196
		01055	19P1D6	27315	03270
1866C1	27315	04990	19P107	27315	03280
18693	89923	00045	19P130	27315	04269
18694	89923	00152	19P6L-3	73159	03256
		01092	19P71C1	27315	04828
18720	89923	00119	19P73CL	27315	04808
		00438	19P79	27315	04110
18783	89923	00020	19P81	27315	04223
18829	89923	00293	19T164	27315	05439
18848	89923	00856			05694
18902	89923	00177	19T1682	27315	04207
18904	89923	00168	19T821	27315	03307
18906	89923	00176	19T7189	27315	05836
18907	89923	00077	19T1951D12	27315	05293
		00334	19T2183	27315	04827
		01076	19T2218	27315	05745
18939	89923	01074	19T2219	27315	05165
18940	89923	01079	19T2241	27315	05606
18941	89923	01078	19T2270	27315	06102
18955	89923	01127	1972271	27315	05456

## SECTION IV

INDEX-FEDERAL STOCK NUMBER AND REFERENCE NUMBER  
CROSS- REFERENCE-TO INDEX NUMBER

<u>REFERENCE NO.</u>	<u>MFG. CODE</u>	<u>INDEX NO.</u>	<u>REFERENCE NO.</u>	<u>MFG. CODE</u>	<u>INDEX NO.</u>
19T2274	27315	05164	19026	89923	00026
19T2287	27315	05025			00854
19T2310	27315	04423	1903	84760	00611
1972326	27315	06097	1904514	16764	01160
19T2329	27315	06104	1904981	16764	01257
19T2364	27315	04005	1904982	16764	01290
		04007	19050406	16764	01167
19T23640	27315	04002	1906902	16764	01251
1972365	27315	04008	1906927	16764	01201
1972409	27315	03412	19074	89923	00369
19T2427	27315	04075	19075	89923	00842
1972433	27315	04226	1907507	16764	01261
19T2435	27315	04211	19076	89923	00846
1972464	27315	04451	19077	89923	00843
19T2508	27315	05498			00847
19T2515	27315	04003			00852
		04004	19078	89923	00417
		04009	19079	89923	00420
19T2564	27315	04862	1908	89923	00426
1972565	27315	04863	19082	89923	00835
19T2587	27315	04152	1908456	16764	01282
19T2652	27315	05928	1909560	16764	01279
19T2698	27315	05463	1909654	16764	01296
19T2699	27315	05464	190987	16764	01186
1972700	27315	05253	1909995	16764	01204
19T2700F1	27315	05251	19127	89923	00278
19T2703	27315	05615	19128	89923	00274
19T2703F1	27315	05613	1913080	16764	01293
1972712	27315	04151	1913084	16764	01263
19T2732	27315	05167	1913086	16764	01311
19T2802	27315	04209	1913128	16764	01273
19T2813	27315	04639	1913130	16764	01312
19T2815	27315	04640	19132	89923	00057
19T2831	27315	05787			00395
19T2850	27315	04483	1913678	16764	01211
19T2855	27315	05786	1913960	16764	01308
1972863	27315	04216	1914107	16764	01316
19T2864	27315	04210	1914578	16764	01189
19T2865	27315	04214	1914636	16764	01281
19T1866	27315	04221	1914639	16764	01283
19T2870	27315	04359	1914640	16764	01291
19T2873	27315	04370	1914641	16764	01286
19T2963	27315	04422	1914643	16764	01285
19T2963F2	27315	04419	1914644	16764	01284
19T3016	27315	05790	1914645	16764	01255
1973606	27315	05649	1914647	16764	01260
19T3630	27315	05146	1914648	16764	01317
197365009	27315	05162	1914649	16764	01265
19T365009	27315	02760	1914751	16764	01220
19T3690	27315	05879	1914842	16764	01262
1973691	27315	05885	1914868	16764	01309
19T3694	27315	04427	1914869	16764	01272
1973696	27315	04615	1914873	16764	01256
19T3697	27315	04626	1914877	16764	01271
1973696	27315	04634	1915799	16764	01188
1973701	27315	04637	1915805	16764	01193
19T3702	27315	04638	1915853	16764	01194
19T3705	27315	04623	1916141	16764	01195
19T3714	27315	04612	1916143	16764	01197
19T3750	27315	04432	1916149	16764	01212
19T3755	27315	04624	1916160	16764	01187
19T3761	27315	04204	1916209	16764	01205
19T3766	27315	04367	1916324	16764	01217
19T3770	27315	04368	1916325	16764	01169
1973821	27315	04613	191640	16764	01196
1973822	27315	04614	1916415	16764	01203
19T3845	27315	04657	1916419	16764	01215
19T3874	27315	04369	1916542	16764	01216
19T3936	27315	05886	1916545	16764	01176
1973985	27315	04458	1916546	16764	01202
19T39887	27315	04435	1916643	16764	01218
19T3990	27315	04430	1917877	16764	01219
19T3994	27315	04153	1917992	16764	01210
19T451	27315	04991	1917993	16764	01207
19766	27315	04685	1918651	16764	01300
19T80	27315	05788	19189	89923	00330
		06162	1919033	16764	01294
19Z154	27315	03208	19194	89923	00090
19000	89923	00174	19195	89923	00935
		00348	1920145	16764	01163
19020	89923	00781	1920500	16764	01302
19022	89923	00782	19207	89923	00137



## SECTION IV

INDEX-FEDERAL STOCK NUMBER AND REFERENCE NUMBER  
CROSS- REFERENCE-TO INDEX NUMBER

<u>REFERENCE NO.</u>	<u>MFG. CODE</u>	<u>INDEX NO.</u>	<u>REFERENCE NO.</u>	<u>MFG. CODE</u>	<u>INDEX NO.</u>
1920840	16764	01208	19672	89923	00243
		01209	19692	89923	00240
19209	89923	00010	19704	89923	00237
		00600	19735	89923	00158
19210	89923	00198	19772	89923	00281
1921599	16764	01168	19773	89923	00329
1921660	16764	01250	19802	89923	00333
19217	89923	00081	19906	89923	00363
		00301	19807	89923	00170
1921755	16764	01178	19856	89923	00289
1922158	16764	01214	19906	89923	00288
19227	89923	00596	19910	89923	00214
192271	16764	01166	19913	89923	00303
1922716	16764	01159	19916	89923	00307
1922717	16764	01165	19916	89923	00317
1922719	16764	01175	19919	89923	00308
1922722	16764	01164			00311
1922724	16764	01174	19920	89923	00312
1922712	16764	01177	19922	89923	00306
1922727	16764	01185	19923	89923	00309
1922736	16764	01206	199257	89923	00302
1922869	16764	01270	19926	89923	00315
1923	95879	04055	19931	89923	00313
19233	89923	00939	19938	89923	00877
19249	89923	00356	19970	89923	00206
19256	19923	00556	19974	89923	00294
19260	89923	06300	19977	89923	00247
19263	19923	00557	19991	89923	00277
19266	89923	00574	2	71177	02831
19268	89923	00558	2-100J1142	27315	03712
19287	89923	00268	2-915N85	27315	05419
192882	89923	00205	2-915P192	27315	05596
1923B666	16764	01274	2A1927	11083	02185
19326	89923	00446	2A3798	11083	01478
19330	89923	00595	2A4427	11083	01620
19339	89923	00555	2A4639	11083	02282
19340	89923	00300	2A5220	11083	02189
1934393	16764	01157	2A5328	11083	01789
19347	89923	00075	2A7349	11083	02097
		00564			02199
1936638	16764	01258	2A762	11083	02115
1937115	16764	01310			02118
1937116	16764	01268	2B2404	11083	02066
1937121	16764	01319			02067
1938308	16764	01303	2B2694	11083	01764
19388446	16764	01274			02100
19387	89923	00120	2B2695	11083	01766
1938993	16764	01275			01992
1938994	16764	01270	2B4-3-4	14959	00376
1939194	16764	01200	2B4602	11083	02564
1939309	89923	01304			02571
19415	89923	00890	2B5721	11083	01429
19417	89923	00272			01538
1942995	16764	01252	2B5803	11083	01519
1943580	16764	01249	2B7092	11083	02238
19436	89923	00028	2B7408	11083	02084
		00244	2B7411	11083	01746
		00189			02297
19439	89923	00189			01866
1945437	16764	01259	2B9373	11083	01098
19458	89923	00123	2B941	11083	02538
19459	89923	00118			02544
	16764	01248	2B947	11083	02544
19474	89923	00239	2D6392	11083	02568
19496	89923	00328	2F2326	11083	01820
19510	89923	00217	2F2860	11083	02613
19519	89923	00287	2F159	11083	02132
19534	89923	00377	2F4355	11083	02198
19539	89923	00379	2F6678	11083	02572
19540	89923	00432	2F7036	11083	01643
19541	89923	00156	2F7885	11083	02241
		00331	2F8616	11083	01998
19542	89923	00448	2H1190	11083	01477
19564	89923				01865
19569	89923	00297	2H3088	11083	01413
19570	89923	00990	2H3429	11083	02610
19576	89923	00267	2H3504	11083	01940
19577	89923	00206	2H3932	11083	01379
19647	89923	00141			01918
		00336	2H4949	11083	02440
19653	89923	00095	2H5330	11083	01633
		00227	2K8199	11083	01959
19655	89923	00241	2L1701	11083	02409

## SECTION IV

INDEX-FEDERAL STOCK NUMBER AND REFERENCE NUMBER  
CROSS- REFERENCE-TO INDEX NUMBER

<u>REFERENCE NO.</u>	<u>MFG. CODE</u>	<u>INDEX NO.</u>	<u>REFERENCE NO.</u>	<u>MFG. CODE</u>	<u>INDEX NO.</u>
2L3402	11083	026T3	2P146	27315	06185
2L3627	11083	01390	2P147	27315	06186
2L4097	11083	02295	2P218C1	27315	06055
2L4230	11083	02292	2P236C1	27315	06056
2L4280	11083	02399	2P243	27315	05490
2L6679	11083	02589	2P244	27315	02003
2L7414	11083	02459	2P244F1	27315	04999
2L80-9	11083	02523	251305	11083	02003
2L0050	11083	02524	251306	11083	02023
		02665	251307	11083	02012
2L8051	11083	02525	251308	11083	02001
2L8052	11083	02259	251310	11083	02020
		02526	251507	11083	02008
		02674	251541	11083	01485
2L8054	11083	02260	251792	11083	01606
		02527	252264	11083	01781
		02666	252342	11083	02239
2L8066	11083	02261	252921	11083	01878
		02662	254015	11083	02190
2L8067	11083	02262	254027	11083	02646
		02661	254182	11083	01862
2L8069	11083	02263	255627	11083	01641
2L8071	11083	02663	25S650	11083	01604
2L8076	11083	02528	281414	11083	02221
2L8077	11083	02529	258888	11083	01445
2L1664	11083	02643	2S8959	11083	01511
2L9724	11083	02253	258960	11083	01512
		02521	20-100J1142	27315	03636
		02657	20-382C1	27315	04524
281778	11083	01639	20H059305	27315	05731
241235	11083	01528	20H104702	27315	05252
2M4050	11083	01895	20H137201	27315	02851
2M4208	11083	01927	20H138605	27315	05255
2N4209	11083	01928	20H1393013	27315	05697
24210	11083	01929	20H1400020	27315	05055
2M4211	11083	01930	20H140006	27315	06167
2M4212	11083	01931	20H140008	27315	06164
2M4314	11083	01901	20H1415012	27315	05614
2N5301	11083	02215	20H142609	27315	05256
2M5452	11083	02431	20H1433016	27315	03292
2M4765	11083	01457	20n1437019	27315	05008
2M767	11083	01458	20H1437026	27315	05007
21469	11083	01459	20H143709	27315	0500?
2M770	11083	01460	20H143905	27315	0500?
2N7876	11083	01427	20H1447012	27315	0500?
2M8216	11083	02436	20H1456021	27315	06342
248604	11083	01910	20N145608	27315	05257
2N0675	11083	02437	20H1467L15	27315	05258
2M8691	11083	01707	20H1470013	27315	05259
21890	11083	01403	20H1575012	27315	04069
20H138607	27315	06189	20H1N53024	27315	04816
20N140009	27315	06168	2H1584U014	27315	04769
20H1461011	27315	06175	90H11bU4D18	27315	04767
20H148701	27315	05698	20H1584819	27315	04770
20115850D	27315	05979	20H159028	27315	03053
20HIS9016	27315	05953	20H1592010	27315	05405
				05959	06036
20H161102	27315	05210	20H159221	27315	04994
20H165802	27915	05598	20H1519303	27315	05390
		05602	20H1594D19	27315	05389
20H165804	27315	05597	20H1594028	27315	03086
		05601	20H159505	27315	05552
20P3450105	27315	05990	20H159506	27315	05037
20P3450106	27315	05991	20HN15968	27315	05917
20TS46306	27315	05238	20H1B1101	27315	03614
20T170	27315	05789	20H161103	27315	02786
20T1861	27315	05605	20H1614D4	27315	03080
20T3742	27315	05073			03376
20T3744C	27315	05566			03444
				05656	03578
				05718	03671
20T3825	27315	05554			04901
20T3829	27315	05518	20H161408	27315	03056
20T3927	27315	06216			03078
20T4081	27315	05736			03089
20T4611	27315	05839	20H161807	27315	06043
20T4858	27315	05272	20H16440	27315	03121
20T5024	27315	06305	20H164803	27315	05085
20T493	27315	05851	204165802	27315	04884
20TS58200	27315	05140			06064
20T5582013	27315	05141	20H165803	27315	05079

## SECTION IV

INDEX-FEDERAL STOCK NUMBER AND REFERENCE NUMBER  
CROSS- REFERENCE-TO INDEX NUMBER

<u>REFERENCE NO.</u>	<u>MFG. CODE</u>	<u>INDEX NO.</u>	<u>REFERENCE NO.</u>	<u>MFG. CODE</u>	<u>INDEX NO.</u>
20H165803	27315	05082	20T501	27315	06161
		05421	20T5044	27315	04233
		06066	20T5264	27315	04531
20N165805	27315	04885	27T5331	27315	05922
		05420	20T544019	27315	04134
20H165006	27315	06065	20T5444012	27315	04527
20H16507	27315	06067	20T5444019	27315	04529
20H1686010	27315	03122	20T544406	27315	04237
20H1687010	27315			04785	04238
		04901	20T5446D2	27315	04236
		05546	20T5446D8	27315	04093
20N1687D9	27315	04914	20T5447D7	27315	05322
		04970	20T5460D9	27315	05202
20K19350	27315	05041	20T5462D5	27315	03228
20H332731	27315	05398	20T5462D8	27315	02766
202071F	27315	03795			05192
20N13	27315	04539	20T5462D9	27315	05205
20N1935	27315	04536	20T5463D9	27315	04235
20750409	27315	02271			05197
20P200	27315	03626			05479
20P231	27315	05488	20T5464D14	27315	05469
20P30C11	27315	04090	20T5475D1	27315	05703
20NP34581	27315	00499	20T5475D2	27315	05702
20P345082	27315	05988	20T5507	27315	03688
20P301	27315	04526	20T5508	27315	03691
20P479	27315	04530	20T5509	27315	03694
20PS420	27315	05548	20T7110	27315	04442
20P54202	27315	04773	20T110	27315	03697
		05549	2PT5512	27315	03700
20P64301	27315	04772	20T5513	27315	03703
20P291	27315	04315	20T5118	27315	03706
20P60	22731	50490	20T5419	27315	03709
20P612	27315	00522	20T5510	27315	03663
20T1149	27315	05676	20T5112D10	27315	04310
20P1525	27315	04857	20T5669	27315	04060
20T2983	27315	03299	20T5475	27315	03353
20PT321	27315	03306	20T57U2	27315	04525
20T3223	27315	03287	20T5903	27315	04603
20T328	27315	03300	20T5705C0	27315	04523
20T335	27315	04241	20T1002	27315	04343
20T34	27315	04126	20T5867	27315	04794
20T3P72	27315	05984			04818
20T3735	27315	04739	20T594402	27315	03105
20T3741	27315	05753	20T6U94	27315	049981
20P3742	27315	05662	20T6095	27315	04924
		05724	20T551	27315	04768
20T374	27315	05062	20T6341	27315	05209
20T3747	27315	05061	20T6402	27315	05348
20T378	52731	05148	20T6427	27315	04879
20T3791	27315	04815	20T6430	27315	02929
20T3859	27315	05332	20T6431	27315	02704
20PT914	27315	01076	20T6432	27315	02797
2T03920	27315	03616	20T6432FI	27315	02796
20T3956F1	27315	03975	20T6440	27315	02803
		03900	20T7T643	27315	04923
20PT010	27315	06616	920T6460	27315	02795
2074058	27315	04440	20T756100	27315	05992
20T4086	27315	04018	20T6B102	27315	05993
20T4162	27315	04341	20T76601	27315	05994
201T203	27315	06021	20T6611D2	27315	05995
20T4229	27315	03764	20T766912	27315	05996
20T4234	27315	04019	29T661202	27315	05997
20T4235	27315	03921	20T5	27315	04683
		03924	20T782	27315	06016
20T4239	27315	04020	22T863C1	27315	04202
20T4252	27315	03914	20T7T	27315	04240
20T3804	27315	04983	2021025	27315	05044
203T306	27315	05386	20T2026	27315	05045
20T4307	27315	04884	2021027	27315	05046
20T4312	27315	03922	20222	27315	03531
		03923	20T24	27315	05495
20T4378	27315	05072	20T58670	27315	04964
2074379	27315	05071			05127
20T4591	27315	06109	2023006	27315	05232
20T4592	27315	03675	202319D0	27315	0495
20T4593	27315	03674	2002319D	27315	03532
20T7461	27135	05019			03532
2T47073	27315	04604	2023190	27315	04956
20T4723	27315	05169	20T33205	27315	03302
20T4859	27315	05273	20T238	27315	04193
20T4860	27315	05274	2027703	27315	03428
20T4861	27315	26120	20T5017	27315	04997

## SECTION IV

INDEX-FEDERAL STOCK NUMBER AND REFERENCE NUMBER  
CROSS- REFERENCE-TO INDEX NUMBER

<u>REFERENCE NO.</u>	<u>MFG. CODE</u>	<u>INDEX NO.</u>	<u>REFERENCE NO.</u>	<u>MFG. CODE</u>	<u>INDEX NO.</u>
202541	27315	03354	2045V003	27315	02841
202564	27315	04194			02945
2016	27315	04904			03304
202626068	27315	04129			03390
202626U89	27315	04127			03536
20265	27315	04108			03669
202703	27315	04489			03993
202708	27315	03388			04938
200X5	79470	03609			04951
2001V086	27315	04616			05016
20026	89923	00068			05119
2004V008	27315	04878			05121
2004V009	27315	04561			05122
2004V011	27315	04776			05527
2004V016	27315	03284			05560
20040V015	27315	04149			05710
20050	89923	01007			05741
2007V003	27315	03927			05775
2007V005	27315	06303	2045V005	27315	03274
2009	84760	00738			03798
201-758AS	84760	00656			03994
20122	89923	00919			04416
2011V003	27315	05776			04454
20183	89923	00323			04578
		03596			04730
202	84760	00662			04993
2020V011	27315	04789			05132
2020V016	27315	03305			05138
20201V067	27315	05446			05408
2022V003	27315	05773			05774
2022V007	27315	04607			01830
20265	89923	00437			05945
20266	89923	00445			06038
2027V007	27315	05828	2045V007	27115	04777
2029V008	27315	04195		27315	00105
		04606			02793
2029V010	27315	04196			03203
		04825			03670
2029V011	27315	04775			04140
		05323			04313
2029V012	27315	05985			04550
2029V016	27315	03285			04608
		05896			04788
2029V018	27315	04596			05091
		04609			05096
		04610			05101
20291	27315	03826			05116
20305	84760	00657			05123
20368004	27315	02943			05451
2036V004	27315	00986			05690
2036V005	27315	03025			05829
		05777			05895
2037V005	27315	03121			06094
		03986			06193
		05770	2045V008	27315	03261
204-31	84760	00661			03439
20428	89923	00859			04074
2044V004	27315	03021			04107
		03143			04184
2044V005	27315	03158			04197
		05769			04198
20448	89923	00372			04199
20445B008	27315	00106			04253
2045V001	27315	02836			04355
		02946			04414
		03097			04455
		03170			04605
		03522			04722
		03563			04774
		03576			05022
		03995			05450
		06092			05544
		06192			05772
204V0002	27315	02840			05827
		03389			05878
		03401			05954
		03429			06002
		03668			06118
		03684			06128
		05131			06133
		05447			06138
2045V003	23315	03990			06143

## SECTION IV

INDEX-FEDERAL STOCK NUMBER AND REFERENCE NUMBER  
CROSS- REFERENCE-TO INDEX NUMBER

<u>REFERENCE NO.</u>	<u>MFG. CODE</u>	<u>INDEX NO.</u>	<u>REFERENCE NO.</u>	<u>MFG. CODE</u>	<u>INDEX NO.</u>
04V008	27315	06148	20930	89923	00977
		06153	20932	89923	00980
		06159	20933	89923	00983
2045V009	27315	03336	21-100J1142	27315	03648
		04413	21TS6	27315	06304
		04729	21U066	27315	01198
		04800	21000	89923	00410
		05021	21005	89923	00907
		05604	21011	89923	00407
		05960	21013	89923	00413
204VV010	27315	04073	21027	89923	00404
		04823	21093	89923	00903
		05909	211416	69923	01224
		06003	21179	89923	01084
		06024	212	84760	00699
2045V014	27315	04417	21291	89923	00784
20450V07	27315	05015	213-1	84760	00732
2046V001	27315	03592	213-2	84760	00733
2046V008	27315	05118	213-612	84760	00630
20469	89923	00774	21350	89923	00209
2047V003	27315	03127	2145V001	27315	0302b
20422	89923	03034	2145VU03	27315	03024
2049V002	27315	02824	21517	89923	00838
2049V003	27315	03983	21553	09923	01225
		03969	21589	89923	00442
		03991	21599	89923	00858
2049V00S	27315	03992	2161V03	27315	05017
		05562	21714	89923	00416
		00653	21873	27315	03944
		05712	21804	09923	00078
				05742	01077
2049W006	27315	03672	21851	89923	00401
2049V007	27315	05448	21852	89923	00403
		05561	21853	89923	00393
		05651	219T19	27315	04731
		00711	22J468F1	27315	04741
		05740	22J557	27315	04771
		06831	22J51F1	27315	04756
2049VL010	27315	04201	22N234	27315	03371
2049V012	27315	04799	2201V017	27316	05785
		04824	2201V120	27315	05898
2049VS00	27315	04332	220T19	27315	04441
		04415			04456
205-2	84760	00722	220V122	27315	04732
2051V00S	27315	05126	2201V002	27315	02842
20530	89923	00599	2201V0017	27315	04015
20548	89923	00749			04362
20569	89923	00776			05023
20560	89923	00777			05436
20651	84760	00695			05497
2061V005	27315	09019			05692
		09231			06195
2061V007	27315	04790	2201V033	27314	04011
		06093		27315	02761
2061V008	27315	03797			04006
		05130			04010
		06771			04013
2061V009	27315	03337			04360
		55129			04361
		05400			04635
2061V010	27315	06023			05158
		06191			05455
2061V011	27315	06449			58322
20630	89923	00019			06096
20632	89923	01094	2201V037	27315	05744
2066V001	27315	02839	2201VU40	27315	05781
2066V003	27315	02796	2201V049	27315	05435
		03987			05691
2065V005	27315	05120	2201V051	27315	04356
206SV006	27315	03984			05160
		03985			05454
		03988			05608
2065V007	27315	05563			05833
206bV008	27315	05018			06099
2065V010	27315	05117			06160
20680	77220	00282	2201V053	27315	05075
2071V008	27315	06198	2201V055	27315	04137
2071871	27315	02805			04218
2077V104	27315	05927			04219
2077007	27315	05739			04551
20811	89923	00904			05609
20888	89923	03033			06098

**SECTION IV INDEX FEDERAL STOCK NUMBER AND REFERENCE NUMBER  
CROSS- REFERENCE TO INDEX NUMBER**

<u>REFERENCE NO.</u>	<u>MFG. CODE</u>	<u>INDEX NO.</u>	<u>REFERENCE NO.</u>	<u>MFG. CODE</u>	<u>INDEX NO.</u>
2201V061	27315	05151	22378	89923	00222
2201V063	27315	03478	22513	89923	01239
2201V065	27315	02800	22554	89923	00219
		05150	22680	27315	03004
		05612	22739	79136	00465
		05713	22868	89923	01228
		05743	2292	79396	00386
		05779	23-100J1142	27315	03652
		05782	23J173	27315	05312
		05834	23J1173F2	27315	05295
2201V067	27315	05153	23J176	27315	05095
		05452	23J176F	27315	05093
2201V070	27315	05156	23J179	27315	05089
2201V072	27315	04222	23J179F1	27315	05086
		04826	23J192	27315	05100
		05324	23J192F1	27315	05098
2201V074	27315	04778	23J203	27315	05090
2201V083	27315	04208	23J203F1	27315	05087
		05149	23J206	27315	05583
		05610	23J206F1	27315	05582
2201V086	27315	02758	23J273	27315	05311
		05155	23J273F1	27315	05304
2201V088	27315	05438	23J275	27315	05303
2201V090	27315	05611	23J275F1	27315	05296
		05986	23N190	27315	04252
2201V102	27315	04689	23N190F1	27315	04250
		05453	23N217	27315	05294
2201V103	27315	04150	23N217F1	27315	05284
		04228	23P261	27315	05403
		04694	230	79470	00129
		05784			00540
2201V104	27315	04428			01056
		04431	23036	89923	02862
		05437	23134	89923	02918
		05783	23135	89923	02919
		05899	2319	13445	03048
		05912	2321	13445	03012
2201V108	27315	05929	232104055-20	27315	03161
2201V110	27315	04684	232104059	27314	03137
2201V120	27315	04205	232104067-10	27315	03151
		04213	232104067-20	27315	03163
		04434	23344	89923	00507
		04618	23357	89923	01199
		05496	23360	89923	01156
		05910	23383	89923	00505
2201V122	27315	03286	234X5	79470	03904
		05024	23423	27315	01243
		05897	23555	39923	00324
2201V124	27315	04597			03602
		04617			03603
		04621	23815	89923	00175
		05262			00360
2201V137	27315	04215	23828	89923	02990
2201V145	27315	04357	2385	89923	00550
2201V147	27315	04212	23850	89923	00680
2201V149	27315	04620	23875	89923	00875
		04622	23890	89923	00569
		04632	23891	89923	00551
2201V150	27315	04224	23937	89923	00566
		04627	23938	89923	00565
		04628	23939	89923	00548
2201V151	27315	04109	23940	89923	00570
		04225	23997	89923	00878
		04631	23998	89923	00879
2201V155	27315	04203	24-100J1142	27315	03654
2201V160	27315	04619	24N137	27315	03351
22011122	27315	05154	240BV001	27315	05223
220430043-030	27315	03726	240BV002	27315	04143
		06211	240B8002	27315	05286
		06209	2401V001	27315	03290
220430043-048	27315	03729			03329
220430043-058	27315	03731			04070
220430043-078	27315	03685			04098
220430043003	27315	05349			04103
22043044-168	27315	00775			04122
22191	89923	05220			04123
22218C	52676	04851			04187
22220C	52676	00220			04249
22363	89923	0022L			04288
22366	89923	00223			04339
22367	89923	00224			04340
22368	89223	00225			04350
22377	89923				

**SECTION IV INDEX FEDERAL STOCK NUMBER AND REFERENCE NUMBER  
CROSS- REFERENCE TO INDEX NUMBER**

<u>REFERENCE NO.</u>	<u>MFG. CODE</u>	<u>INDEX NO.</u>	<u>REFERENCE NO.</u>	<u>MFG. CODE</u>	<u>INDEX NO.</u>
2401V001	27315	04420	24419	89923	00169
		04461	24447	89923	00167
		04477	24449	89923	00166
		04541	24450	89923	00157
		04542	24474	89923	00125
		04545	24475	89923	00130
		04574	24476	89923	00132
		04587	24795	89923	00164
		04599	24796	89923	00163
		04664	24849-27	73680	03206
		04676	24902	89923	00092
		04742			00592
		04745	24906	89923	00072
		04797			00497
		04820	24907	89923	00085
		04891			00085
		04893			00089
		05221			00121
		05297			00440
		05305	24908	89923	00013
		05473			00863
		05487	24909	69923	00084
				05584	00087
		05625			00187
		05923			00436
		05973	24915	89923	00161
		06032	24923	89923	00938
24010001	27315	04569	24940	89923	00266
2406	03743	03013	24945	89923	01147
2408V001	27315	05413	24946	89923	01144
		05504	24947	89923	01136
		06047	24980	89923	00910
2408V002	27315	03331	25-100J1142	27315	03640
		05298	25-40015	27315	04503
		05306	25N178	27315	03289
		06046	25N200D1	27315	03320
24124	89923	00543	25N2000D1F1	27315	03317
2416V001	27315	05224	25N2000D2	27315	03321
2414V002	27315	05288	25N20201	27315	03325
		05974	2SN2020LF1	27315	03322
2414V017	27315	05299	25N2020D2	27315	03326
		05307	25N203	27315	04245
		05975	25N203F1	27315	04243
2414017	27315	05287	25N206	27315	04248
2416V001	27315	00A14	25N206F1	27315	04246
2416V020	27315	00381	25N244	27315	03316
2417V017	27315	02791	25N234F1	27315	03314
2619V001	27315	0608	2SN241	27315	05524
2619V004	27315	05230	25N243	27315	04978
2619V008	27315	03667	25N243F1	27315	04976
2419V010	27315	03666	2SNZ51F1	27315	05522
2419V014	27315	05229	2SN280	27315	055B7
2419V035	27315	03334	25P263	27315	05184
		04192	25P599	27315	05027
2419V037	27315	03335	25P605	27315	05551
		06090	25P629	23315	05003
2419V038	27315	05290	25P630	27315	05028
		05309	25P733	27315	05499
		06087	25P734	27315	05004
2419V042	27315	06089	25P794	27315	04309
2419V044	27315	06001	25P795	27315	04311
2419V046	27315	05301	25P811	27315	05952
2419V047	27315	05291			05958
2419V049	27315	05302	25T1770	27315	04749
2419V052	27315	06086	257617	27315	04972
2619V056	27315	05292	257T90	27315	05981
		05310	25T691	27315	05962
2419V134	27315	00431	2ST692	27315	05983
2421V005	27315	03211	25T768	27315	04746
2422V001	27315	03760	25T769	27315	04748
2423V001	27315	03761	2ST771	27315	04747
		03781	25T820D12	27315	05471
		03806	25T828D10	27315	04981
		05409	25Z102D15	27315	04325
		05586	25Z111D17	27315	05219
		06039	25Z113D8	27315	04977
2423V003	27315	04903	25Z259D114	27315	03186
2423V005	27315	03212	25Z261D5	27315	05484
2423V008	27315	05143	25Z449D3	27315	04850
2424V003	27315	02790	22Z539D10	27315	04982
2440V005	27315	03552	25010	69923	00936
2440V020	27315	03551	2506V152	27315	04277

**SECTION IV INDEX FEDERAL STOCK NUMBER AND REFERENCE NUMBER  
CROSS- REFERENCE TO INDEX NUMBER**

<u>REFERENCE NO.</u>	<u>MFG. CODE</u>	<u>INDEX NO.</u>	<u>REFERENCE NO.</u>	<u>MFG. CODE</u>	<u>INDEX NO.</u>
2506V159	27315	04278	27P810	27315	03486
25072	89923	00998	27P61 1	27315	03464
2510	79396	00365	27P819	27315	0344
25110	89920	03006	27P620	2731 5	03458
2513V121	27315	05641	27P621	27315	03460
		05647	27T1139	27315	03413
		05717	27T1115	27315	03488
		05748	27T1629F1	27315	03437
25155	69923	00471	27T1945	27315	03459
25157	89923	00453	27T629	27315	03438
2517V296	27315	03405	27T686	27315	03504
		03425	27T715	27315	03469
2517V298	27316	03471	27T716	27315	03470
		03490			03489
25179	89923	00135	27T789	27315	03466
25228	89923	00942	27T761	27315	03384
2523V005	27315	05142	27T874	27315	03467
25450	89923	00007	27T875	27315	03468
25574	89923	01089	27T934	27315	03443
25645	89923	00444	27T94 3	27315	03472
25695	89923	01083	27T944	27315	03505
25751	89923	01155	27T949	27315	03383
25752	89923	01086	27T954	27315	03398
25755	89923	00934	27T958	27315	03450
25852	89923	02864	27T963	27315	03447
25879	89923	01067	27T989	27315	03503
26Z479D18	27315	04900	27Z100	27315	03499
2611SC	13445	02933	27Z101	27315	03510
2612V019	27315	04735	27Z97	27315	03517
2615V015	27315	04300	27Z98	27315	0350d
2615V016	27315	04736	27Z99	27315	03514
26827	89923	00091	27543	89923	00314
		00615	2794A	11083	01885
		00937	28-100J1142	27315	03638
27J190	27315	03474	280A154	72452	03209
27J191	27315	03482	280A602	72452	03235
27J193	27315	03454	280A802	72452	03194
27J323	27315	03381	280A806	72452	03192
27N1078	27315	02807	280A807	72452	03193
27N1078F1	27315	02796	280A808	72542	03190
27N1079	27315	03453	280A905	72452	03213
27N1170	27315	03465	280B201	72452	03196
27N1071	27315	03442	280B202	72452	03197
27N1172	27315	03492	280B203	72452	03195
27N1173	27315	03427	280B301	72452	03233
27N1174	27315	034b4	280B302	72452	03234
27N1175	27315	03442	280B303	72452	03232
27N490	27315	03456	280B601	72452	03220
27N503	27315	03483	280B803	72452	03217
27N508	27315	03462	280B804	72452	03216
27N509	27315	03473	280B805	72452	03215
27N512	27315	03433	280B904	72452	04061
27N801	27315	03491	280D153	72452	03210
27N955	27315	03487	280D801	72452	03191
27N956	27315	03409	280D151	72452	03198
27N956F1	27315	03407	280D152	72452	03188
27N957	27315	03509	280F102	72452	03214
27N958	27315	03501	29-100J1142	27315	03634
27N959	27315	03462	29E064	72962	02773
27N961	27315	03423	29N285	27315	06183
27N962	27315	03403	29N285F1	27315	06181
27N963	27315	03461	29N330	27315	04389
27N964	27315	03485	29N348	27315	05434
27P8041	27315	03530	29P1112	27315	05633
27P1339	27315	03506	29P1129	27315	05868
27P1340	27315	03515			05869
27P1341	27315	03512	29P1157	27315	05673
27P1342	27315	03498	29P1157F1	27315	05617
27P1343	27315	03436	29P917	27315	05634
27P1344	27315	03434	9P922	27315	03915
27P1520	27315	03385	29T1172	27315	05980
27P1843F1	27315	02269	29T1199	27315	04263
27P439	27315	03397	29T1460	27315	05987
27P439F	27315	03395	29T1462	27315	05972
27P779	27315	03479	29T1506	27315	05730
27P781	27315	03455	29T1560	27315	04906
		03475	29T1642	27315	07850
27P789	27315	03457	29T1656	27315	05635
27P800	27315	03435	29T1663	27315	05501
27P804	27315	03480	29T1709	27315	05871
27P805	27315	03481	29T1744	27315	04984
27P809	27315	03485	29T1777	27315	05395



**SECTION IV INDEX FEDERAL STOCK NUMBER AND REFERENCE NUMBER  
CROSS- REFERENCE TO INDEX NUMBER**

<u>REFERENCE NO.</u>	<u>MFG. CODE</u>	<u>INDEX NO.</u>	<u>REFERENCE NO.</u>	<u>MFG. CODE</u>	<u>INDEX NO.</u>
29T919	27315	05685	3B8489	11083	02413
29WP511ACM	96193	02972	3B8995	11083	01750
291K	72113	04560	3D2023	11083	02076
3-0-1-2	03743	03018	3D2871	11083	02287
3-100J1142	27315	03718	3D9398	11083	01753
3-14T446	27315	05543	3F1417	11083	02308
3-27P819	27315	03448	3F2617	11083	02583
		03449	3F3132	11083	02683
3-914PH	27315	03109	3F3711	11083	02498
3B1915	11083	01710	3F379	11083	02611
		02353	3F6808	11083	01465
		02512	3F9556	11083	02494
3B4501	11083	02245	3H1489	11083	01957
		02314	3H240	11083	02491
		02651	3H2796	11083	02146
3B4504	11083	02092	3H3378	11083	01776
		02154	3H3385	11083	01381
		02251			01700
		02450	3H3497	11083	01777
		02541	3H3680	11083	02634
3B4505	11083	01648	3H3681	11083	02635
		01827	3H3697	11083	02594
		01829	3H4970	11083	01415
		01879			01881
		02055	3H6623	11083	01994
		02153	3H7928	11083	02403
		02165	3H976	11083	01416
		02311			01983
		02392	3J5390	11083	02351
3B4506	11083	02451	3L1850	11083	01518
		01491			01520
		01492			01685
		01493	3L2866	11083	02299
		01530	3L3380	11083	02553
		01572	3L4282	11083	02464
		01649	3L5919	11083	02150
		01650	3L5923	11083	02117
		01714	3L5924	11083	02147
		01715	3L5929	11083	02142
		01823	3L5932	11083	02109
		01824	3L5933	11083	02143
		01825	3L5934	11083	02144
		01826	3L5935	11083	02155
		01828	3L5984	11083	02149
		01830	3L5985	11083	02139
		01938	3L5986	11083	01368
		01967			02123
		01968	3L5987	11083	02137
		01989	3L5988	11083	02122
		02056	3L6655	11083	02656
		02091	3L7055	11083	02167
		02202	3L8008	11083	02698
		02244	3L9689	11083	02517
		02250	30H1593D2	27315	05904
		02313	3R6103	11083	01329
		02361	3R6492	11083	02417
		02362	3S1427	11083	02006
		02363	3S1850	11083	01464
		02391	3S2398	11083	02562
		02453	3S4006	11083	01999
		02454	3S4008	11083	01996
		02519	3S4026	11083	01581
		02540	3S4027	11083	01583
3B4508	11083	01555	3S4029	11083	01580
		01573	3S4182	11083	01964
		01937	3S4255	11083	02029
		02312	3S4450	11083	01991
		02389	3S461	11083	01631
		02650	3S5853	11083	01998
		02655	3S5854	11083	01997
3B4510	11083	01441	3S8301	11083	01947
		02452	3S9730	11083	01543
3B4512	11083	01556	359735	11083	01916
3B4607	11083	01742	359757	11083	01962
3B4615	11083	01792	30-100J1142	27315	03642
		02424	30FK1216	56878	00933
3B551	11083	02286	30Z1D3	27315	06218
3B623	11083	01514	30Z29	27315	04501
3B6553	11083	01951	30Z30D2	27315	04498
3B6555	11083	02332	30Z31D2	27315	04499
3B817	11083	01560	30Z31D4	27315	04500
3B8488	11083	02414	301-4	84760	00659

**SECTION IV INDEX FEDERAL STOCK NUMBER AND REFERENCE NUMBER  
CROSS- REFERENCE TO INDEX NUMBER**

<u>REFERENCE NO.</u>	<u>MFG. CODE</u>	<u>INDEX NO.</u>	<u>REFERENCE NO.</u>	<u>MFG. CODE</u>	<u>INDEX NO.</u>
301-4A	84760	00658	3612V011	27315	06027
302	84760	00610	3612V014	27315	05857
302846	86403	05346	3612V015	27315	05855
30393	89923	00133	3612V017	27315	05908
304-2	84760	00696	3612V019	27315	04295
30411	89923	00490			04298
305-1	84760	00666	3612V021	27315	04294
30H515C1	27315	05175	3612V023	27315	05943
30SH161C	27315	05267	3615V01	27315	05410
306	84760	00626	3615V007	27315	03889
307	84760	00608	3615V01	27315	03247
308-1	84760	00628			05248
309-1	84760	00631	3615V010	27315	05357
310	48760	00900			05397
	84760	00627	3615V011	27315	00114
311	84760	00618			02739
		00930			02781
31158	89923	00134			02817
313	24455	02935			02817
313-2	84760	00617			03245
318H310	27315	04017			03282
319-2	84760	00660			03836
32	71177	02844			04048
32H94	27315	04087			04466
		04169			04495
		04522			04656
32N42C1	27315	03598			47636
32PH	27315	03600			04737
32T138	27315	03259			05067
32T1435	27315	03106			05147
32T174	27315	03406			05363
		03426			05366
32T192	27315	04312			05375
32T245	27315	04890			05535
32T281	27315	05668			05630
32U46	27315	03593			05949
32U50	27315	0361			06040
320H684D9	27315	04453	3615V012	27315	03747
32099	77220	00280	3615V013	27315	00112
3224X2	79470	00975			00345
33B4508	11108	00264			02816
33N170	27315	04506			02982
33N170F1	27135	04505			03349
33N171	27315	04511			03369
33N171F1	27315	04510			03743
330130001-029	27315	05416			03746
330130001018	27315	05417			04142
3311A	11083	01541			04158
3322A	11083	01558			04265
		01896			04482
33457	89110	02975			04490
		03038			04710
		03144			04787
33788A	11083	01488			04836
34	71177	04014			04846
340825	68992	*0629			05066
35L7648	11083	01489			05097
3515V011	27315	05373			05102
35298	81321	00495			05249
36Z219	27315	03599			05352
361AV013	27315	05629			05360
3611V005	27315	04409			05362
3611V011	27315	06214			05371
3612V001	27315	05443			05372
3612V002	27315	02801			05534
3612V004	27315	04959			05701
3612V005	27315	05862			05887
3612V006	27315	05854			05907
		06213			06208
3612V008	27315	05350	3615V014	27315	05092
		05532	3615V015	27315	03441
3612V009	27315	04138			03835
		04296			04083
		04706			04120
		04707			04185
		05063			04254
		05355			04266
		05856			04299
		06172			04301
3612V010	27315	04715			04302
		05367			04378
3612V011	27315	04297			04867

**SECTION IV INDEX FEDERAL STOCK NUMBER AND REFERENCE NUMBER  
CROSS- REFERENCE TO INDEX NUMBER**

<u>REFERENCE NO.</u>	<u>MFG. CODE</u>	<u>INDEX NO.</u>	<u>REFERENCE NO.</u>	<u>MFG. CODE</u>	<u>INDEX NO.</u>
3615V015	27315	04521	3616V009	27315	03745
		04709			03911
		04711			04045
		04712			04046
		04713			04047
		04714			04049
		04723			04411
		04812			04945
		04837			04952
		04880			05358
		05068			05359
		05361			05368
		05369			05374
		05377			05530
		05481			05579
		05536			05664
		05847			05728
		05859			05758
		05888			05861
		05950			05863
		05961	3616V013	27315	04050
		06124	3616V015	27315	04494
		06130			05547
		06135	3651V013	27315	05517
		06140	37Z48	27315	06247
		06145	3715V013	27315	05860
		06150	3715V015	27315	06006
		06155	3715015	27315	00113
3615V016	27315	03344	37524-12	73957	00210
		04493	38273	16764	01253
		04811	4-100J1142	27315	03733
		05069	4A9933	11083	01546
		05364	4BX12A	79470	00368
		05365	4BXU	79470	00367
		05376	4B1221	11083	02614
3615V017	27315	05955	4B1243	11083	01813
		04084	4B1297	11083	02303
		04336	4B1311	11083	02595
		04492	4B1319	11083	02236
		04838	4B2043	11083	02242
		05964	4B2051	11083	02473
		06007	4B3140	11083	01507
3615V018	27315	04786	4B3938	11083	01482
		05326	4B4098	11083	02428
3615V019	27315	04810	4B418	11083	02658
		04839	4B4273	11083	02200
		05998	4B4276	11083	02249
3615V105	27315	03271			02539
3615V113	27315	04847	464277	11083	01988
3615016	27315	05628	404278	11083	01850
3616V004	27315	00992			02307
3616V005	27315	02730			02516
		02989	4B4280	11083	02449
		03832	4B4845	11083	01570
		04412			01744
		05853	484910	11083	01642
63477		03885	485166	11083	01506
3616V007	27315	02808	405271	11083	02448
		02857			02515
		02985	485387	11083	01481
		03102	486029	11083	02659
		03180	486074	11083	01587
		03526	489365	11083	02680
		03567	489388	11083	02531
		03606	489782	11083	01657
		04410	4F1392	11083	02432
		06207	4F3492	11083	01550
3616V008	27315	02825	4F3956	11083	01342
		02856			01772
		03391	4F443	11083	01590
		03402			01592
		03432	4F4585	11083	01516
		03741			02128
		05370	4F4879	11083	01594
3616V009	27315	02858			01667
		02986			01833
		03039			02408
		03043	4F7957	11083	02402
		03348	4F9325	11083	01398
		03392			01490
		03497			01713
		03540	4H1723	11083	01949

**SECTION IV INDEX FEDERAL STOCK NUMBER AND REFERENCE NUMBER  
CROSS- REFERENCE TO INDEX NUMBER**

<u>REFERENCE NO.</u>	<u>MFG. CODE</u>	<u>INDEX NO.</u>	<u>REFERENCE NO.</u>	<u>MFG. CODE</u>	<u>INDEX NO.</u>
4H1966	11083	02058	4L6821	11083	02426
		02178	4L6823	11083	02441
		02209	4L6942	11083	01391
		02275			02372
4H2494	11083	01428	4L7048	11083	02145
		02060	4L7049	11083	02133
		02070	4L7052	11083	02151
		02073	4L7054	11083	02163
		02177	4L7233	11083	02125
		02180	4L7605	11083	02395
		02208	4L7606	11083	02394
		02211	4L7615	11083	02359
		02277	4L7863	11083	02334
4H2495	11083	02059	4L7864	11083	02333
		02069	4L7886	11083	01469
		02072	4L7893	11083	01436
		02176	4L8080	11083	02694
		02179	4L8002	11083	02693
		02207	4L8084	11083	02688
		02210	4L8086	11083	02689
		02276			02691
4H2497	11083	02102	4L8087	11083	02690
		02105	4L8088	11083	02686
4H3119	11083	01712	4L8089	11086	02685
4H8310	11083	022S8	4L809U	11083	01426
4H8380	11083	02135			02356
4H945	11083	02068	4L8190	11083	01727
		02071	4L8231	11083	01343
		02175			01717
4H9541	11083	01367	4L8337	11083	01423
		01726			02045
4H9545	11083	02206	4L8395	11083	02695
4H9981	11083	01821	4L9140	11083	01680
		01822	4L9852	11083	01978
		03295	4L9891	11083	01336
4J21	27315	03293			01979
4J21F1	27315	03343	4L9907	11083	01669
4J31	27315	05325	4L9970	11083	02112
4J34	27315	05321	4L9971	11083	02148
4J34F1	27315	01433	4M1474	11083	01922
4L1227	11083	01815	4M1812	11083	02621
4L1237	11083	01677	4M1813	11083	02622
4L1238	11083	02341	4M1814	11083	02625
4L1245	11083	02370	4M1815	11083	02630
		02127	4H1816	11083	02631
4L1247	11083	01848	4M1827	11083	02608
4L1263	11083	01678	4M1828	11083	02607
4L1265	11083	01721	4M1829	11083	02551
4L1267	11083	02380	4M1830	11083	02581
4L1268	11083	01340	4M1831	11083	02604
4L1269	11083	02368	4M1832	11083	02567
		01365	4M1833	11083	02615
4L1287	11083	01720	4M1834	11083	02636
		02388	4M1835	11083	02638
4L1893	11083	02298	4M1836	11083	02633
4L2023	11083	02386	4M1837	11083	02632
4L2067	11083	02077	4M1839	11083	02654
4L2120	11083	02078	4M1840	11083	02578
4L2121	11083	02079	4M1841	11083	02555
4L2122	11083	02080	4M1842	11083	02603
4L2123	11083	02081	4M1843	11083	02566
4L2124	11083	02082	4M1844	11083	02561
4L2128	11083	01360	4M1845	11083	02552
4L2167	11083	01740	4M1846	11083	02586
4L2172	11083	02345	4M1847	11083	02554
4L2276	11083	01551	4M1848	11083	02577
4L2277	11083	01348	4M1849	11083	02579
4L2284	11083	02339	4M1850	11083	02569
		02645	4M1851	11083	02565
4L2729	11083	02291	4M1853	11083	02580
4L2890	11083	01438	4M1854	11083	02616
4L2921	11083	01437	4M1855	11083	02606
4L2922	11083	02304	4M1857	11083	02556
4L2924	11083	02283	4M1868	11083	02548
4L2944	11083	02141	4M189	11083	02601
4L3268	11083	01728	4M1890	11083	02605
4L3363	11083	01566	4M1891	11083	02590
4L3814	11083	02496	4M1896	11083	02575
4L572	11083	01670	4M1898	11083	02557
4L5824	11083	01847	4M190	11083	02612
4L5842	11083	01846	4M199	11083	01466
4L5844	11083	02108	4M2250	11083	01339
4L6480	11083				

**SECTION IV INDEX FEDERAL STOCK NUMBER AND REFERENCE NUMBER  
CROSS- REFERENCE TO INDEX NUMBER**

<u>REFERENCE NO.</u>	<u>MFG. CODE</u>	<u>INDEX NO.</u>	<u>REFERENCE NO.</u>	<u>MFG. CODE</u>	<u>INDEX NO.</u>
4M2250	11083	01471	89923	00793	00976
4M2743	11083	01731			00813
4M2800	11083	02640			00819
4M2956	11083	01370	40290	89923	00796
		01497			00797
4M2962	11083	01364	40299	89923	00798
		01495	403	84760	00729
		01723	40301L	89923	00868
402963	11083	01743	40302	89923	00870
442969	11083	01363	40303	89923	00867
		01496	40304	89923	00871
		01724	40305	89923	00828
4M3217	11083	02628	40306	89923	00622
4M3314	11083	02623	40307	89923	00823
4M380	11083	01629	40308	89923	00800
		01872	40309	89923	00827
4M411	11083	01899	40310	89923	00809
4M4266	11083	01591	403L	89923	00865
4M4419	11083	01615	40312	89923	00788
4M4618	11083	02415	4033	89923	00787
4M5274	11083	02629	404-L11-1	84760	00723
4M6480	11083	01338	405	84760	00613
		01470	40552	89923	00799
4M6819	11083	02162	406	84760	00678
4M6990	11083	02010	407-2	84760	00725
4M80L2	11083	02004	407616	98739	02967
4M8013	11083	02014	40763	89923	00390
4M8070	11083	01479	40764	89923	00388
4M83	11083	01564	40766	89923	00389
4M109	27315	05328	408	84760	0068S
4M164	27315	03342	40887	89923	01108
4M212	27315	04264	40888	89923	01105
4P273CL	27315	06179	40889	89923	01115
4P478	27315	04285	404980	89923	00638
4P479	27315	04284			00671
4P479F1	27315	04282	41X4	79470	02813
P482	27315	05329	4X6	79470	02810
4SN125-144	97562	02833	410-5	84760	00705
4SN252-118	97562	02743	41016		01104
4S1897	11083	02560	41048	89923	00645
4S5465	11083	01966			00708
4S6413	11083	01389	41055	89923	00702
4S6526	11083	02196	41090	89923	00707
4S6574	11083	02184	411	84760	00686
4S7824	11083	02212	411-34	43766	03408
4S8385	11083	02088	41138	89923	00913
4S8729	11083	01425	41139	89923	00914
		01637	41140	89923	00915
4S8784	11083	02264	41141	89923	00916
		02530	41142	89923	00917
4S8893	11083	01709	41143	89923	0091L8
40036	89923	01107	411L145	89923	00825
40037	89923	01106	41146	89923	00804
40043	89923	01121	41149	89923	00824
40045	89923	01109	41153	89923	01114
40046	89923	01119	41154	89923	00815
40047	89923	01110			00820
40050	89923	01118	41155	89923	00791
40051	89923	01117			00811
40063	89923	06301			00817
40064	89923	06297	41156	89923	00803
40065	89923	06294	41157	89923	00795
40094	89923	00829	41159	89923	00794
		01112	41164	89923	06313
402-1	84760	00681	41166	89923	06314
402-2AC	84760	00679	41287	89923	00701
40281	89923	00872	41398	89923	00052
40282	89923	00874	41416	89923	00117
40283	89923	00873	41660	89923	06295
40286	89923	00801	41692	89923	06306
40287	89923	00802	41825	89923	01287
40288	89923	00805	41826	89923	01288
40289	89923	00806	41827	89923	01289
40290	89923	00807	41828	89923	01292
40291	89923	00808	41845	89923	00860
40292	89923	00790	41846	89923	00037
40293	89923	00816	41169	89923	00279
40294	89923	00810	41970	89923	00270
40295	89923	00792	41972	89923	00641
		00812	41993	89923	00097
		00818			00194
40296	89923	00814	42001	89923	01111

**SECTION IV INDEX FEDERAL STOCK NUMBER AND REFERENCE NUMBER  
CROSS- REFERENCE TO INDEX NUMBER**

<u>REFERENCE NO.</u>	<u>MFG. CODE</u>	<u>INDEX NO.</u>	<u>REFERENCE NO.</u>	<u>MFG. CODE</u>	<u>INDEX NO.</u>
42622	89923	00008	49X6	79470	00976
		00008	4909	99232	00087
43X6	79470	02815	5-14N703	27315	04967
4380009	09367	00580	5-910N285	27315	05516
4380194	09367	00584	58333	11083	02086
4380197	09367	00581	583390	11083	02419
4380198	09367	00588	583718	11083	01420
44A1010	27115	04188			01891
44T4	27315	03554	585821	11083	01756
44T5	27315	03553	587376	11083	01651
44ZQ14D5	27315	03611	587890	11083	01842
44Z1D10	27315	02745			01844
		02746	5F1678	11083	01394
		03260			01814
		03273	5F4899	11083	02278
		04072	5F8651	11083	02377
		04100	5H1351	11083	02136
		04104	5H2671	11083	01547
		04160	5H2870	11083	01549
		04161	5H340	27315	04167
		04996			04762
		04888	5H396	27315	05821
44Z1D37	27315	03612			05825
44Z15	27315	05510	5H6467	11083	02596
44Z20204	27315	06009	5H7071	11083	01508
44Z20806	27315	06009	5H7225	11083	01890
44Z21405	27315	03544	5H7230	11083	02447
		06010	5H7704	11083	01378
		06048			01982
44Z215D7	27315	03658			05010
44Z221D5	27315	03750	5H857	27315	05013
44Z250D2	27315	03679			01388
44Z253D3	27315	03683	5H9456	11083	01476
44Z4D1	27315	03550			01977
44Z549	27315	05178	5L1007	11083	02130
44Z64	27315	03796	5L1171	11083	02439
44Z35705	27315	03894	5L1313	11083	02385
45Z186	27315	05136	5L1477	11083	01612
45Z96	27315	03659	5L1573	11083	01613
450X5	79470	00768	5L1574	11083	01845
4510	99231	00589	5L1648	11083	01733
4511212	09367	00586	5L1863	11083	02427
4511213	09367	00587	5L2219	11083	02445
4511214	09367	00582	5L2221	11083	02520
4511215	09367	00590	5L2320	11083	01673
4511216	09367	00585	5L2547	11083	01374
4511217	09367	01181	5L2670	11083	02343
453281	16764	01306			01561
453281	16764	01170			01562
453284	16764	01297	5L2750	11083	01571
453285	16764	01298	5L2751	11083	02425
		01299	5L2908	11083	02411
453287	16764	01299	5L2999	11083	02535
453292	16764	01182	5L3011	11083	02468
453293	16764	01307	5L3274	11083	02484
453296	16764	01190	5L3274	11083	02469
453298	16764	01313	5L4203	11083	02465
		01314	5L4272	11083	02478
453299	16764	01315	5L4273	11083	02463
453307	16764	01183	5L4274	11083	02487
453308	16764	01213	5L4276	11083	02490
453324	16764	01172	5L4277	11083	02460
453474	16764	L0191	5L4279	11083	02471
453479	16764	01305	5L4280	11083	02461
453661	16764	01180	5L4283	11083	02485
453708	16764	01192	5L4284	11083	02474
453894	16764	01277	5L4285	11083	01817
454337	16764	01179	5L4286	11083	01330
46Z91D23	27315	05030	5L4426	11083	02398
465F	30327	00510	5L4526	11083	02120
47-1J1621	27315	02995	5L1454	11083	01334
4739-4	00624	00905	5L4660	11083	02442
48-100J1621	27315	02999	5L4686	11083	02443
48UZ	27315	03527	5L5134	11083	02416
48U2	27315	03519	5L5316	11083	01976
48XX6	79470	00126	5L5317	11083	02479
48X4	79470	00598	5L5319	11083	02119
48X4A	79470	02784	5L5344	11083	02310
48X6	79470	02785	5L5489	11083	02672
48X8	79470	00850	5L5624	11083	02357
48Z5	27315	03525	5L5840	11083	02335
48Z6	27315	03521	5L5845	11083	
48Z8	27315	03523	5L5935	11083	
49TE126	72962	01141	5L5938	11083	

**SECTION IV INDEX FEDERAL STOCK NUMBER AND REFERENCE NUMBER  
CROSS- REFERENCE TO INDEX NUMBER**

<u>REFERENCE NO.</u>	<u>MFG. CODE</u>	<u>INDEX NO.</u>	<u>REFERENCE NO.</u>	<u>MFG. CODE</u>	<u>INDEX NO.</u>
5L5940	11083	02330	5M7539	11083	01608
5L6110	11083	02444	5M7590	11083	01412
5L1468	11083	02457	5M954	11083	01352
5L6483	11083	02477			02181
5L6484	11083	02476	5M9729	11083	01605
5L6485	11083	02462	5N200D2F1	73152	03318
5L6490	11083	02481	5N202D2F1	73152	03323
5L7442	11083	02677	5S1105	11083	01523
5L7450	11083	02676	5S1826	11083	01505
5L7464	11083	01346	5S1884	11083	01501
		02338	5S4048	11083	01331
5L7466	11083	01405	5S4050	11083	01494
		02290	5S44049	11083	01402
5L7467	11083	02288	5S4507	11083	01504
5L7468	11083	02328	5S484	11083	01705
5L7493	11083	01404	5S6692	11083	01353
		02289			01952
5L7569	11083	02138			02182
5L7624	11083	02051	5S6694	11083	01965
5L7631	11083	01834	5S6696	11083	01944
5L7632	11083	02050	5S731	11083	02367
5L7634	11083	01835	5T11211	27315	05672
5L7686	11083	01970			05807
5L7737	11083	01419			05810
		02349			05813
5L7757	11083	01681			05817
5L7775	11083	02681	5T116	27315	04485
5L7812	11083	02111			05881
5L7819	11083	01360			05939
		02340	57T117	27315	04647
5L7874	11083	01985	5T11776	27315	04702
5L7875	11083	01971	5T1212	27315	04460
5L7876	11083	01987	5T1216	27315	05671
5L7888	11083	02360	5T1217F1	27315	03973
5L8412	11083	02470	5T122FC1	27315	04283
5L8466	11083	01984	5T1226	27315	06072
5L8467	11083	01995			06075
5L8468	11083	02047			06078
5L8475	11083	01972			06081
5L8484	11083	01836	5T1232	27315	04757
5L8854	11083	02048	5T120	27315	04347
5L8855	11083	02049	5T1286	27315	04868
5L8856	11083	02028	5T1316	27315	03263
5L8974	11083	01874	5T1324	27315	05968
5L9250	11083	01818	5T1327	27315	03294
5L9261	11083	02505	5T1333C1	27315	03258
5L9293	11083	01819	5T1386	27315	06182
5L9363	11083	02246	5T1449	27315	04145
5L9463	11083	02052	571538	27315	06013
5L9786	11083	02204	5T1564	27315	06059
5L9837	11083	02329	57T1565	27315	06058
5L9896	11086	02696	5T1566G1	27315	04592
5M1032	11083	01900	5T1567	27315	04763
5M1903	11083	01463	5T1568F1	27315	04598
5M2667	11083	01430	5T1577	27315	06029
		01529	5T1579	27315	03324
5M3307	11083	01480	571582	27315	06011
5M3310	11083	01454	5T1584	27315	06015
5M4076	11083	01732	5T1585	27315	03949
5M472	11083	02096			03953
		02170			03967
5M476	11083	02173			03971
5M5999	11083	01361			03997
		01699			04000
5M6038	11083	01377	5T159	27315	04437
5M6039	11083	01407	5T1596	27315	04804
		01535			04832
5M6213	11083	01483	5T1610	27315	04324
		01517	5T1619	27315	04877
		01745	5T1633	27315	04512
		01870	5T1642	27315	05270
		01960	5T1667	27315	05683
		02296	5T1681	27315	05802
5M6214	11083	01484			05820
		01521			05824
		01871	5T1682	27315	03918
		01915			03959
		01961			03964
		02188			03974
5M6560	11083	01785			03976
5M7466	11083	01640			03978
5M7539	11083	01410			03982

**SECTION IV INDEX FEDERAL STOCK NUMBER AND REFERENCE NUMBER  
CROSS- REFERENCE TO INDEX NUMBER**

<u>REFERENCE NO.</u>	<u>MFG. CODE</u>	<u>INDEX NO.</u>	<u>REFERENCE NO.</u>	<u>MFG. CODE</u>	<u>INDEX NO.</u>
5T1693	27315	03315	508-3	84760	00712
5717	27315	02752	5100-37	89462	04398
		04853	5100-93	89462	00693
		05104	511-3	84760	00673
		05107	512905	11083	01564
		05666	519	84760	00694
		05682	52TB054	72962	00604
		05687	52X44	27315	03561
		06018	5291593	77060	02966
		06069	5291598	77060	02923
		06111	53X2270	73680	03231
		06126	53111W	43334	03185
5T1717	27315	03319	55T1783	32731	50552
571726	27315	01468	55069	76680	05215
5T1732	27315	04066	55365	76680	05040
5T1770	27315	04663	5655	19220	03416
		04675	5662-0	19220	03417
5T1772	27315	04533	5696	19220	03410
5T1774	27315	04507	59-100J1621	27315	02997
		04513	59R5011-125-0265	72962	00680
5T1776	27315	04537	5912	88145	03547
5T1799	27315	05110	5939055	73331	03060
571809	27315	04759	5939056	73331	03059
5T1829	27315	04155	594	53591	00532
5T1910	27315	04761			01123
57T911	27315	04758	5944311	73331	03062
5T1917	27315	04926	5944312	73331	03063
571919	27315	05624	5944662	73311	03061
571920C1	27315	05593	5949701	73331	03058
5T1928	27315	04097	597129	86403	05340
571929	27315	04113	6-100J1142	27315	03737
5T1958	27315	04760	6-1370F1	27315	06125
5T1986	27315	04580	6-934C1	27315	03957
		04703	6-979C1	27315	03962
5T1990	27315	04508	6B2500	11083	02265
		04514			02668
5T2108	27315	05503	6B2501	11083	02669
5T2110	27315	06052	6B551	11083	01748
572118	27315	05423	6B6224	11083	01510
5T2119	27315	04271	6B6226	11083	01418
5T2120	27315	04273			01537
572121	27315	04272	6B806	11083	01703
5T2124	27315	05935	6B863	11083	01440
5T2174	27315	04594	6B924	11083	02376
5T2308	27315	04534			02397
5T2309	27315	04660	66933	11083	02513
		04680	6F1069	11083	01424
5T2329	27315	04668			01893
5T2356	27315	04538	6F4855	11083	01414
5T2369	27315	04163			02294
5T2370	27315	04096	6F6204	11083	02160
5T2373	27315	04765	6F6673	11083	01392
5T2374	27315	04764			02355
5T302	27315	04080	6F7047	11083	02248
5T4	27315	03276	6F7172	11083	01780
5T404C1	27315	04244	6F8007	11083	01691
		04247	6F8125	11083	02495
5T493	27315	04573	6F8868	11083	02064
5T719	27315	04509	6H1717	11083	02279
57782	27315	04231	6H3622	11083	02550
5T788	27315	04469	6H406	11083	01730
5T813	27315	05032	6H8778	11083	01345
		06120			01719
5T847	27315	05709	6H9949	11083	01355
		05763			01953
		05766	6L1937	11083	02053
5T917	27315	04375	6L2105	11083	01408
5T919	27315	04671			01837
		04673	6L2224	11083	02480
5000-118	89462	04399	6L2672	11083	01375
5000-206	79136	01143			02371
501-8	84760	00736	6L2673	11083	02383
502-6A	84760	00621	6L2674	11083	02382
603-2	84760	00622	6L2762	11083	02131
504-2	84760	00675	6L3052	11083	02046
504A	98738	02939	6L3149	11083	02430
505	89923	00741	613151	11083	02429
505A	98738	02932	6L3154	11083	02285
505C	98738	02930	6L3199	11083	02410
5058	98736	02931	6L3200	11083	02412
506A	57733	02979	6L3201	11083	02438
507J	98738	02977	6L3334	11083	02348



## SECTION IV

INDEX FEDERAL STOCK NUMBER AND REFERENCE NUMBER  
CROSS- REFERENCE-INDEXES

<u>REFERENCE NO.</u>	<u>MFG. CODE</u>	<u>INDEX NO.</u>	<u>REFERENCE NO.</u>	<u>MFG. CODE</u>	<u>INDEX NO.</u>
6L3346	11083	01950	6P880D151	27315	05016
6L3351	11083	01676	6P880D2F1	27315	05809
6L3473	11083	01749	6P880S2	27315	05811
6L3403	11083	02506	6P889C1	27315	03972
6L3484	11083	02614	6P889C1F1	27315	03969
6L3507	11083	02381	6P934C1F1	27315	03955
6L3661	11083	02'499	6P955C1	27315	03968
6L3942	11083	01734	6P955C1F1	27315	03965
6L4153	11083	02475	6P962	27315	06156
6L4345	11083	01839	6P979C1F1	27315	03960
614407	11083	02252	6P983C1	23315	03950
6L4408	11083	02257		27315	03954
6L4468	1083	02467	6P983C1F1	27315	03947
6L4772	11083	02684			03951
6L5432	11083	02247	6P985D1	27315	06079
6L5607	11083	02350	6P985D1F1	27315	06077
6L5657	11083	02536	6P985D2	27315	06076
6L5745	11083	02358	6P985D2F1	27315	06074
6L5796	11083	02305	6P986D1	27315	06082
6L5903	11083	02331	6P986D1F1	27315	06080
6L5944	11083	02346	6P986D2	27315	06073
6L6208	11083	01803	6P986D2F1	27315	06071
6L7409	11083	02375	6P987	27315	02834
6L1784	11083	02384	6P991D2F1	27315	05109
6L7980	11083	01729	6P991D1	27315	05111
6L8562	11083	01840	6P991D1F1	27315	05113
6L8991	11083	02284	6P991D2	27315	05112
6N92	27315	05433	6S924	11083	02458
6P1034D1	27315	05011	671009	27315	06173
6P1034D1F1	27315	05009	671009D1	27315	06137
6P1034D2	27315	05014	6T1009D1F1	27315	06136
6P1034D2F1	27315	05012	6T1009D2	27315	06132
6P1109	27315	06152	6T1009D2F1	27315	06131
6P1109F1	27315	06151	6T1013	27315	04987
6P111F1	27315	06116	6T1064	27315	05432
6P1111	27315	06117	671065	27315	05427
6P1114	27315	05684	6T1066	27315	05425
6P1114F1	27315	05681	6T1067	27315	05426
6P1117	27315	05108	6T1069	27315	05411
6P1117F1	27315	05106	6T1116	27315	05768
6P1122D1	27315	05814	6T1174	27315	03936
6P1122D1F1	27315	05812	6T1202F1	27315	03958
6P1122D2FL	27315	05806			03963
6P1148	27315	04189	6T1203	27315	03937
6P1148F1	27315	04186			03938
6P1150	27315	05424	6T1226	27315	03935
6P1150F1	27315	05422			03939
6P1199	27315	04392	671228	27315	02835
6P1199F1	27315	04391	67T347	27315	06085
6P1217	27315	05146	671349	27315	06083
6P122D2	27315	05808	6T1350	27315	05412
6P1267	27315	05852	6T1351D1	27315	05679
6P1296	27315	05889	6T1351D2	27315	05678
6P1338	27315	04306	6T1387	27315	06084
6P1376	27315	06127	6T1408	27315	04131
6P1384	27315	02755	6T1449	27315	06112
6P1388D1F1	27315	06146	6T1449F1	27315	06110
6P1388D2	27315	06142	6T1490D1	27315	03946
6P1388D2F1	27315	06141	6T1490D3	27315	03945
6P13881D	27315	06147	6T1510	27315	05759
6P1389	27315	05826	6T1511	27315	05760
6P1389F1	27315	05823	6T1549	27315	02744
6P1391	27315	04289	6T1566	27315	04595
6P1395	27315	06070	6T1568	27315	04601
6P1395F1	27315	06068	6T1591	27315	03979
6P1396F1	27315	05103			03980
6P1400	27315	05822	6T1622	27315	05428
6P1400F1	27315	03996	6T163	27315	06108
		05819	6T1739	27315	05430
6P4102	27315	05688	6T21	27315	05680
6P1404	27315	04159	6T217F1	27315	03977
6P1420	27315	03998	6T489D2	27315	05677
		04001	6T5	27315	05667
6P1420F1	27315	03999	6T5F1	27315	05665
6P1455	27315	05738	6T6F1	27315	06017
6P1477	73151	03079	6T016	27315	06184
6P1133	27315	02753	6T944	27315	06190
6P1533F1	27315	02751	6ZB9	27315	05431
6P757	27315	05640	62102D7	27315	02832
		05646	6Z131D8	27315	04905
		05707	6Z7D1	27315	03446
6P863	27315	05761	600071	86403	05343

**SECTION IV INDEX FEDERAL STOCK NUMBER AND REFERENCE NUMBER  
CROSS- REFERENCE TO INDEX NUMBER**

<u>REFERENCE NO.</u>	<u>MFG. CODE</u>	<u>INDEX NO.</u>	<u>REFERENCE NO.</u>	<u>MFG. CODE</u>	<u>INDEX NO.</u>
600072	86403	05339	7B471	11083	01882
601-4	84760	00625	7B5415	11083	01603
602-1	84760	00745	7B6365	11083	02195
603-10-1	84760	00746	7B6368	11083	0209S
604-7A	84760	00688			02169
604-7A301	84760	00687	7B7840	11083	02191
604A	84760	00689	7B9919	11083	02065
605B	57733	02978	7F3491	11083	02647
607-4	84760	00669	7F3494	11083	02649
607-4A	84760	00667	7F3512	11083	02598
609-3	84760	00731	7F3522	11083	02597
611402F1	27315	05686	7F3525	11083	02600
612-3	84760	00623	7F3529	11083	02644
615V007	73153	03582	7F4545	11083	02588
619-12	84760	00727	7F4646	11083	02587
620-1	84760	00655	7F4548	11083	02593
6200-2RS	52676	04384	7F1549	11083	02591
6200X2	79470	00974	7F4550	11083	02592
621-17	84760	00726	7F4556	11083	02549
6224A	84760	00718	7F4906	11083	02639
622111	86403	05334	7F4907	11083	02637
622119	86403	05341	7F4909	11083	02642
622121	86403	05342	7F4913	11083	02626
623-4	84760	007020	7F4920	11083	02488
627	84760	00614	7F7691	11083	01697
63X2171	73680	03230	7F7889	11083	01362
6314	52676	04852			01722
632D	60038	05486	7H1861	11083	01804
635-2	84760	00606	7H2079	11083	02497
636-16-1	84760	00636			02599
636-16-11A	84760	00632	7H3270	11083	01373
641FSNS4-4	30327	00418			02041
		00427	7H4223	11083	01406
642	84760	00644			01534
		00706	7H831	11083	02192
643	60038	05485	7H832	11083	02197
	89923	00672	7L2354	11083	02387
64700	60038	05589	7L2926	11083	02164
649X	57733	04053	7L2930	11083	02101
65	72512	03948	7L3035	11083	02103
		03952			02106
		03956	7L3122	11083	02508
		03961	7L14530	11083	02418
		03966	7L5220	11083	02124
		03970	7L5292	11083	02347
6535	60038	03189	7L5654	11083	02104
65450	60038	05588	7L5732	11083	01941
655-605-11	27315	04344	7M1090	11083	01801
6559	60038	03187	7M1613	11083	01800
662-5	84760	00734	7M1674	11083	01973
663-1	84760	00691	7M2126	11083	01582
664-1	84760	00721	7M242	11083	01531
666-2	64760	00665			01647
667-2	84760	00716	7M3523	11083	02090
667-2A	84760	00713	7M3525	11083	02089
669-2	84760	00629	7M4046	11083	01446
670-1	84760	00739			01592
671	84760	00744	7M4142	11083	01805
6724	27315	03562	7M4505	11083	01779
677	84760	00690	7M4506	11083	01758
677446	86403	05344	7M4603	11083	01889
678	84760	00670	7M4981	11083	01602
679	84760	00668	7M5559	11083	01704
6825	79470	02787	7M7071	11083	01886
		03905	7M7358	11083	01646
688	84760	00724	7M7611	11083	02011
692792	86403	05335	7M7799	11083	01778
6935-457	73331	03067	7M7821	11083	01575
6979T8	27315	03153	7M871	11083	01644
7-100J1142	27315	03739	7M8727	11083	01876
7-13F1	27315	04436	7M9286	11083	01544
7-450F1	27315	04672	7M9291	11083	01542
7-472F1	27315	04b67	7M9763	11083	01867
7-478	27315	04232	7M9827	11083	01769
7-927P5	97316	02789	7M9907	11083	02021
7B2124	11083	01380	7M9908	11083	02019
		01498	7M9909	11083	01376
7B2419	11083	01332	7M9910	11083	02000
7B2420	11083	01509			02032
7B2742	11083	02533	7M9916	11083	02026
7B305	11083	01422	7M9917	11083	02027
		01626	7M9919	11083	02009

**SECTION IV INDEX FEDERAL STOCK NUMBER AND REFERENCE NUMBER  
CROSS- REFERENCE TO INDEX NUMBER**

<u>REFERENCE NO.</u>	<u>MFG. CODE</u>	<u>INDEX NO.</u>	<u>REFERENCE NO.</u>	<u>MFG. CODE</u>	<u>INDEX NO.</u>
7M9923	11083	02022	8H1454	11083	01693
7M9930	11083	02033	8H1459	11083	01698
7N24	27315	04114	8H1460	11083	01702
7N24F1	27315	04112	8H1461	11083	01701
7N510	27312	03463	8H1462	11083	01696
7P13	27315	04438	8H1496	11083	01694
7P138	27315	05689	8H1913	11083	02547
7P214C1	27315	04648	8H3481	11083	02493
		05882	8H3710	11083	02013
7P214C1F1	27315	04646			02036
		05860	8H4480	11083	01611
7P214C2	27315	05940	8H7567	11083	02126
7P214C2F1	27315	04486	8H758	11083	02156
		05938	8H878	11083	02652
7P277	27315	05176	8H9180	11083	01396
7P277F1	27315	05174			02129
7P298	27315	04219	8H9187	11083	02110
7P30F1	27315	04662	8H9189	11083	02157
7P307	27315	04666	8H9190	11083	02158
		04678	8H9204	11083	01905
7P307F2	27316	04674	8H9208	11083	01903
7P364C1	27315	04373	8H9209	11083	01921
7P364C1F1	27315	04371	8H9210	11083	01919
7P371C2	23731	06937	8H9216	11083	01936
7P371C2F2	27315	05934	8H9220	11083	01358
7P459	27315	04544			01859
7P459F1	27315	04670	8H9223	11083	01356
7P460	27315	04547			02107
7P472	27315	04669	8H9226	11083	01906
7P478F1	27315	04230	8H9364	11083	01359
7P482	27315	04376			01860
7P483	27315	04681	8H9402	11083	02094
7P483F	27315	04679			02168
7P483F1	27315	04659	8H9405	11083	01354
7P485	27315	04470			01954
7P485F1	27315	04468	8H9448	11083	01806
7P562	37315	04463	8H9450	11083	01795
7P562F2	27315	04459	8H9549	11083	02140
7P578	27315	04471	8H9650	11083	01468
7P782F1	27316	04374	8H9652	11083	01487
7T1	27315	05177	8H9718	11083	01877
7T18C1	27315	04081	8H9787	11083	01857
7T18C1F1	27315	04079	8H9788	11083	01341
7T87	27315	05268			01858
7T87F1	27315	05266	8H9789	11083	01852
70714	27315	05444	8H9804	11083	01946
70714-2	27315	05445	8H9805	11083	01956
701-4A	84760	00988	8H9806	11083	01955
701B96	27315	04180	8J33	27315	04353
713	84760	00612	8M1047	11083	01607
720B40D5	27315	04660	8M1584	11083	01892
720B9	27315	04217	8M1589	11083	01411
72709	79150	00674			02342
7371K3	15605	02971	8M2296	11083	01841
741FNS4-4	30327	00424			02043
741FNS4-4	30327	00422	8M3019	11083	01914
7760	73370	00945	8M3020	11083	01913
78-1001J1620	27315	03568	8M3023	11083	01475
79F1376D31	27315	03160	8M3146	11083	02534
79747	27315	04517	8M4991	11083	01385
791A	11083	01623			01738
		01869	8M5521	11083	01366
8-100J1142	27315	03722			01725
8-349	27315	04382	8M5599	11083	01783
8-493	27316	04589	8M5625	11083	01794
8-493F1	27315	04586	8M6487	11083	01577
8-910N364	27315	05250	8M7145	11083	01849
8B4592	11083	01675	8M7167	11083	02015
8B4744	11083	02352	8M7168	11083	02016
8B6349	11083	01467	8M7169	11083	02017
8B8679	11083	02237	8M7754	11083	01417
8B9466	11083	01945	8M7892	11083	02671
8F1397	11083	02193	8M7942	11063	02031
8F3590	11083	02518	8M9117	11083	01628
	11083	01948	8N9900	11083	01802
	11083	01790	8M9928	11083	01688
8F-9206	11083	01784	8M9929	11083	01689
8F9206	11083	02040	8N220	27315	05874
8F9362	11083	02602	8N220F1	27315	05873
8H1113	11083	02038	8N223	27315	04591
8H1141	11083	01630	8N224	27315	04576
	11083	02617	8N224F1	27315	04572

**SECTION IV INDEX FEDERAL STOCK NUMBER AND REFERENCE NUMBER  
CROSS- REFERENCE TO INDEX NUMBER**

<u>REFERENCE NO.</u>	<u>MFG. CODE</u>	<u>INDEX NO.</u>	<u>REFERENCE NO.</u>	<u>MFG. CODE</u>	<u>INDEX NO.</u>
8N233	27315	04346	898216	73331	03057
8N233F1	23715	04345	8992314888	89923	00563
8N247	27315	04581	9B1363	11083	01933
8N247F1	27315	04579	9B887	11083	01843
8P190	27315	04691	9B8932	11083	02492
		05963	9B8934	11083	02486
8P239	27315	04472	9B8935	11083	02466
		04696	9B9082	11083	02243
8P438	27315	04280	9B9113	11083	02489
8P458D1	27315	04354	989178	11083	02482
8P458D2	27315	04366	9F2247	11083	01548
8P510	27315	05925			01974
8P522	27315	05875	9F2547	11083	02573
8P522F1	27315	05876			02576
8P526	27315	05956	9F3099	11083	02240
8P526F1	27315	05951	9F8292	11083	02254
8P527	27315	05962	9F8294	11083	02255
8P540	27315	04540	9F9203	11083	02256
8P70	27315	04686	9H1011	11083	02159
8P88051	27315	05818	9H1085	11083	01589
8P894	27315	04571	9H1110	11083	01653
8P894F1	27316	04568	9H1112	11083	01636
8T195	27315	04217	9H1129	11083	01395
8T214	27315	06219			01553
8T23801	27315	04106	9H1284	11083	01909
8T238D2	27315	04105	9H1296	11083	01911
8T249C1	27315	04577	9H2256	11083	02217
8T37	65705	03125	9H2299	11083	02682
8T87	27315	04303	9H2711	11083	01337
		04497			01771
		04697	9H2713	11083	01347
		05380			01773
8T89C1	27315	04692	9H3572	11083	01627
		05965	9H3757	11083	02648
8T90	27315	04687	9H3847	11083	01371
		05379			01609
8T93	27315	04267	9H3864	11083	01372
8T97C1	27315	05631			01610
8Z7	73154	35202	9H4525	11083	01875
801-15A	84760	00647	9H4557	11083	01382
801-5	84760	00637			02187
803-2	84760	00634	9H4621	11083	01883
803-4A	84760	00633	9H4729	11083	02174
804-1	84760	00648	9H5729	11083	01935
804-3-4	14959	03549	9H5746	11083	01904
805-8	84760	00640	9H5797	11083	01920
805H25	27315	04518	9H5916	11083	01619
		04593	9H5920	11083	01357
80527F1	27315	05957			02369
806-3	84760	00639	9H5921	11083	01351
807	84760	00646			01563
808-2	84760	00643	9H6067	11083	01421
8112X4	79470	00908			01499
812-2	84760	00642			01739
815-1	84760	00650			02044
8159	26901	03174	9H6761	11083	01386
8159-1	26901	03175			02700
816-2	84760	00649	9L1657	11083	01526
8165X4	79470	00909	9L1658	11083	01527
819-2	84760	00635	9L1739	11083	02501
819H67D1	27115	04393	9L1796	11083	02344
8241	24981	02854	9L1901	11083	02500
82527	60038	04909	9L2309	11083	01578
82931	60038	04915	9L903	11083	02514
8338560	77060	02925	9M1001	11083	01684
		02926	9M164	11083	02325
		03095	9M2337	11083	01545
8338568	77060	02951	9M2374	11083	02030
		02952	9M2382	11083	02699
		03399	9M2904	11083	02324
838	57068	03128	9M3204	11083	01525
84E73	27315	03126			01639
84Z52	27315				01711
846530	70040	04054	9M3873	11083	01584
850	57068	04950	9M3980	11083	01586
859054	86403	05347	9M4010	11083	01645
86-100J1620	27315	03584	9M4163	11083	01690
86242	23382	03096	9M4685	11083	01752
86534	14060	03360	9M4866	11083	02024
87Z8101	27315	03140	9M491	11083	02025
87Z8102	27315	03154	9M493	11083	01683
88C1F2	10P10	27315	9M517	11083	01884
89-100J1620	27315	03586	9M5216	11083	

**SECTION IV      INDEX FEDERAL STOCK NUMBER AND REFERENCE NUMBER  
CROSS- REFERENCE TO INDEX NUMBER**

<u>REFERENCE NO.</u>	<u>MFG. CODE</u>	<u>INDEX NO.</u>
9M530	11083	01682
9M5356	11083	01759
9M5450	11083	02194
9M5477	11083	01447
		01592
9M57	11083	01400
9M6078	11083	02373
9M6495	11083	01524
		01639
9M6527	11083	01652
9M6978	11083	01754
9M6979	11083	01799
9M7202	11083	02574
9M7321	11083	01655
9M7609	11083	02619
9M7657	11083	02627
9M7658	11083	02558
9M7959	11083	01672
		02326
		02327
9M8	11083	01793
9M853	11083	01687
9854	11083	02037
9M9	11083	01768
9M9405	11083	01618
		01868
9M9545	11083	01384
		02005
9M955	11083	01461
9M9788	11083	02134
9M9886	11083	01654
902-15	86579	03207
908P39-6	27315	04682
908T15	27315	04333
910N276-2	27315	04242
10P630-1	27315	06107
911P11-3	27315	04172
915P206	27315	03838
		05804
915P207	27315	03874
9155	13445	03101
916N11	27315	03073
916P19	27315	03084
916T2	27315	05525
919N15-1	27315	04101
919P53-3	27315	03272
919P61-4	27315	03257
919T117F9	27315	02762
		05163
92-100J1620	27315	03571
920T76	27315	04124
920185	27315	00943
921T2	27315	06302
93-100J1620	27315	03569
954699	16764	01102
954704	16764	01161
95932	29883	03917
		03919
		03920
99115	89923	00310

**SECTION IV INDEX FEDERAL STOCK NUMBER AND REFERENCE NUMBER  
CROSS- REFERENCE TO INDEX NUMBER**

<u>REFERENCE NO.</u>	<u>MFG. CODE</u>	<u>INDEX NO.</u>	<u>REFERENCE NO.</u>	<u>MFG. CODE</u>	<u>INDEX NO.</u>
1560-525-5481	00408	2530-359-0241	03808	2530-834-5143	03862
1680-514-7833	03595	2530-359-0276	03800		03871
2040-361-5044	03875	2530-359-0775	03783	2530-858-8203	03293
2040-361-5199	03883	2530-359-0921	03847	2530-863-4035	03356
2510-363-6240	02066	2530-361-5128	03881	2530-863-4036	03357
	02067	2530-361-7050	03895	2530-924-9969	02156
2510-516-0078	03358	2530-371-4135	03890	2530-972-8235	04986
2510-626-4715	01167	2530-374-0613	03292	2530-989-5287	06147
2520-392-4113	02747	2530-374-0650	06216	2580-449-5484	03855
2520-024-1680	03332	2530-374-0677	06184	2590-921-7312	01795
2520-176-5850	01675	2530-374-0678	06190	2590-921-7317	01591
2520-272-7965	04753	2530-374-0684	03838	2805-423-9151	01560
	05540		05804	2805-510-4234	00049
2520-288-2771	05802	2530-374-2211	03660		00542
	05820		03662	2805-530-1335	01302
	05824	2530-374-2223	03803	2805-847-4439	01636
2520-294-9619	06056	2530-374-2231	03757	2805-921-4389	01628
2520-322-6410	06085	2530-374-2242	03882	2815-011-9935	01657
2520-352-1329	02775	2530-377-4542	04985	2815-019-8151	0Q277
2520-374-0552	05072	2530-377-4552	03289	2815-028-8767	01789
2520-374-0651	05386	2530-378-7704	05346	2815-046-8172	00154
2520-374-0653	05071	2530-378-7733	03809	2815-064-7520	00907
2520-374-7256	02721	2530-383-9862	03807	2815-064-7889	00161
2520-390-8843	02768	2530-384-0023	03873	2815-064-7890	00162
2520-425-7881	03296	2530-384-0978	03787	2815-076-1499	01737
2520-425-6175	06059	2530-391-4341	03839	2815-081-2827	01447
2520-425-8181	06029	2530-392-4038	03852	2815-081-6827	01592
2520-425-8208	03319	2530-393-3140	03268	2815-084-7496	01542
2520-425-8219	03276	2530-393-3141	03262	2815-090-8498	00399
2520-430-1859	02731	2530-393-3142	03277	2815-090-8499	00034
2520-517-7662	02720	2530-394-6046	03848		00226
2520-633-4535	01379	2530-414-3279	03896	2815-090-8500	00032
	01918	2530-422-9337	03897	2815-171-7233	00082
2520-646-9721	03342	2530-423-1163	03902		00327
2520-649-8514	03194	2530-423-9781	05032	2815-200-0066	00439
2520-649-8515	03192	2530-435-7813	06187	2815-200-0068	00271
2520-649-8531	02729	2530-425-7897	06026	2815-214-2083	02846
2520-649-8532	02724	2530-425-8012	06185	2815-249-3504	01642
2520-649-8535	03220	2530-425-8013	06186	2815-262-6936	00242
2520-649-6536	03199	2530-425-8035	05988	2815-287-7285	00800
2520-652-9927	02723	2530-425-8036	05989	2815-288-2094	00881
2520-661-8679	06053	2530-425-8149	04757	2815-290-8365	04141
2520-662-1416	03315	2530-425-8154	04868		02294
2520-734-2114	01570		06182	2815-290-8768	00196
	01744	2530-425-8158	03263	2815-291-7761	00063
2520-734-2814	05339	2530-425-8159	05968	2815-293-5828	00340
2520-797-4646	02733	2530-425-8160	03294	2815-293-5839	00275
2520-859-4340	02436	2530-425-8182	03324	2815-298-049d	00059
2520-894-7299	01386	2530-425-8184	06015		00246
	02700	2530-447-8996	03880	2815-310-8290	00359
2520-930-5488	05181	2530-447-9010	03778	2815-310-8297	00109
2520-930-8647	02719	2530-460-6105	03859	2815-310-8300	00117
2520-931-8049	02585	2530-462-2529	03763	2815-315-2132	00889
2520-948-6064	02558	2530-463-7814	03856	2815-316-8307	00321
2520-984-5139	03233		05638	2815-322-1966	00455
2530-028-3324	03899	2530-475-4796	03767		00461
2530-033-5144	03751	2530-496-3309	03610	2815-322-1967	00456
2530-066-2485	03316	2530-516-7882	03802	2815-322-1981	00798
2530-090-5890	03663	2530-521-4545	03804	2815-325-5797	00789
2530-162-0122	03259	2530-521-4978	03872	2815-333-4050	00468
2530-164-0699	03840	2530-521-5672	03777	2815-338-4745	00022
	03849		03793	2815-341-1504	01508
	03857	2530-521-6672	03877	2815-341-4093	02778
	03866	2530-529-4210	03892	2815-345-8201	00230
2530-164-5314	03258	2530-532-3095	03799	2815-346-0083	00870
2530-164-9071	05655	2530-541-291 0	03893	2815-352-745	02132
	05716	2530-649-8534	03360	2815-352-7740	01342
	05747	2530-652-9920	03270		01772
2530-180-6867	03863	2530-652-9921	03280	2815-352-8560	01790
2530-229-2883	03846	2530-652-9922	03275	2815-352-8561	01784
2530-273-7157	03853	2530-662-8212	03359	2815-354-9121	00347
2530-273-7158	03854	2530-663-3879	03864	2815-354-9132	00346
2530-273-8504	03801	2530-694-0656	05336	2815-354-9133	00127
2530-276-0396	03901	2530-696-0647	03898		00284
2530-287-2564	03868	2530-709-3269	03361	2815-363-6206	01674
2530-288-0949	05967	2530-734-2815	05341	2815-363-8748	01590
2530-318-8903	03865	2530-791-1300	03830		01592
2530-322-6409	06156	2530-818-3375	03815	2815-371-6724	00350
2530-322-6411	06083	2530-834-5143	03759		00353
2530-322-6412	06084		03789	2815-371-6725	00030
2530-352-9270	03782		03794	2815-371-6728	00351
2530-353-3039	03771		03845	2815-371-6733	00248

**SECTION IV INDEX FEDERAL STOCK NUMBER AND REFERENCE NUMBER  
CROSS- REFERENCE TO INDEX NUMBER**

<u>REFERENCE NO.</u>	<u>MFG. CODE</u>	<u>INDEX NO.</u>	<u>REFERENCE NO.</u>	<u>MFG. CODE</u>	<u>INDEX NO.</u>
2815-371-6734	00031	2815-652-9928	00177	2815-898-6605	01553
2815-371-6736	00398		00333	2615-904-2130	01640
2815-371-6739	00017	2815-653-5761	00890	2815-907-6930	01862
2815-371-6747	00037	2815-659-4113	00272	2815-916-2009	01560
2815-371-6764	00014	2615-661-8890	00876	2815-918-4207	01545
2815-371-6766	00269	2815-661-8892	01775	2815-920-8261	01616
2815-374-8221	00160	2615-661-9589	00365	2815-921-7284	01524
2815-374-6232	00304	2815-662-9108	02146		01639
2815-374-8233	00553	2815-663-4395	01332	2815-923-9927	01645
	00862	2815-695-0461	01774	2815-929-8142	01329
2815-374-8256	00344	2815-709-1899	00354	2815-930-4595	01582
	00345	2815-710-1850	00309	2815-930-7719	01084
2815-374-8262	00805	281-710-1851	00302	2815-930-9467	01083
2815-374-8263	00806	2815-711-8415	00329	2815-930-9582	01544
2815-374-8264	00807	2815-712-8497	00348	4815-931-8048	01333
2815-374-8265	00808	2815-712-8498	00328	2815-941-5349	01464
2815-375-2782	02893	2815-712-8502	00880	2815-948-6092	01589
2815-386-3540	00083	2815-712-8503	00550	2815-961-5561	00792
	00563	2815-718-4211	00339		00812
2815-415-3815	02754	2815-718-4220	00290	2815-968-0231	00882
2815-423-8100	01679	2815-718-4539	00028	2815-968-0273	00062
2815-423-9981	02513		00244	2815-968-0274	00051
2815-430-1884	02774	2815-718-4592	00791	2815-968-0275	00018
2815-445-9901	00454		00811	2815-968-0276	00065
2815-507-6577	00215		00817	2815-971-1431	00337
2815-509-2128	00017	2815-732-5220	02556	2815-971-1432	00355
	00397	2815-738-8651	01948	2815-974-9422	00229
2815-517-7334	00459	2615-751-8859	00289	2815-976-4695	02565
2815-529-9689	00783	2815-757-7614	00008	2815-977-9817	00341
2815-531-8423	00823		00008	2815-986-0276	00066
2815-570-6440	00338		00326	2815-989-3295	02042
2815-575-5916	00232	2815-768-2338	01345	2815-990-2542	00464
2815-580-2442	00009		01719	2815-994-7384	01733
	00853	2815-775-7718	00306	2815-994-7407	02046
2815-580-2447	00021	2815-779-5980	00168	2815-999-9962	01606
	00541		00332	2851-627-2340	00267
2815-580-2448	00171	2815-785-1898	00281	2910-066-1247	02797
	00335	2815-786-5225	00120	2910-084-7503	01352
2815-580-2463	00057	2815-786-6369	00238		02181
	00395	2815-786-7978	00239	2910-084-7524	02217
2815-580-5844	00081	2815-787-4693	00573	2910-202-7443	00944
	00301	2815-787-7193	00879	2910-251-0493	01377
2815-585-0535	00026	2815-795-4695	00314	2910-294-2219	00745
	00854	2815-798-3530	00167	2910-321-8737	00678
2815-585-5179	00279	2815-798-3534	00539	0291-032-8738	00652
2815-585-5640	00165	2815-803-5623	00095	2910-321-9489	02193
	00179		00227	2910-322-1988	00588
2815-597-3743	00358	2815-818-9633	00266	2910-324-0765	00966
2815-597-8295	00104	2615-838-9963	01631	2910-333-5032	01424
	00357	2815-849-3296	01562		01893
2815-598-6709	00472	2815-849-3297	01677	2910-335-9301	00620
2815-598-8727	00183	2615-850-3739	01494	2910-335-9311	00696
	00356	2815-850-3750	01487	2910-335-9314	00631
2815-599-3606	00047	2815-850-3812	01485	2910-335-9319	00679
2815-599-3607	00011	2815-850-3829	02023	2910-335-9320	00729
2815-604-8172	00033	2815-850-3834	02001	2910-335-9323	00725
2815-612-1323	00872	2815-875-4701	00301	2910-335-9324	00685
2815-618-6024	01418	2815-651-4702	01504	2910-335-9325	00736
	01537	2815-851-4704	01604	2910-335-9328	07186
2815-619-3195	00824	2815-851-4705	01991	2910-335-9331	00721
2815-627-2329	00274	2815-851-7176	01578	2910-335-9333	00713
2815-627-2333	00278	2815-853-6544	01639	2910-347-5599	00629
2815-627-2341	00206	2815-858-5441	00884	2910-351-6406	01422
2815-627-2343	00205	2815-858-6164	01852		01626
2815-630-1765	00081	2815-858-6167	01525	2910-362-7394	02191
	00182		01639	2910-362-7400	02198
2815-630-1802	00159	2615-858-8120	01646	2910-362-8071	02185
	00292	2815-858-8122	01575	2910-362-0413	01988
2815-630-3614	00349	2815-858-8136	01357	2910-377-5550	00495
2815-630-3616	00174		02369	2910-445-4850	00965
2815-646-9724	00056	2815-861-7517	00048	2910-447-9145	00959
	00458	2815-885-3132	00303	2910-506-3975	00607
2815-646-9725	00270	2115-886-1038	00548	2910-507-6107	00790
2815-646-9739	00179	2815-886-5026	02084	2910-509-3079	01092
	00360	2815-886-5167	02192	2910-562-9623	00633
2815-646-9740	00453	2815-891-0980	01884	2910-580-8425	00046
2815-651-8538	00825	2915-893-0941	01655		00983
2815-651-8539	00860	2815-893-8317	01446	2910-584-2999	00616
2815-652-5120	00097		01592	2910-597-9088	02195
	00194	2815-895-7036	01361	2910-606-4636	00045
2815-652-5123	00157		01699	2910-623-2486	00619
2015-652-5124	00538	2815-898-6664	01395	29106627-2531	00723

**SECTION IV INDEX FEDERAL STOCK NUMBER AND REFERENCE NUMBER  
CROSS- REFERENCE TO INDEX NUMBER**

<u>REFERENCE NO.</u>	<u>MFG. CODE</u>	<u>INDEX NO.</u>	<u>REFERENCE NO.</u>	<u>MFG. CODE</u>	<u>INDEX NO.</u>
2910-626-5169	00580	2910-887-1539	00695	2930-316-8363	01117
2910-628-5170	00584	2910-887-1544	00626	2930-352-8085	01510
2910-630-3626	00589	2910-898-6696	01354	2930-361-2522	02419
2910-640-9399	00606		01954	2930-365-2152	01617
2910-640-9402	00949	2910-898-6703	01901		01735
2910-646-6800	00666	2910-898-6712	01920		01787
2910-646-9726	00605	2910-920-6763	01932		01788
2910-651-8650	00960	2910-920-6785	01916	2930-424-0479	02237
2910-654-3518	00092	2910-920-8213	01889	2930-475-6384	02399
	00592	2910-949-0168	02190	2930-551-9118	01413
2919-714-3666	01355	2910-965-9904	00657	2930-580-2441	00027
	01953	2910-980-6685	00692		01060
2910-714-8547	00330	2910-987-4897	02174	2930-585-0533	00077
2910-718-4201	00249	2910-994-7409	02049		01076
	00433	2910-999-3226	02673	2930-585-0534	00078
	00499	2910-999-9010	01899		01077
	00591	2420-142-0321	01185	2930-599-5733	00012
	00770	2920-249-8283	01217		01058
	01010	2920-291-8039	01211	2930-678-8984	01144
	02837	2920-291-9771	01279	2930-710-6257	01114
2910-720-2691	00010	2920-350-4878	02967	2930-718-4562	00068
	00600	2920-353-9839	01291	2930-718-4588	01104
2910-734-0153	00722	2920-353-9840	01286	2930-779-3531	01018
2910-734-7647	00962	2920-353-9947	01176	2930-787-6442	01115
2910-741-0175	00961	2920-354-0154	01165	2930-787-8579	01139
2910-767-7870	00951	2920-354-0156	01166	2930-787-8580	01146
2910-768-4091	00632	2920-354-0157	01174	2930-830-8778	01136
2910-779-5981	00913	2920-367-5168	02531	2930-847-5033	02438
2910-779-5982	00914	2920-371-5122	01158	2930-849-3298	02383
2910-779-5983	00915	2920-374-4458	01309	2930-860-3843	02440
2910-779-5984	00916	2920-378-2913	01168	2930-891-0984	02388
2910-779-5985	00917	2920-504-1611	01159	2930-893-5250	01338
2910-779-5986	00918	2920-504-1761	01194		01470
2910-786-3973	00681	2920-504-1762	01196	2930-893-5251	02415
2910-786-5217	00621	2920-509-9546	01178	2930-893-1213	01406
2910-706-6342	00677	2920-536-5415	01200		01534
2910-786-6345	00715	2920-538-0353	01271	2930-896-5712	01107
2910-786-0078	00728	2920-572-6100	03012	2930-896-8841	01073
2910-786-6079	00676	2920-585-5212	01269	2930-896-8852	01094
2910-706-8080	00624	2920-597-3278	02598	2930-927-7039	02437
	00925	2920-597-4153	01216	2930-929-8243	01014
2910-786-8081	00717	2920-625-4393	01300	2930-930-9287	01074
2910-787-6419	00938	2920-640-2519	01235	2930-930-9673	01127
2910-787-6420	00237	2920-652-7998	01275	2930-933-2739	02298
2910-787-6422	00651	2920-652-7999	01270	2930-953-2069	01078
2910-787-6426	00664	2920-661-8951	02570	2930-956-5650	02545
2910-787-6428	00698	2920-669-5130	01276	2930-961-1176	02787
2910-787-6429	00730	2920-678-9813	01248	2930-978-9516	01142
2910-787-6430	00683	2920-690-6941	01294	2930-981-9018	01437
2910-787-6431	00682	2920-705-0457	01177	2930-981-9069	01438
2910-788-0987	00726	2920-707-6944	01319	2930-982-9551	02304
2910-788-0988	00734	2920-711-0400	01240	2930-997-6089	02088
2910-788-0989	00665		01244	2940-074-3584	01978
2910-790-7771	00630		02702	2940-084-7543	01973
2910-791-9437	00670	2920-734-8954	01251	2940-142-0130	00755
2910-796-9577	00091	2920-737-2018	01210	2940-249-2203	01691
	00615	2920-737-3225	01256	2940-298-5346	00015
	00937	2920-737-4863	01207		00864
2910-795-9678	00939	2920-741-6314	01208	2940-306-0702	00493
2910-795-9579	00596		01209	2940-335-9568	00948
2910-802-7279	00958	2920-753-8762	01195	2940-354-9136	00384
2910-816-8227	00727	2920-753-8763	01197	2940-367-7344	00756
2910-820-2279	00945	2920-765-6291	16764	2940-371-6742	00061
2910-821-0451	00724	2920-821-2935	01303	2940-580-5325	00074
2910-830-0154	00947	2920-838-5507	01164		00498
2910-844-6907	01362	2920-865-8270	02573	2940-599-293d	02602
	01722		02576	2940-599-3605	00064
2910-847-4769	02150	2920-888-8613	02654		00855
2910-847-4773	02147	2920-894-9391	00647		00866
2910-847-4774	02149	2920-898-4746	01249	2940-654-3519	00072
2910-847-4775	02139	2920-920-8199	01886	2940-654-38L9	00497
2910-847-4779	02122	2920-920-8211	01531	2940-694-0936	00388
2910-847-4782	02125	2920-932-0829	02212	2940-713-8660	01378
2910-847-4883	02194	2920-932-8699	02547	2940-731-8660	01982
2910-849-3267	01941	2920-963-0069	02546	2940-741-5490	00763
2910-851-4709	02031	2920-999-2399	02632	2940-775-0138	00073
2910-858-6193	01933	2930-096-6031	00050		00400
2910-858-6200	01934		00050	2940-786-6306	00494
2910-858-6212	02197		01061	2940-787-6399	00502
2910-860-2285	00735	2930-275-2700	00861	2940-788-0198	00508
	00924	2930-298-5342	00023	2940-788-1115	00757
2910-861-6890	00946		01059	2940-884-9414	01707



**Section IV. INDEX -FEDERAL STOCK NUMBER AND REFERENCE NUMBER  
CROSS-REFERENCE TO INDEX NUMBER**

<u>STOCK NUMBER</u>	<u>INDEX NUMBER</u>	<u>STOCK NUMBER</u>	<u>INDEX NUMBER</u>	<u>STOCK NUMBER</u>	<u>INDEX NUMBER</u>
2940-093-6556	01403	2990-976-0853	02870	3120-074-3617	02554
2940-911-9635	01689		02875	3120-288-1053	04324
2940-911-9941	01688	2990-976-0854	02881	3120-296-8109	01755
2940-911-9942	01687	2990-976-0856	02876	3120-296-8110	01779
2940-912-6674	01690	2990-976-0856	02906	3120-383-3833	02869
2940-976-9167	01343	2990-976-0859	02879	3120-423-4902	02592
	01717	2990-976-0860	02914	3120-423-7817	06120
2940-982-9553	01698	2990-976-9151	02866	3120-540-9864	01250
2950-920-6782	01997	2990-978-7088	05677	3120-608-1453	01204
2950-920-6937	02007	2990-980-5098	02833	3120-624-6850	02177
2950-920-6938	02018	2990-981-9041	02050	3120-662-2926	01253
2950-920-8227	02011	3010-185-6891	06225	3120-739-2926	01777
2950-920-8284	02026	3010-222-4484	06227	3120-739-4906	04758
2950-920-8285	02027	3010-430-1886	02770	3120-828-6852	02575
2950-920-8286	02033	3020-200-2022	04112	3120-886-6208	00625
2950-923-3925	02030	3020-231-8709	04892	3120-921-3209	02126
2970-087-2704	02022	3020-252-7357	04904	3120-921-3210	01911
2990-024-2679	00865	3020-275-6933	03303	3120-921-7276	01753
2990-080-3648	02868		06252	3120-939-6691	01909
2990-084-2963	02832	3020-585-5501	06253	3120-946-8457	01908
2990-088-089	02021	3020-565-5502	04128	3130-971-4538	04747
2990-205-0749	02890		04130	330-198-6163	00086
2990-249-3495	01885		06254	3655-404-4119	03416
2990-294-6508	03946	3020-679-2215	04127	3800-352-4798	05732
2990-297-6565	00038	3020-851-4716	01546	3805-333-3753	04132
2990-322-1969	00785	3020-921-3211	01956	3805-920-7459	01904
2990-322-1980	00796	3020-921-7245	01781	3805-920-7460	02024
	00797	3020-921-7281	01906	3805-920-7477	01618
2990-322-1990	00816	3020-921-7282	01955		01868
2990-335-9327	00731	3030-569-1463	01125	3805-923-0900	01615
2990-341-1517	02160	3030-585-5178	01155	3805-949-4765	01468
2990-362-3737	01488	3030-978-7031	02398	3810-164-8496	05746
2990-371-6743	00036	3040-923-7068	01799	3810-019-5027	03252
2990-374-6684	00995	3040-923-7069	01759	3810-024-1679	05180
2990-308-3650	01620	310-579-0592	02216	3810-066-1184	04772
2990-423-8146	01786	3110-100-0605	05589		05548
2990-425-8250	03945	3110-100-0663	05485	3810-066-1185	04900
2990-509-1729	00801	3110-100-3638	05588	3810-066-1189	04871
2990-533-4064	02901	3110-100-9810	04909	3810-066-1190	04773
2990-533-4852	02916	3110-101-1791	03189		05549
2990-533-5227	02877	3110-108-9167	04384	3810-066-2442	04976
2990-533-5548	02913	3110-142-0768	04915	3810-066-2443	05551
2990-560-1962	02882	3110-143-7562	05486	3810-085-8969	03590
2990-597-5970	02853	3110-144-8510	02377	3810-161-8252	05407
2990-599-0734	00867	3110-144-8526	02396		06035
2990-599-6285	02888	3110-144-8568	04852		06037
2990-652-9926	02865	3110-151-8140	02376	3810-161-8253	04990
2990-661-3124	00828		02397	3810-161-8274	06033
2990661-7614	00549	3110-155-6421	05471	3810-161-8552	05404
2990-708-9426	00013	3110-155-6614	04977	3810-161-9879	03755
	00863		05492	3810-161-9881	03772
2990-733-4952	02915	3110-155-6627	04325	3810-161-9884	03773
2990-734-5158	00934	3110-155-6638	05219	3810-162-4550	05761
2990-777-6655	00315	3110-155-6734	03184	3810-162-7671	06179
2990-779-5987	00998		04981	3810-163-8755	04886
2990-786-3967	00746	3110-156-1436	04982	3810-164-2553	05280
2990-706-6341	00655	3110-156-1466	04850	3810-164-2565	05565
2990-787-6424	00691	3110-166-3510	01162	3810-164-8491	05043
2990-789-0625	00636	3110-156-3548	01137	3810-164-8492	05754
2990-011-9703	02872	3110-156-3550	01161	3810-164-8493	05574
2990-812-1706	02880	3110-156-5319	03185		05663
2990-818-9864	00795	3110-156-5455	03186	3810-164-8496	05654
2990-818-98665	00551	3110-157-3732	02867	3810-164-8502	04229
2990-056-4291	02887	3110-159-9072	04980		05477
2990-858-6201	01396	3110-185-6341	05232	3810-164-9075	04827
	02129	3110-185-6345	03204	3810-164-9093	05725
2990-858-6204	02110	3110-185-6375	05260	3810-164-9223	06173
2990-858-6206	02014	3110-185-6462	03205	3810-164-9224	04987
2990-898-6697	01356	3110-186-0969	03238	3810-164-9227	05427
	02107	3110-186-0977	05247	3810-164-9228	05425
2990-920-6755	01565	3110-186-0979	05265	3810-164-9229	05426
2990-920-8193	01800	3110-198-1320	03917	3810-164-9261	06174
2990-920-8194	01801		03919		06176
2990-920-8204	01758		03920	3810-204-0343	04256
2990-920-8210	01644	3110-227-3341	03187	3810-204-0344	05591
2990-923-2541	01475	3110-275-0293	05484	3810-205-9134	05839
2990-933-2963	02028	3110-566-1015	04851	3810-209-8659	05572
2990-962-4570	01412	3110-731-1593	02095		05660
2990-966-2029	02871	3110-843-7035	01912		05723
2990-970-7553	02019	3110-967-8632	03408		05751
2990-970-7558	02009	3110-981-8631	05027	3810-209-9600	05316
2990-976-0851	02902	3110-999-8160	01910	3810-214-2089	05488

**Section IV. INDEX -FEDERAL STOCK NUMBER AND REFERENCE NUMBER  
CROSS-REFERENCE TO INDEX NUMBER**

<u>STOCK NUMBER</u>	<u>INDEX NUMBER</u>	<u>STOCK NUMBER</u>	<u>INDEX NUMBER</u>	<u>STOCK NUMBER</u>	<u>INDEX NUMBER</u>
3810-214-2092	05554	3810-374-0673	03973	3810-598-7056	05722
3810-214-2099	05335		03977	3810-604-1116	05146
3810-245-7859	06034	3810-374-0674	04131	3810-604-1117	05778
3810-252-4607	05715	3810-374-7279	02769	3810-618-0685	04998
3810-264-9647	04925	3810-377-4545	03330	3810-618-1338	04283
3810-270-3516	05508	3810-377-4549	05251	3810-618-6381	03346
3810-270-3574	05592		05253	3810-619-7166	05848
3810-277-3793	05226	3810-392-5022	04840	3810-632-4171	03827
3810-277-3805	05000	3810-393-3147	04895	3810-640-3841	04875
3810-278-7619	05227	3810-393-3148	05620	3810-640-3843	05556
3810-287-7156	05671	3810-393-3149	05214	3810-640-4374	06063
3810-288-0937	04759	3810-425-7837	06119	3810-640-4375	05600
3810-288-0943	04760		06121	3810-640-4376	05084
3810-288-0945	05709	3810-425-7871	05402	3810-653-5650	05580
	05763	3810-425-7884	05315	3810-653-5651	05348
	05766	3810-425-7886	05845	3810-653-5653	03979
3810-288-1076	05624	3810-425-7895	05059		03980
3810-288-1885	02752		05318	3810-653-5660	05398
	04853	3810-425-7896	05060	3810-661-3866	05503
	05104		05319	3810-661-5345	05423
	05107	3810-425-7926	06215	3810-661-6188	05270
	05666	3810-425-7927	05493	3810-661-8601	04926
	05682	3810-425-7929	04845	3810-662-1405	05010
	05687	3810-425-7931	05049		05013
	06018	3810-425-7935	05570	3810-678-1988	03894
	06069		09720	3810-679-5916	04889
	06111	3810-425-7939	04802	3810-697-4882	05521
	06126		04830	3810-707-2387	05512
3810-288-2056	04761	3810-425-7943	05567		05514
3810-288-3502	05411	3810-425-8005	05419	3810-707-2394	05406
3810-293-4734	04882	3810-425-8037	05984	3810-707-2416	04999
3810-293-4735	04883	3810-425-8039	05518	3810-707-2420	05136
3810-293-6195	05110	3810-425-8084	04972	3810-718-4569	05028
3810-293-6235	05821	3810-425-8131	04167	3810-726-8985	04881
	05825		04762	3810-765-6091	02737
3810-294-9211	09412	3810-425-8136	05672	3810-772-1755	05172
3810-294-9629	05001		09807	3810-774-0632	05073
3810-294-9631	05490		05810	3810-779-3800	04058
3810-301-5179	04989		05813	3810-779-3801	04057
3810-304-7434	50552		05817	3810-802-6911	05633
3810-305-9131	05047	3810-425-8148	06072	3810-808-9348	05595
3810-305-9135	05278		06075	3810-808-9433	05080
3810-321-8903	03618		06078	3810-808-9434	05599
3810-321-8904	04042		06081	3810-808-9435	05083
3810-321-8905	04808	3810-425-8177	04763	3810-808-9436	06062
3810-321-8919	06058	3810-425-8185	03949	3810-808-9437	05077
3810-321-8920	06011		03953	3810-808-9439	05418
3810-325-3062	05466		03967	3810-835-8432	05470
3810-331-7516	05596		03971	3810-860-5226	06020
3810-343-0169	04890		03997	3810-860-5227	05148
3810-343-0173	06030		04000	3810-860-7119	05613
3810-352-4790	05559	3610-425-8191	04804	3810-861-7799	04442
	05603		04832	3810-873-1773	03812
3810-352-4798	05733	3810-425-8195	04877	3810-887-8712	04908
3810-352-4800	04480	3810-425-8201	05683	3810-887-8717	05417
3810-352-4804	06042	3810-425-8203	03916	3810-887-8718	05416
3810-352-4807	05564		03918	3810-893-9179	04873
3810-352-4821	03975		03959	3810-897-9033	05642
	03981		03964		05650
3810-352-4838	05680		03974		05727
3810-352-4839	05078		03976		05755
3810-352-4900	05926		03978	3810-898-4089	05464
3810-374-0602	06177		03982	3810-929-0709	05313
3810-374-0605	05006	3810-425-8223	05285	3810-930-1431	05282
3810-374-0619	05762	3810-425-6234	03937	3810-930-6090	05179
3810-374-0620	05114		03938	3810-931-4625	05277
3810-374-0624	04917	3810-425-8271	03874	3810-932-1131	05332
3810-374-0626	04988	3810-430-1087	02732	3810-963-6362	03499
3810-374-0627	05054	3810-495-8634	03851	3810-963-6363	03510
3810-374-0628	05057	3810-496-1676	04803	3810-966-1967	03508
3810-374-0629	05276		04831	3810-966-1968	03514
3810-374-0633	05805	3810-517-7623	06055	3810-966-1976	04764
3810-374-0634	05846	3810-525-7899	05844	3810-966-1985	03517
3810-374-0640	05575	3810-585-5617	04155	3810-966-1989	04765
3810-374-0641	00576	3810-585-5610	05593	3810-966-1992	03011
3810-374-0642	05578	3810-585-5633	03190	3810-966-1994	03136
3810-374-0644	05568	3810-585-5645	04924	3810-966-1995	05349
3810-374-0646	02845	3810-585-5646	04923	3810-975-8412	05823
3810-374-0659	05284	3810-590-5508	05622	3810-976-2967	05396
3810-374-0662	05003	3810-593-6650	27315	3810-980-8917	03525
3810-374-0666	05730	3810-597-1733	05752	3810-992-1714	05475
3810-374-0667	06013	3810-598-7056	05661	3810-992-1715	05502

**Section IV. INDEX -FEDERAL STOCK NUMBER AND REFERENCE NUMBER  
CROSS-REFERENCE TO INDEX NUMBER**

<u>STOCK NUMBER</u>	<u>INDEX NUMBER</u>	<u>STOCK NUMBER</u>	<u>INDEX NUMBER</u>	<u>STOCK NUMBER</u>	<u>INDEX NUMBER</u>
3810-997-9748	05393	3815-585-5616	04594	4030-262-3156	04280
3810-999-5979	04900	3815-585-5619	04095	4030-374-0680	04687
3810-999-6994	05506	3815-585-5620	04096		05379
3810-999-6995	06165	3815-585-5621	04163	4030-425-8072	04240
3810-999-6996	06060	3815-585-5622	04680	4030-050-4208	02745
3810-999-9978	05494	3815-585-5623	04097	4310-596-9442	04336
3815-084-8217	04452	3815-630-9782	04558	4320-739-2927	01776
3815-114-2271	05174	3815-630-9783	04559	4330-287-5028	00391
3815-141-2235	04649	3815-649-8517	04562	4450-377-9052	00802
3815-200-1079	04484	3815-649-8518	04563	4710-277-5526	03702
	05880	3815-649-8519	04560	4710-277-7580	03585
	05938	3815-653-5654	04368	4710-030-1397	03386
	05177	3815-653-5662	04564	4710-087-2676	04940
3815-200-2025	05266	3815-661-8680	04113		04942
3815-204-0235	04259	3815-661-8925	04375		06261
3815-213-0959	04371	3815-661-8930	04086	4710-162-0949	04317
3815-213-0960	05343	3815-661-9347	04663		06266
3815-246-7586	01468		04675	4710-162-0969	04583
3815-208-0935	04066	3815-678-1734	04717		04585
3815-288-0936	04347	3815-707-2438	04354		06262
3815-288-0944	04271	3815-707-2459	04366	4710-162-0984	04699
3815-288-0968	04512	3815-802-6909	05182		06263
3815-288-1054	04507	3615-802-6910	04204	4710-277-5525	00419
3815-288-1080	04513	3815-831-0066	04250		00421
	04537	3615-860-0157	04668		00425
3815-288-1081	04702	3815-860-2282	04573		02708
	04518	3815-873-1815	04144		02814
3815-288-2160	04593	3815-876-8255	04190	4710-277-5526	02709
	04372	3815-885-3286	04088		03687
3815-288-2206	05935	3815-898-4088	05928		03690
3815-288-2749	04580	3815-898-4091	04615		03693
3815-288-2776	04703	3815-898-4093	04124		03696
	04766	3815-930-5507	05241		03699
3815-288-2777	04508	3815-975-0439	04476		03705
	04514	3815-976-2991	05867		03708
3815-288-7286	04272	3815-980-8955	05434		03711
3815-293-5815	04485	3015-983-6547	04865		03713
	04647	3820-390-8847	02735		03715
	05881	3830-214-3561	01394		03717
	05939		01814		03719
3815-293-5816	04145	3830-651-4353	03828		03721
3815-293-5821	04273	3830-651-4355	03819		03723
3815-293-5824	04244	3830-849-2971	04308		03725
	04247	3910-393-3143	05031		03728
3815-305-7987	04382	3930-930-9213	01045		03730
3815-307-8118	04071	3950-909-2978	04916		03732
3815-310-7282	0U892	3990-097-2568	02905		03734
3815-312-6968	04040	4010-141-3578	04126		03736
	04044	4010-161-9299	04125		03738
3815-316-7064	04451		06255		03740
3815-333-3753	04548	4010-184-9540	06241		05511
3815-338-8393	04223		06243		06210
3815-338-8395	04075		06285		06212
3815-338-8424	04217	4010-185-6991	06286		06267
3815-352-4799	04148	4010-186-9383	03477	4710-277-5527	02811
	04602	4010-222-4484	06284		06268
	04822	4010-228-9943	02799	4710-277-5529	00518
	05877		06256		00521
3815-374-0621	04085	4010-269-9294	06223		02710
3815-374-0635	04276		06229	4710-277-7580	03587
3815-374-0643	05577		06231		06269
	05644		06239	4710-277-7748	00524
3815-374-0661	04290		06287		02711
3815-374-2210	04971	4010-269-9336	06233	4710-278-5345	04117
3815-390-3132	04370		06235		06264
3815-390-3133	04369	4010-273-8337	06221	4710-278-5383	05915
3815-392-4209	04522		06237		06260
3815-392-4290	04087		06288	4710-278-5408	04322
	04169	4010-288-9940	06251		06265
3815-393-3146	04258	4010-752-9584	06289	4710-284-2188	00598
3815-423-7815	04231	4030-125-2807	04472	4710-289-4107	00515
3815-423-7816	04469		04696		02712
3815-425-7912	05465	4030-125-2999	04303	4710-289-4109	00428
3815-425-8102	05267		04497		02713
3815-425-8144	04460		04697	4710-595-2033	01000
3815-425-8205	04437		05380	4710-924-7977	01515
3815-425-8213	04533	4030-126-4316	04692	4720-075-1679	02345
3815-425-0245	04438		05631	4720-235-1423	00416
3815-544-1237	04080		05965	4720-235-4119	01066
3815-560-6097	04501	4030-171-5773	04691		01068
	06283		05963		01070
3815-585-5615	05175	4030-214-2101	04267		01072

**Section IV. INDEX -FEDERAL STOCK NUMBER AND REFERENCE NUMBER  
CROSS-REFERENCE TO INDEX NUMBER**

<u>STOCK NUMBER</u>	<u>INDEX NUMBER</u>	<u>STOCK NUMBER</u>	<u>INDEX NUMBER</u>	<u>STOCK NUMBER</u>	<u>INDEX NUMBER</u>
4720-235-4119	02707	4730-050-4208	05308	4730-187-7595	05298
4720-235-4128	01064		05415		05306
	02703		05474	4730-187-7604	00996
4720-287-4838	00769		05489	4730-187-7609	05223
	00857		05505		05413
	02704		05585		05504
4720-289-9625	00406		05590		06047
	00409		05626	4730-187-7610	06046
	00412		05872	4730-188-1846	05229
	00415		05924	4730-188-1854	05290
	00906		05936		05309
	00912		05976		06087
	02705		06049	4730-192-9481	00430
4720-374-2221	03661		06053	4730-193-2715	03575
4720-374-8125	00979	4730-050-4209	06050	4730-196-1479	05230
	00982	4730-052-9877	00909	4730-196-1482	03667
	00985	4730-081-1707	00510	4730-196-1539	05291
	02706	4730-085-3470	03550	4730-196-2054	06088
4720-948-6124	01734	4730-142-1851	00451	4730-196-2055	03334
4720-966-1993	03572		03564		04192
4720-966-2012	03570	4730-152-8459	03756	4730-196-2058	00431
4720-966-2013	03568		03779		01085
4720-966-2014	03569		03844		06157
4720-966-3807	03571		03860	4730-196-2082	03666
4720-997-9968	02748		03869	4730-196-2098	05292
4730-010-3875	03211		03878		05310
4730-010-5422	02863	4730-172-0034	02414	4730-196-5058	00140
4730-011-8537	02813	4730-186-0378	00432	4730-202-7699	03658
4730-011-8539	02810	4730-186-0397	05301	4730-214-2091	04739
4730-011-8831	01278	4730-186-3024	03290	4730-221-2140	03565
	01295		03329	4730-230-1921	03659
	01301		04070	4730-230-1980	03612
4730-013-7398	03664		04098	4730-206-0127	02805
	03665		04103	4730-240-1739	03673
	04974		04122		06091
4730-018-9566	03760		04123		06095
4730-044-3979	03335		04187	4730-246-6274	03727
4730-050-2208	04600		04249	4730-246-9184	05224
4730-050-2408	04588		04288	4730-246-9187	00377
4730-050-4208	02413		04339	4730-246-9215	01951
	02746		04340	4730-249-1509	02790
	03260		04350	4730-249-202d	02920
	03273		04420	4730-249-2032	00152
	03291		04461		01092
	03333		04477	4730-249-3917	00382
	04072		04541		00382
	04100		04542	4730-253-4412	02791
	04104		04545	4730-253-4415	00381
	04147		04569	4730-253-6340	05302
	04160		04574	4730-256-3848	04055
	04161		04587	4730-257-2098	00923
	04188		04599	4730-260-1484	03679
	04255		04664	4730-263-3122	01748
	04352		04676		02286
	04379		04742	4730-263-3124	00452
	04380		04745		03212
	04421		04797		03910
	04462		04820		05142
	04478		04891	4730-263-3214	01089
	04543		04893	4730-266-0536	06009
	04546		05221	4730-266-0538	00126
	04565		05297		02785
	04566		05305	4730-270-4607	00367
	04567		05473	4730-277-1895	00975
	04570		05487	4730-277-5543	00138
	04575		05584		00378
	04625		05625		00840
	04665		05923	4730-277-5575	02917
	04677		05973	4730-277-8768	03609
	04743		06032	4730-278-3383	00882
	04755	4730-186-3028	00128	4730-278-3395	00501
	04798		01053	4730-278- 3397	02564
	04821	4730-187-4200	00212		02571
	04918		01120	4730-278-3437	03796
	04919		03781	4730-278-3441	00299
	04920		03806		01080
	04921		03909	4730-278-4283	05307
	04922		05586	4730-278-4284	05287
	04996		06039		05299
	05225	4730-187-7595	03331	4730-278-4290	05288
	05289		04143	4730-278-4293	05414
	05300		05286	4730-279-047d	00511

**Section IV. INDEX -FEDERAL STOCK NUMBER AND REFERENCE NUMBER  
CROSS-REFERENCE TO INDEX NUMBER**

<u>STOCK NUMBER</u>	<u>INDEX NUMBER</u>	<u>STOCK NUMBER</u>	<u>INDEX NUMBER</u>	<u>STOCK NUMBER</u>	<u>INDEX NUMBER</u>
4730-279-0478	00848	4730-595-2227	00523	5305-L12-1752	03173
4730-281-1549	01518	4730-595-3304	00368	5305-012-1832	03031
4730-287-1549	01520	4730-595-4924	00908	5305-012-2408	02796
	01665	4730-600-5048	00418		05035
4730-287-1561	00512		00422		05204
4730-287-1784	00904		00424		05468
4730-287-3277	01745		00427	5305-012-2856	05034
4730-287-3279	01483	4730-618-2632	01746		05193
	01517		02297		05918
	01870	4730-639-9676	00976		05931
	01960	4730-640-5803	00380	5305-012-2909	04078
	02296	4730-640-5823	00139	5305-012-4378	00107
4730-287-3281	00952	4730-640-5832	00902	5305-012-8705	02954
4730-288-6555	00172	4730-706-0299	01054	5305-012-8769	05208
4730-288-8571	03761	4730-708-5196	00554	5305-013-1375	03229
4730-288-8572	00883		00837	5305-013-1919	02896
	05173		01055	5305-013-2131	00990
4730-288-9388	03686	4730-722-6162	00251	5305-013-2688	03583
	03689	4730-754-0152	03749	5305-013-2705	02960
	03692		03753	5305-013-2776	02961
	03695		03775	5305-013-2892	03065
	03698		03841		03068
	03701		03858	5305-013-3153	03539
	03704		03867	5305-014-5368	00324
	03707		03876		03602
	03710	4730-787-4200	05409		03603
4730-288-9440	06048	4130-789-0595	00686	5305-017-3185	03605
4730-288-9953	03904	4730-800-7240	00967	5305-017-5240	04036
4730-288-9964	03544	4730-834-4941	02953	5305-017-9139	03558
	03611	4730-848-7131	02102	5305-018-0132	00572
	06010		02105	5305-018-0145	05190
4730-289-0108	00766	4730-848-7543	00450	5305-018-0177	01034
	00836	4730-924-7885	01513		04448
4730-289-1242	01710	4730-924-7886	01484		04457
4730-289-1560	00517		01521		04733
	00520		01871	305-018-0181	02765
4730-289-1561	00514		01915		03225
4730-289-1585	00449		01961		04447
	00500		02188		04449
4730-209-1954	02040	4730-948- 6465	01672	5305-018-1356	00476
4730-289-2830	00295		02326	5305-018-1436	00254
	02861		02327	5305-018-1441	01001
	02862	4730-968-4737	00173		02272
4730-289-4760	01751		01088		06299
	02075	4820-174-0339	00129	5305-018-1646	00490
4730-289-5176	04903		00540		04035
4730-289-5944	0143		01056	5305-018-1772	05213
4730-335-9315	00627	4820-202-6468	03549	5305-018-2924	04406
	00900	4820-274-5109	02815	5305-018-4365	03943
4730-339-5584	03822	4820-277-1756	03905	5305-018-9315	04655
4730-362-6683	00978	4820-849-1220	01057	5305-019-2406	05657
	00901		02802	5305-021-3806	05792
	00964		03750	5305-021-5689	05793
4730-363-9320	01890	4820-968-0110	01116	5305-021-6059	05238
4730-391-3771	02784	4910-657-7429	0629	5305-021-6085	05791
4730-423-6759	02189	4910-703-3326	06295	5305-021-6123	05037
4730-423-8887	01519	4920-341-1922	03251	5305-021-6159	05917
4730-427-5121	02351	4930-297-4956	00088	5305-022-3487	04236
4730-430-4390	02068	5120-649-9184	06313	5305-022-3512	04651
	02071		06314	5305-022-5638	05469
	02175	5120-690-7948	06302	5305-022-7864	00256
	02206	5120-707-1266	06300		01132
4730-431-2964	05178	5120-766-4746	06294	5305-022-8017	04235
4730-447-7435	00850	5120-766-4747	06297		05197
4730-472-9787	01548	5120-766-4748	06301		05479
	01974	5120-971-5376	06311	5305-022-8288	02897
4730-474-6411	00974	5180-679-3417	06306	5305-042-6884	01268
4730-496-7337	02058	5306-345-8200	00207	5305-042-6977	00123
	02178	5305-010-0168	03279	5305-042-8211	04841
	02209		04318	5305-042-8217	03226
	02275	5305-010-0762	03172		03338
4730-525-5481	00411	5305-010-2900	04037		04842
	00414	5305-011-0450	05675		05239
4730-526-0348	02059		06115	5305-042-8669	05884
	02L76	5305-011-050	03420	5305-042-8685	05904
	02207	5305-011-2983	05932	5305-042-8763	04261
4730-529-5481	00405	5305-011-4598	05216	5305-042-8769	04446
	00905	5305-011-9504	04388		04806
	00911	5305-012-0233	03377		04834
470-537-1192	00953		03493		05206
4730-594-2942	00966	5305-012-0854	00475	5305-042-8999	05840
4730-595-0141	03551	5305-012-1540	03826	5305-042-9060	03221

**Section IV. INDEX -FEDERAL STOCK NUMBER AND REFERENCE NUMBER  
CROSS-REFERENCE TO INDEX NUMBER**

<u>STOCK NUMBER</u>	<u>INDEX NUMBER</u>	<u>STOCK NUMBER</u>	<u>INDEX NUMBER</u>	<u>STOCK NUMBER</u>	<u>INDEX NUMBER</u>
5305-043-2746	02766	5305-269-2822	04026	5305-527-4193	05144
	05192		04032		05199
5305-043-6693	02957	5305-269-3204	02956		05619
5305-045-3292	01182	5305-269-3206	04969		05947
5305-054-4490	05842	5305-269-3208	00489	5305-527-4195	02738
5305-054-9273	03941	5305-269-3209	00477		03228
5305-054-9285	05695		00970		05205
5305-054-9292	05841	5305-269-3210	01223	5305-527-5315	05203
5305-059-3677	02898	5305-269-3211	05795		05794
5305-068-0500	00747	5305-269-3213	00571	5305-533-6089	02894
	03222		00887	5305-543-2758	01289
5305-068-0501	01267		00969	5305-543-4306	04401
5305-068-0506	03027		01090	5305-558-2701	03765
5305-068-0510	01221		01091		03784
5305-068-0513	03098		01131	5305-559-9202	02895
5305-069-4568	06201		02767	5305-577-5462	01486
5305-071-2238	06199		03223		01567
5305-071-2242	00888		03581		01635
5305-204-8932	05211		04028		01796
5305-206-0030	03311	5305-269-3214	00483		01809
5305-206-1972	05194		00484		01810
5305-206-9508	03928		00486		01873
5305-207-1150	01287	5305-269-3215	03906		01926
5305-207-1535	00704	5305-269-3216	00478		02301
5305-207-2598	06305	5305-269-3217	02847		02354
5305-207-7059	03582		03680		02434
5305-207-7095	06045	5305-269-3218	00485		02435
5305-207-7759	00699		00487	5305-606-1079	01179
5305-208-7949	01568	5305-269-3220	00488	5305-606-1976	01180
5305-225-3839	02955		05191	5305-616-389d	05210
	03524	5305-269-3221	00446	5305-627-1893	03062
	03580		00482	5305-637-4610	03681
5305-249-0273	05041	5305-270-2536	02236		04157
5305-253-1435	04785	5305-271-1974	06122		04481
	05546	5305-272-5067	01183		05200
5305-253-5626	02727	5305-272-5306	00922		05467
5305-260-4505	01634	5305-273-930	01569	5305-637-4616	04260
	01197	5305-273-9308	01808	5305-638-1834	00231
	02035		01812	5305-638-8563	03269
	02510		02085	5305-638-9082	04402
5305-261-1952	04319		02302		04943
5305-261-1954	03227		02433		05198
	03367		02511	5305-655-6360	00192
5305-261-1965	05036	5305-274-2355	00470	5305-655-7399	03063
5305-261-1968	04077	5305-281-1694	04111	5305-680-6266	03171
5305-261-1974	06129		04239	5305-712-1334	00258
	06134	5305-281-2803	04034	5305-724-6801	00711
	06139	5305-282-3521	01134	5305-753-4370	04994
5305-261-1984	05195	5305-285-3890	01225	5305-753-7076	00253
	05201	5305-285-5178	03312	5305-786-4028	00705
5305-266-6456	04335		04835	5305-789-0624	00644
	04444		05883		00706
5305-267-8972	03886		06200	5305-810-5543	00645
5305-267-8973	04265	5305-285-6178	05207		00708
5305-268-6547	04237	5305-292-6429	05566	5305-836-1398	04520
	04238		05656		04652
5305-268-6550	04780		05718		04653
	05545	5305-352-7287	01632		04654
5305-269-2800	02848	5305-363-3582	01290		05196
5305-269-2801	00772	5305-371-5138	01288	5305-839-1645	05202
5305-269-2802	00481	5305-379-2686	00343	5305-847-3893	03368
5305-269-2803	00190	5305-379-8379	01184		04141
	00479	5305-423-8407	01975		04552
	01035	5305-423-9003	01710	5305-848-7051	01121
	01222		02353	5305-851-3436	02613
	01224		02512	5305-855-0958	03566
	04022	5305-426-2972	01798	5305-863-1627	02614
	04029		01963	5305-889-3002	01181
	04033	5305-426-3085	01811		01306
5305-269-2805	00773		02300	5305-912-4625	01702
	04025	5305-429-2297	02034	5305-934-6189	03069
	04027		02390	5305-958-5252	03431
	04031		02509	5305-958-5473	00646
5305-269-2808	04021		02537	5305-958-5474	00707
	05796	5305-506-5766	00587	5305-959-4157	01308
5305-269-2809	04023	5305-525-5997	00709	5305-968-0194	00886
	04024	5305-527-4193	00108	5305-976-0884	02899
5305-269-2810	00191		01435	5305-978-9346	00662
	00480		03224	5305-978-9355	00701
5305-269-2817	00255		03811	5305-978-9369	00700
5305-269-2818	00257		04030		00702
5305-269-2820	03026		04445	5305-984-5689	03494

**Section IV. INDEX -FEDERAL STOCK NUMBER AND REFERENCE NUMBER  
CROSS-REFERENCE TO INDEX NUMBER**

<u>STOCK NUMBER</u>	<u>INDEX NUMBER</u>	<u>STOCK NUMBER</u>	<u>INDEX NUMBER</u>	<u>STOCK NUMBER</u>	<u>INDEX NUMBER</u>
5305-984-5691	03082	5306-225-9093	02820	5306-423-8194	01765
	03495		02822		01856
5305-984-5692	05212	5306-226-0031	01585		02172
5305-984-6189	03066	5306-227-0620	03328		02316
5305-984-6192	01307		04727	5306-423-8357	01659
	03092		05399	5306-423-8393	01596
5305-984-6193	00989	5306-240-0794	01762	5306-423-8784	02533
	02964	5306-240-0795	01764	5306-425-8030	03300
5305-984-6194	00642		02100	5306-425-8047	04856
	02968	5306-240-0797	01595	5306-426-2865	01665
5305-984-6208	02728		02317		01943
5305-984-6210	04403	5306-240-0799	01668	5306-426-2933	01448
	05797		02099	5306-426-2934	01540
5305-984-6211	02965		02113	5306-426-2974	01600
5305-984-6217	03032	5306-240-0999	01855		02323
5305-988-1721	03218	5306-254-9658	01925		02365
5305-988-1723	01023	5306-254-9662	01541	5306-426-3315	01854
	01044	5306-255-8504	00552		02404
	01047	5306-260-4506	01666	5306-426-3397	02379
	01133	5306-261-1150	01898	5306-426-5062	01594
	02969	5306-261-1153	02062		01833
	03029	5306-261-3398	01163		02408
5305-988-1724	03030	5306-263-4030	04897	5306-426-8315	01661
	03604	5306-263-4037	02115	5306-514-9336	04933
5305-988-1725	02963		02118	5306-533-6088	02874
	03099	5306-263-4038	02282	5306-543-2506	01015
	03100	5306-263-7301	01449	5306-543-4305	01233
	03414		01502	5306-550-9129	01272
5305-988-1727	02806		01593	5306-550-9353	04091
	02849		01993	5306-637-4914	03613
	02962		02061	5306-637-4956	01671
5305-988-3786	01213		02063		01692
5305-995-3442	01305		02280		01761
5306-010-9180	04948		02318		02205
5306-010-9827	05706		02321		02366
5306-012-6326	03559		02400		02405
5306-017-9826	00786		02503		02502
5306-019-1850	05555	5306-263-7403	03396	5306-637-4976	01599
5306-019-3988	02378	5306-263-7430	03053		01663
5306-022-0614	04170		03075		01942
5306-022-0623	00787		03086		02322
5306-022-0674	04093		04134		02406
5306-043-0638	04932		04529		02504
5306-050-0348	00236	5306-263-7716	04528	5306-637-9809	04740
	01138	5306-263-7727	04069	5306-638-0952	04092
5306-054-4431	05953	5406-263-8951	01766		04349
	00969		01992	5306-638-0962	04251
5306-063-4998	01767	5306-263-9059	05099	5306-638-6772	03762
5306-063-5002	02680	5306-268-5797	05094	5306-655-5826	04525
5306-174-4149	05922	5306-268-5850	02772	5306-655-6144	05971
5306-174-4678	04857	6306-268-5981	05970	5306-680-5535	03353
5306-174-9473	05405	5306-272-1804	01660	5306-680-6004	02819
5306-206-0378	05189	5306-272-3769	06246		04858
5306-206-6308	03922	5306-273-6357	01559	5306-696-5241	00006
	03923	5306-276-8456	01273	5306-696-5246	04527
5306-206-9606	03925	5306-281-1644	04328	5306-698-2137	02407
5306-207-2424	00285	5306-281-6447	05388	5306-698-2150	01597
5306-207-3834	03379	5306-281-7116	00005		01664
5306-208-5584	04089	5306-282-6487	03921		02319
5306-208-5592	03327		03924		02320
5306-214-2090	03299	5306-282-8360	02401	5306-714-5294	00506
5306-214-2094	04983	5306-285-1368	01598	5306-715-7726	00158
5306-214-2095	04864		02098	5306-715-9334	00287
5306-225-8497	00941		04864	5306-774-9773	06036
	01006	5306-299-2347	03387	5306-775-5209	02550
5306-225-8499	00832	5306-299-2366	04860	5306-776-6888	00877
5306-225-8500	00831		04934	5306-809-7134	02544
	01051		04949	5306-814-6565	01763
	01062	5306-352-4817	03287	5306-814-6597	01853
	01126	5306-352-4820	05736		02281
	03003	5306-352-7899	02402	5306-814-8960	01558
5306-225-8502	00765	5306-374-8238	00276		01896
5306-225-8503	00116	5306-390-3125	04862	5306-819-3038	00628
	01005	5306-390-3126	04863	5306-843-7044	02114
5306-225-8504	00371	5306-393-3151	05615	5306-844-5456	03002
5306-225-8507	00834	5306-420-5062	01667	5306-859-7819	04721
5306-225-8509	06298	5306-423-4903	02549	5306-874-4001	02279
5306-221-8512	01075	5306-423-8068	02409	5306-877-9888	02403
5306-225-9081	00286	5306-423-8117	01897	5306-893-9658	06016
	00788	5306-423-8194	01503	5306-897-9295	
	00833		01658	5306-959-7807	06021
	03529		01662	5307-164-2439	05061

**SECTION IV. INDEX - FERAL STOCK NUMBER AND REFERENCE NUMBER  
CROSS - REFERENCE TO INDEX NUMBER**

<u>STOCK NUMBER</u>	<u>INDEX NUMBER</u>	<u>STOCK NUMBER</u>	<u>INDEX NUMBER</u>	<u>STOCK NUMBER</u>	<u>INDEX NUMBER</u>
5307-164-9078	05573	5310-010-3326	00113	5310-012-0368	01234
	05662		03271		02824
	05724		03441	5310-012-0376	02838
5307-164-9079	05753		03835		02838
5307-248-8293	03176		04083		03022
5307-260-8850	00148		04120		03389
5307-274-1460	00151		04185		03401
5307-274-4765	00146		04254		03429
5307-367-6712	00149		04299		03538
5307-378-6731	16731		04300		03668
5307-378-9736	00147		04301		05131
5307-426-3718	05062		04302		05447
5307-426-3716	02097		04378	5310-012-0377	03024
5307-637-8949	00503		04467		03904
5307-682-5648	00300		04521		03536
5307-682-5649	00198		04711		04938
5307-741-0176	00968		04712		04951
5307-790-6601	00712		04713		04968
5307-814-7916	00150		04723		05016
5307-968-1320	00259		04812		05121
5310-584-5005	03170		04837		05127
5310-010-3226	05955		04880		05527
5310-10-3319	00528		05068	5310-012-0378	04993
	00891		05361	5310-012-0380	02983
	03415		05369		02985
5310-010-3320	00364		05377		03040
	00532		05481		03102
	00826		05536		03180
	00895		05847		03526
	00896		05859		03567
	00972		05888		03582
	01098		05950		03606
	01123		06006		04410
	01148		06124		06207
	01149		06130	5310-012-0382	00530
	01648		06135		00593
	01827		06140		00779
	01879		06145		00971
	02055		06150		01032
	02153		06155		01039
	02165	5310-010-3342	00545		01097
	02311	5310-010-3346	04296		01102
	02451		05063		01150
	02855	5310-010-3823	01555		02859
	10828	5310-010-6264	00261		03243
5310-010-3323	00111	5310-010-6266	03743		05530
	00264	5310-010-6495	00929	5310-012-0364	00114
	01038	5310-010-9885	00771		01443
	01152	5310-011-4062	01624		02739
	01573	5310-011-4606	00202		02781
	01937		00531		03244
	02312	5310-011-4609	01321		03245
	02389	5310-011-5543	03177		03247
	02650	5310-011-5545	03179		03282
	02655	5310-011-5148	00473		05410
5310-010-3325	00112	5310-011-7062	01625		05862
	00345		01736		06040
	02816		01981	5310-012-0614	00638
	02982		02293		00671
	03349		02374		02941
	03369		02422		03821
	03742		02507		05770
	03746	5310-011-8665	03912	5310-012-0622	00641
	04142	5310-012-0214	00778		00986
	04158		01031		02943
	04482		01033	5310-012-0689	05739
	04710		01037	5310-012-0731	04786
	04787		01049		05326
	04836		01236	5310-012-0898	05345
	04846		02825	5310-012-1574	04490
	04847		02856		04714
	05066		03042		05360
	05092		03391		05534
	05097		03402		05701
	05102		03432		05860
	05249		03741		05907
	05362		05370		06208
	05371	5310-012-0361	02884	1310-012-1753	01320
	05372		03025		03219
	05517		05777		03240



**SECTION IV. INDEX - FERAL STOCK NUMBER AND REFERENCE NUMBER  
CROSS - REFERENCE TO INDEX NUMBER**

<u>STOCK NUMBER</u>	<u>INDEX NUMBER</u>	<u>STOCK NUMBER</u>	<u>INDEX NUMBER</u>	<u>STOCK NUMBER</u>	<u>INDEX NUMBER</u>
5310-012-1753	03242	5310-022-0087	05400	5310-208-3775	00559
5310-012-1841	00992		05604		00602
5310-012-1932	02841	5310-022-3808	01434	5310-208-4326	03306
5310-012-4589	06093	5310-022-5831	03983	5310-208-4370	05133
5310-012-4634	03984	5310-042-4226	02782	5310-208-9476	02420
	03985	5310-042-6097	05773		02582
5310-012-5913	02757	5310-043-2226	02730	5310-208-9738	02242
	05776		02989	5310-209-0710	03744
5310-012-8122	00291		03064	5310-209-0711	03124
5310-013-1047	05364		03422		03496
5310-013-1002	03421		03832		04959
	04297		04412	5310-209-0715	05353
	06027		05853		06172
5310-013-1006	05531	5310-044-6221	05856	5310-209-1021	03769
5310-013-1046	04494		05858		03788
	05547	5310-044-6257	06123	5310-209-1749	00568
5310-013-1047	03344	5310-044-6548	02801	5310-209-1761	03888
	04736		02981	5310-209-2249	00618
	04811	5310-044-7212	00527		00930
	05069	5310-045-1009	03080	5310-209-3597	01312
	05365		03121	5310-220-6574	05500
	05376		03376	5310-220-6576	04119
	05628		03444	5310-220-6672	01187
5310-013-4512	00318		03578	5310-220-6682	00178
5310-013-4530	00919		03671	5310-220-6683	00134
	02944		04901	5310-227-1913	01260
5310-013-4566	02241	5310-045-1061	06248	5310-245-0107	01189
5310-013-4572	00434	5310-045-3296	01190	5310-261-3740	00201
5310-013-8479	00991	5310-045-3298	01314		05358
5310-013-8502	03241	5310-045-3299	01315	5310-261-6340	05664
	03246	5310-045-3474	01191	5310-261-7340	00262
5310-013-8526	02988	5310-050-3289	06043		00504
5310-013-0530	00743	5310-050-3292	03089		00529
	02984	5310-050-3293	03056		00533
	02987		03078		00577
	03041	5310-050-3448	03081		00753
	03044	5310-053-2226	01292		00897
	03070	5310-063-3559	05117		02780
5310-015-3298	01313		06023		02986
5310-017-2756	05629		06191		03039
5310-017-2757	05857	5310-074-3833	01430		03043
5310-017-2762	04298	5310-080-0766	00334		03129
	04705	5310-081-4214	01098		03348
	04706	5310-081-4219	00325		03392
	04707		00361		03497
	04735		00892		03540
5310-017-2807	05855		00893		03745
5310-017-2811	02779		01081		03911
	05533	5310-087-6875	02032		04045
5310-017-2989	04996	5310-101-3320	03541		04046
	04609	5310-107-2762	04295		04047
	04610	5310-110-3326	04266		04049
5310-017-3127	01237	5310-164-9077	05515		04411
5310-017-4853	00305	5310-167-0835	00764		04945
5310-017-4916	03181	5310-167-1300	02756		04952
5310-017-8156	03178		03989		05359
5310-021-7216	04201	5310-176-8137	03418		05368
	04332	5310-176-8170	05945		05374
	04415	5310-178-9612	01262		05579
5310-021-8506	05605	5310-187-6874	02004		05728
5310-021-9757	05125	5310-187-8636	02649		05758
5310-022-0067	03336	5310-188-4176	03768		05861
5310-022-0071	02945	5310-188-4233	01397		05863
	03669		02201	5310-262-2957	03790
	03927	5310-189-4399	05495	5310-262-3048	01109
	03990	5310-194-0743	05397	5310-262-4699	05065
	03993	5310-194-0875	01398		05264
	05119		01490		05354
	05122		01713	5310-262-8305	01958
	05560	5310-194-2731	01820	5310-264-1985	01192
	05652	5310-194-8191	01171	5310-266-0384	04417
	05710	5310-195-0743	05357	5310-266-0386	01011
	05741	5310-199-6600	03091		01021
	05775	5310-205-9982	00099		01042
5310-022-0080	03670		00100	5310-266-0389	01431
	04607		00362	5310-268-6164	01587
5310-022-0081	01432		00575	5310-269-5951	01651
5310-022-0086	03439		00894	5310-270-2145	02644
5310-022-0087	03337	5310-208-2134	05020	5310-272-7019	01141
	04561		05135	5310-274-4622	05356
	04800		05261	5310-274-8859	01119
	05021	5310-208-3470	05134	5310-275-1706	03577

**SECTION IV. INDEX - FERAL STOCK NUMBER AND REFERENCE NUMBER  
CROSS - REFERENCE TO INDEX NUMBER**

<u>STOCK NUMBER</u>	<u>INDEX NUMBER</u>	<u>STOCK NUMBER</u>	<u>INDEX NUMBER</u>	<u>STOCK NUMBER</u>	<u>INDEX NUMBER</u>
5310-275-2012	00544	5310-514-6849	02361	5310-584-7914	05909
5310-275-2017	00604		02362	5310-584-7915	04774
5310-275-6590	05064		02391		05827
5310-275-6595	04809		02453		05960
5310-275-6635	03758		02454	5310-595-5228	00185
	03780		02519	5310-595-5974	02249
	03834		02540		02539
	03843	5310-514-6852	02092	5310-595-6398	00956
	03861		02154	5310-595-7190	00742
	03870		02251	5310-596-2151	04202
	03879		02450	5310-596-4933	01193
5310-275-6670	02910		02541	5310-596-7691	03046
5310-275-9263	02518	5310-514-6962	02448	5310-596-9442	04084
5310-276-2747	01317		02515		04492
5310-276-2909	02243	5310-515-9273	03122		04838
5310-276-3420	00342	5310-522-7146	05943		05908
	02886	5310-527-3288	03045		05964
	03354		03071		06007
5310-281-2423	01218		03072	5310-596-9444	04810
5310-281-8328	02980	5310-538-6072	00762		04839
5310-285-1527	01188	5310-543-2705	02808		05998
5310-295-6475	01198		02857	5310-616-3023	00751
5310-297-2510	02639		02858	5310-620-5730	01940
5310-297-8836	02245	5310-543-5653	03991	5310-627-6128	00534
5310-298-7482	02314	5310-543-5973	03987		01229
	02651	5310-550-3503	01228	5310-637-9541	04491
5310-298-9261	01170	5310-559-9103	04196	5310-638-1173	00809
	03986		04825	5310-638-2587	01100
5310-322-0775	02722	5310-559-9184	03203	5310-638-6707	01110
5310-331-3280	03285		05101	5310-639-4977	02909
	05896		06094	5310-639-7533	00586
5310-350-2560	05355	5310-579-0592	02083	5310-639-7667	00738
5310-350-3560	04138	5310-580-2778	00176	5310-641-1644	00590
5310-353-4961	00761		00363	5310-650-7092	01986
5310-361-7052	03770	5310-582-5977	00124		02538
	03831		00200	5310-655-5819	04118
5310-364-7664	02912		00263	5310-655-7423	02749
5310-374-4506	01214		00447		05828
5310-377-3500	01473		00525		05831
5310-417-8620	00957		00526	5310-655-9371	00104
5310-423-8150	02054		00576		00999
	02306		00750		02270
5310-423-8884	01429		01095		05592
	01538		01101		05653
5310-424-0313	01623		01151		05712
	01869		01227		05742
5310-425-7919	06194	5310-582-8399	05854	5310-655-9882	02885
5310-425-7921	03281		06213	5310-656-0391	05124
5310-425-7924	03297	5310-582-9565	02911		05128
5310-426-6684	02248	5310-584-5005	00603	5310-663-8905	05015
5310-444-8670	00474		01247	5310-685-1428	04454
5310-504-6849	02363		02836	5310-685-1429	01129
5310-506-5764	00585		02946		01297
5310-509-2129	00827		03023		01298
5310-514-6841	01441		03097		03274
	01442		03522		03798
	02452		03563		03994
5310-514-6849	01491		03576		04314
	01492		03592		04416
	01493		03995		04578
	01530		06092		04730
	01572		06192		05132
	01649	5310-584-5007	00250		05138
	01650		05017		05408
	01714	5310-584-5025	00933		05774
	01715	5310-584-5272	02817		05830
	01823		03836		06038
	01824		04048		06303
	01825		04495	5310-685-1653	01311
	01826		04656	5310-687-3320	01261
	01828		04737	5310-713-5641	01791
	01830		04995		02423
	01938		05067	5310-720-2538	01172
	01967		05145	5310-720-9532	05394
	01968		05248	5310-725-7382	01621
	01989		05363		01622
	02056		05366		01708
	02091		05373		02186
	02202		05375	5310-734-8923	01316
	02244		05535	5310-737-3354	03766
	02250		05630		03785
	02313		05949	5310-741-0174	00964

**SECTION IV. INDEX - FERAL STOCK NUMBER AND REFERENCE NUMBER  
CROSS - REFERENCE TO INDEX NUMBER**

<u>STOCK NUMBER</u>	<u>INDEX NUMBER</u>	<u>STOCK NUMBER</u>	<u>INDEX NUMBER</u>	<u>STOCK NUMBER</u>	<u>INDEX NUMBER</u>
5310-741-0343	03411	5310-809-3078	04409	5315-059-0238	03286
5310-754-2248	03440	5310-809-4058	00260		04732
	03797	5310-809-8886	02308		05024
	05130	5310-809-9452	01704		05154
	05771	5310-814-8935	04799		05897
	06158		04824	5315-059-0258	04357
5310-760-1535	00928	5310-816-1030	01299	5315-059-0262	04109
5310-762-6213	04789		03537		04225
5310-762-6223	04418		05019		04631
5310-762-6242	04775		05120	5315-132-8121	05913
	04776		05126	5315-141-1671	03340
	05323		05231	5315-162-8027	04828
	05449	5310-818-1251	00739	5315-164-8500	05456
5310-762-6448	04073	5310-828-3770	05927	5315-178-9589	05437
	04823	5310-828-7333	02584	5315-184-6539	04619
	06003	5310-836-7077	00390	5315-186-3705	03202
5310-762-6448	06024	5310-837-5455	00740	5315-187-1811	04629
5310-763-0011	04777	5310-844-0561	01849	5315-187-9567	04222
5310-763-8820	04790	5310-846-9213	01556		04778
5310-763-0901	05018	5310-847-3377	01807		04826
5310-763-8905	03366	5310-852-8460	01980	5315-187-9588	04694
	04788		02161	5315-187-9589	04150
	05448		02421		04228
	05451	5310-894-0259	03284		04428
	05561		03305		05783
	05651	5310-903-3994	03127		05783
	09691	5310-903-3994	03127		05899
	05711	5310-905-5156	05085		05912
	05740	5310-909-2896	05129	5315-187-9600	04597
5310-763-8911	03988	5310-909-2901	03239		04617
	05337	5310-909-2902	04715		04621
5310-763-8912	06002		05367		05262
5310-763-8920	00105	5310-920-d201	01867	5315-187-9688	05784
	02793	5310-921-6917	01935	5315-193-9171	399
	02942	5310-921-6935	02310	5315-200-4545	04137
	04140	5310-923-6934	01785		04218
	04313	5310-930-7013	02449		04219
	04550	5310-930-7014	01850		04630
	04608		02200		05152
	05091		02307		05609
	05096		02516	5315-205-6830	04425
	00596		02516	5315-209-7273	02758
	00116	5310-950-0039	02773		04616
	00123	5310-950-0690	02908		05155
	05690	5310-951-7209	05350		04207
	05829		05532	5315-214-2088	05026
	05895	5310-968-0180	00264	5315-225-2361	02761
	06193		00562	5315-234-1657	04689
5310-763-8921	00106		00752	5315-234-1672	05453
	03261		00898	5315-234-1673	04684
	04107	5310-902-9336	01878	5315-234-1674	01741
	04136	5310-999-8286	01653	5315-244-3981	05166
	04184	5310-999-8288	01652	5315-247-8999	05617
	04197	5310-999-8289	01654	5315-247-9899	05714
	04198	5315-010-3425	05611		05462
	04199	5315-010-3749	00814	5315-251-6123	05165
	04200	5315-010-3788	03208	5315-251-9738	01478
	04263	5315-011-2009	03419	5315-252-2959	04002
	04395	5315-011-2139	01614	5315-272-6709	04005
	04414	5315-013-7228	04356		04007
	04455		05075		04007
	04455		05075		04216
	04605		05160	5315-272-6799	04210
	04606		05435	5315-272-6800	04214
	04722		05454	5315-272-6801	04209
	04878		05608	5315-272-6802	05498
	05118		05691	5315-272-6803	05463
	05450		05833	5315-273-7847	05458
	05440		06160	5315-273-7877	05835
	05772	5315-013-7323	04431	5315-273-7878	06105
	05878	5315-013-8081	02760	5315-273-7879	06101
	05954		05162	5315-273-7897	06103
	06118	5315-013-8228	05151	5315-273-7898	05164
	06128	5315-014-1220	00188	5315-273-8037	04221
	06133	5315-021-7669	04426	5315-273-8048	04639
	06138	5315-025-3008	05606	5315-273-8049	05786
	06143	5315-043-1787	00932	5315-273-8051	04151
	06148	5315-044-3767	00143	5315-273-8052	05147
	06153		00298	5315-273-8078	04012
	06159		00467	5315-273-8079	05838
5310-768-8921	05022	5315-050-0979	04215	5315-273-8080	05460
5310-787-6466	00737	5315-058-5964	02135	5315-273-8088	05837
5310-790-5594	00673	5315-059-0206	03478		05459
5310-802-6912	04294	5315-059-0226	03309	5315-273-8090	05159
5310-808-4058	00509	5315-059-0228	05929	5315-274-4257	

**SECTION IV. INDEX - FERAL STOCK NUMBER AND REFERENCE NUMBER  
CROSS - REFERENCE TO INDEX NUMBER**

<u>STOCK NUMBER</u>	<u>INDEX NUMBER</u>	<u>STOCK NUMBER</u>	<u>INDEX NUMBER</u>	<u>STOCK NUMBER</u>	<u>INDEX NUMBER</u>
5315-275-4624	04220	5315-741-9705	00141	5315-999-8417	01903
5315-275-8160	06198	5315-754-0181	03200	5320-010-4110	03490
5315-275-8209	06196		03201	5320-010-5205	05717
5315-276-0256	04358	5315-754-1844	05612		05748
	04641		05779	5320-010-7563	05641
5315-276-4460	02762	5315-771-2038	01467		05647
	05163	5315-786-5220	00217	5320-042-6171	04400
5315-276-5079	05439	5315-786-6358	00142	5320-067-9839	03471
	05694	5315-787-9597	05324	5320-205-7322	04885
5315-276-5464	02759	5315-795-9625	00313	5320-205-7323	05597
	02776	5315-815-8840	04014		05601
5315-276-6676	01756	5315-839-2326	02842	5320-205-7332	05420
5315-281-7260	06104	5315-839-2326	01742	5320-286-8097	04884
5315-281-7502	05788	5315-839-5822	04006		05598
5315-290-6228	05785		04010		05602
5315-297-1212	04003		04011		06064
	04004		04013	5320-286-8101	06065
	04009		04360	5320-286-8102	06067
5315-297-2443	04502		04361	5320-805-5156	06066
5315-297-2444	04208		05455	5320-905-5156	05079
	00149		05832		05082
	05438	5315-839-5832	00158	5320-995-1875	00694
	05610	5315-839-8522	06096	5325-779-9176	00950
5315-298-1039	04211	5315-840-0907	02889	5325-920-8293	02076
5315-298-1481	05744	5315-842-3044	04015	5330-056-9405	04997
5315-298-1485	05745		04362	5330-067-0000	0L426
5315-298-1489	05781		05023	5330-074-3513	01367
5315-298-1499	01173		05436		01726
5315-298-9923	50008		05497	5330-074-3569	01407
5315-315-1226	05025		05692		01535
5315-315-1227	04991	5315-845-5232	02843	5330-074-3580	02341
5315-316-0608	06195	5315-846-4297	04205		02370
5315-316-0652	02844		04213	5330-074-3581	01348
5315-321-8907	04640		04434		02339
5315-343-0404	04110		04618	5330-074-3587	01373
5315-343-0407	05836		05496		02041
5315-363-8794	01757		05898	5330-074-3595	01427
5315-363-9073	01550		05910		01638
5315-363-9726	01882	5315-849-9834	05153	5330-074-3597	01411
5315-368-0410	04779	5315-849-9854	02800		02342
5315-390-3127	04152		05713	5330-074-3598	01371
5315-390-3131	04359		05743		01609
5315-392-4276	03307		05782	5330-074-3599	01372
5315-393-5684	01957		05834		01610
5315-423-3924	02883	5315-849-9954	05150	5330-074-3600	01351
	03591	5315-859-5822	04635		01563
5315-423-7782	06161	5315-859-9854	05452	5330-074-3601	01374
5315-425-7992	06102	5315-893-6554	06061		01472
5315-425-7996	04008	5315-893-6555	04226		02343
5315-42-80003	06162	5315-893-7266	05616	5330-074-3602	01370
5315-425-0045	06188	5315-893-8325	05167		01497
5315-514-1616	01477	5315-893-9650	00168	5330-074-3603	01363
	01865	5315-893-9651	03412		01496
5315-531-9720	00312	5315-894-2467	05900		01724
5315-550-5462	04224	5315-894-2468	05901	5330-074-3604	01359
	04627	5315-894-2568	04206		01860
5315-558-5467	04628	5315-896-8748	00316	5330-074-3605	01341
5315-597-5460	00466	5315-899-0191	05157		01858
5315-598-6482	04212	5315-899-0192	03308	5330-074-3606	01358
	04620	5315-899-2862	05161		01859
	04622		00607	5330-074-3609	01383
	04632	5315-909-2893	05614		01917
5315-598-8233	00216	5315-921-7156	01547	5330-074-3613	01360
5315-606-7091	02750	5315-921-7157	61479		01721
5315-616-5506	00228	5315-921-7158	01480	5330-074-3614	01365
5315-616-5514	01118	5315-921-7159	02136		01720
5315-619-7168	04365	5315-936-6139	01914	5330-074-3618	01346
5315-619-7169	04364	5315-936-6140	01913		02338
5315-619-7171	05693	5315-942-7167	01922	5330-074-3619	01340
5315-619-7172	06197	5315-943-4486	01466		02368
5315-652-9919	04637	5315-944-7035	01783	5330-074-3620	01405
5315-655-4772	05787	5315-947-3583	01921		02290
5315-662-9568	05242	5315-952-7737	02134	5330-074-3621	01350
	06031	5315-968-0164	00122		02340
5315-663-3672	01603		00322	5330-074-3622	01404
5315-664-2338	04690		00441		02289
5315-664-3166	00211	5315-983-5982	01577	5330-074-3773	01423
5315-679-3382	03360	5315-983-8388	04427		02045
5315-703-6309	05461	5315-999-8404	01387	5330-074-3774	01376
	06100		01500	5330-074-3776	01419
5315-707-2383	02734		01576		02349
5315-730-4452	00465	5315-999-8416	01946	5330-074-3787	01336

**SECTION IV. INDEX - FERAL STOCK NUMBER AND REFERENCE NUMBER  
CROSS - REFERENCE TO INDEX NUMBER**

<u>STOCK NUMBER</u>	<u>INDEX NUMBER</u>	<u>STOCK NUMBER</u>	<u>INDEX NUMBER</u>	<u>STOCK NUMBER</u>	<u>INDEX NUMBER</u>
5330-074-3788	02566	5330-641-4112	00094	5340-209-7204	05676
5330-074-3791	01400		00213	5340-209-8664	06171
5330-141-1588	00054	5330-641-8282	00614	5340-223-7094	01686
	00054	5330-641-8283	00613	5340-229-9294	01514
	00055	5330-641-8287	00608	5340-244-3152	04905
	00394	5330-641-8291	00610	5340-246-6992	03829
	00496	5330-678-8995	00089	5340-247-5030	03682
5330-154-1632	03231		00121	5340-254-2884	05331
5330-154-8426	05040		00440	5340-254-2889	02854
5330-154-8431	05038	5330-710-2143	01381		03683
5330-171-1371	00084		01700	5340-254-4641	02831
	00087	5330-710-2146	01416	5340-276-5832	01482
	00087		01983	5340-281-6467	00566
	00187	5330-734-8959	01263	5340-281-6530	00218
	00436	5330-786-4025	00649	5340-282-0071	04979
5330-171-5509	00650	5330-001-8703	01264	5340-282-1608	01277
5330-171-5641	00612	5330-815-1492	00936	5340-282-7145	00690
5330-171-5660	00744	5330-828-9787	01421	5340-282-7347	03936
5330-171-6668	00060		01499	5340-285-6782	02764
5330-171-6576	00035		01739	5340-291-3519	03399
5330-171-7747	00080		02044	5340-313-2635	01697
	01062	5330-830-7825	00643	5340-315-1087	00732
5330-193-2828	02900	5330-838-9183	01836	5340-315-1088	00733
5330-196-5336	00195	6330-843-7185	02221	9340-335-9299	00710
5330-198-6169	01420	5330-843-7194	02568	5340-338-4740	00273
	01891	5330-858-6277	01905	5340-343-0172	03939
5330-209-0494	01002	5330-865-0404	01392	5340-345-7322	05807
5330-242-6363	00096		02355	5340-346-2596	02087
	00560	5330-893-7271	01382	5340-352-8292	01509
5330-252-3307	01020		02187	5340-365-3748	04950
5330-256-0201	01106	5330-893-8335	01399	5340-367-5236	02065
5330-263-5090	00180		01939	5340-371-4134	03628
5330-270-8469	06258	5330-896-7686	01212		03629
5330-270-9469	06259	5330-916-1757	01335		04907
5330-282-8864	03833		02121	5340-374-1362	02432
5330-285-3702	03818	5330-920-6924	02228	5340-384-9979	03810
5330-285-6866	01380		02609	5340-417-2920	01481
	01498	5330-922-6227	01347	5340-423-4804	01516
5330-289-9476	04782		01773		02128
5330-286-3504	01265	5330-923-6953	01391	5340-423-9331	02658
5330-286-7294	01415		02372	5340-423-9380	02659
	01881	5330-923-6965	01349	5340-425-7797	05849
5330-290-9486	00868		01706	5340-425-7888	06106
5330-291-4487	00101	5330-923-6970	02373	9340-425-7903	05442
	00203	5330-923-8010	01417		05700
5330-291-4498	01220		01536	5340-425-8236	05665
	02600	5330-924-0048	01409		05667
5330-291-4645	03791		01838	5340-447-9001	03786
5330-291-5944	00874	5330-924-00104	01393	5340-514-2853	00955
5330-351-6387	01401		01552	5340-516-7878	03805
	01831	5330-924-0137	01384	5340-525-7889	05571
5330-363-2029	00029		02005	5340-527-1789	02878
	00245	5330-937-5150	01964	5340-569-4815	00133
	00396	5330-937-5155	01959		00210
5330-365-2302	01369	5330-948-6068	01385	5340-597-4867	05317
	02183		01738	5340-598-1163	00821
5330-416-4113	02626	5330-948-6089	01408	5340-598-7063	05320
5330-530-0696	01019		01837		06178
5330-567-0000	02356	5330-948-6106	02683	5340-598-8580	02891
5330-567-0024	01344	5330-948-6116	01337	5340-628-1217	02892
	01716		01771	5340-653-5655	04367
	01718	5330-948-6125	01366	5340-664-2878	01703
	02336		01725	5340-664-6805	02736
5330-580-1726	02337	5330-954-3693	01368	5340-664-6806	00469
	00085		02123	5340-690-0275	05768
	00005	5330-972-7644	02572	5340-691-7207	00648
5330-584-9022	00611	5330-983-598	01375	5340-715-1152	02610
	00674	5330-983-5988	02371		04398
5330-585-4478	03207	5330-983-5989	02006	5340-727-5792	00297
5330-585-5634	04754	5330-964-4826	02012	5340-753-2785	01215
	05543	5330-999-8358	01339	5340-801-1420	00767
5330-599-1783	00197		01471	5340-805-9529	01143
5330-599-7598	00058	5340-050-1591	00352	5340-834-8377	00617
5330-599-0527	03230	5340-050-3081	03428	5340-893-7629	00954
5330-613-5710	03206	5340-057-3032	00901	5340-894-0667	05790
5330-630-1800	00069	5340-057-7103	03017	5340-920-7457	01793
	00155	5340-074-3608	01924	5340-920-7464	02016
5330-640-9285	01293	5340-074-3807	02567	5340-920-7465	02015
5330-641-2183	05215	5340-200-5218	02428	5340-920-7466	02017
5330-641-2755	04781	5340-200-7541	00935	5340-920-7468	01794
5330-641-3382	01949	5340-205-5111	03579	5340-920-7514	01883

**SECTION IV. INDEX - FERAL STOCK NUMBER AND REFERENCE NUMBER  
CROSS - REFERENCE TO INDEX NUMBER**

<u>STOCK NUMBER</u>	<u>INDEX NUMBER</u>	<u>STOCK NUMBER</u>	<u>INDEX NUMBER</u>	<u>STOCK NUMBER</u>	<u>INDEX NUMBER</u>
5340-921-3208	01630	5975-132-9475	03637	6625-519-0072	02979
5340-921-4388	01768		03639	6645-858-8220	02682
5340-923-6931	01629		03641	6680-362-2688	04054
	01872		03643	6680-474-6501	04054
5340-923-6932	01804		03645	6680-514-3976	01093
5340-923-9876	01877		03647	6680-544-7869	02132
5340-924-0056	01919		03649	6680-551-1641	02977
5340-925-6897	02624		03651	6680-580-5324	00075
5340-944-1302	01694		03653		00564
5340-944-1384	01602		03655	6680-589-8761	00556
5340-944-1387	01802		06257	6680-725-2334	00558
5340-944-2552	01695	5975-152-1073	03020	6680-795-1605	00574
5340-948-6107	02695	5975-152-1094	03007	6680-807-9974	02930
5340-959-8393	02830	5975-152-1095	03008	6680-860-8999	00555
5340-983-5993	02163	5975-152-1147	03005	6685-514-4670	02931
5340-983-5998	01803	5975-152-1148	03004	6685-937-2144	02184
5340-983-6001	01641	5975-153-6773	03013	6810-249-9354	03128
5340-985-2253	02630	5975-228-0004	03010	8135-084-8321	05382
5340-999-8123	02140	5975-284-7350	03021		06275
5340-999-8384	02431	5975-284-7872	03018	9340-980-8916	03506
5340-999-8385	01619	5975-614-9400	02923	9390-424-5145	01296
5370-905-5156	05421	5975-636-3356	02593	9505-189-9105	00234
5710-538-4990	01206	5977-097-5975	01281	9505-196-4620	06277
5815-585-5672	04660	5977-237-1596	01251	9505-198-9104	00536
5040-311-9024	00103	5977-204-7628	01282		02715
5904-325-6572	03111	5977-285-0742	01160	9505-198-9105	00830
5905-975-4328	05563	5977-296-2497	01280		01113
5910-204-7812	02973	5977-423-4893	02587		01231
5910-696-7199	01205	5977-679-4764	01203		02714
5910-966-2076	03167	5977-741-6300	01202	9505-198-9110	04305
5925-026-4767	02924	5977-756-8776	02552		06289
5930-241-8921	02971	6110-414-1422	03887	9505-596-1620	02741
5930-269-631	02972	6110-715-8065	02553		03249
5930-302-0803	02968	6115-214-2682	00804		05385
5930-509-0163	02918	6115-377-9053	00822		06276
5930-649-9411	02969	6115-604-8058	01175	9510-596-2015	03449
5930-756-8775	02621	6115-606-812b	04056	9905-807-3712	03594
5930-779-6001	02919	6140-191-8485	03125		
5930-807-6306	03101	6140-649-8537	03117		
5930-837-6565	02907		03120		
5930-904-2140	02239		06270		
5935-201-7486	06247	6140-651-8642	03116		
5935-577-0377	02925		06278		
	02926	6140-651-8643	03112		
	03095		06279		
5935-967-6035	02951	6145-191-2517	03152		
	02952		03162		
5935-971-9186	02966		06271		
5940-050-7106	02974	6145-284-0326	02998		
5940-193-0802	03035		06280		
5940-246-6297	03067	6145-284-0659	02990		
5940-271-7439	01241		02996		
	01245		06272		
5940-271-9704	03118	6145-299-4445	02994		
5940-324-8176	02253		03150		
	02521		06281		
	02657	6145-299-4446	02992		
5940-325-6572	03119		03148		
5940-325-6577	03114		06282		
5940-501-7669	02975	6145-660-8933	03000		
	03038		06273		
	03144	6145-835-7101	03164		
5940-504-3548	03115		06274		
5940-549-1984	03159	6150-279-7436	01169		
5940-642-3930	01274	6150-631-8239	02623		
5940-656-2416	01310	6210-740-0230	02935		
5940-754-5437	01242	6220-353-0951	03059		
5940-810-8468	03036	6220-627-1889	03061		
5940-844-5657	03037	6220-643-0339	02936		
5940-896-7070	02215	6220-670-1988	03057		
5945-502-8256	01266	6230-239-3523	03574		
5945-843-1778	02240	6240-019-0877	02934		
5970-184-2002	03157		03049		
5970-353-9838	01283	6240-044-6914	03050		
5970-353-9842	01284		03573		
5970-416-4104	02588	6240-643-0689	03058		
5970-613-2122	01255	6250-299-6098	03048		
5970-675-8133	01254	6350-270-3773	03096		
5970-963-1617	01285	6005-802-3993	02979		
5975-132-9475	03631	6620-081-3165	02359		
	03633	6620-643-0339	03083		
	03635	6620-741-6303	02978		

By Order of the Secretary of the Army:

Official:

**KENNETH G. WICKHAM,**  
*Major General, United States Army,*  
*The Adjutant General.*

**W.C. WESTMORELAND,**  
*General, United States Army,*  
*Chief of Staff*

Distribution:

To be distributed in accordance with DA Form 12-25, Section II, (qty rqr block no. 351) Direct and General Support maintenance requirements for Crane-Sovels, Crawlers, 40 Ton.

☆U.S. GOVERNMENT PRINTING OFFICE: 1985 0 - 479-137

RECOMMENDED CHANGES TO EQUIPMENT TECHNICAL PUBLICATIONS



THEN . . . JOT DOWN THE DOPE ABOUT IT ON THIS FORM, CAREFULLY TEAR IT OUT, FOLD IT AND DROP IT IN THE MAIL!

**SOMETHING WRONG WITH THIS PUBLICATION?**

FROM: (PRINT YOUR UNIT'S COMPLETE ADDRESS)

DATE SENT

PUBLICATION NUMBER

PUBLICATION DATE

PUBLICATION TITLE

BE EXACT . . . PIN-POINT WHERE IT IS

PAGE NO.

PARA-GRAPH

FIGURE NO.

TABLE NO.

IN THIS SPACE TELL WHAT IS WRONG AND WHAT SHOULD BE DONE ABOUT IT:

TEAR ALONG PERFORATED LINE

PRINTED NAME, GRADE OR TITLE, AND TELEPHONE NUMBER

SIGN HERE:

DA FORM 2028-2  
1 JUL 79

PREVIOUS EDITIONS ARE OBSOLETE.

P.S.—IF YOUR OUTFIT WANTS TO KNOW ABOUT YOUR RECOMMENDATION MAKE A CARBON COPY OF THIS AND GIVE IT TO YOUR HEADQUARTERS.



**PIN: 012232-000**